

Multi-Pin Cylindrical Miniature Connectors

Application Requirements:

- ▶ High Vibration
- ▶ Quick Disconnect
- ▶ Secure Connections

Primary Markets:

- ▶ Military Aircraft
- ▶ Unmanned Vehicles
- ▶ Civil Aviation



SPACECRAFT
COMPONENTS CORP.

SPACECRAFT AT A GLANCE

Your Connector Consultant
Since 1962



Founded in 1962, Spacecraft is a family-owned, leading manufacturer and distributor of cylindrical connectors for the railways/transit, military, aerospace and various harsh environment markets.

As a Manufacturer, Spacecraft's core focus is manufacturing reverse bayonet connectors geared towards railway and transit applications. Our extensive engineering and manufacturing experience with reverse bayonet connectors provides us with the opportunity to offer a broad range of derivative cylindrical products in a short period of time with an assurance of exceptional quality.

As a Distributor, Spacecraft has developed key partnerships with world-class manufacturers whose products encompass MIL-SPEC and harsh environment industrial connectors. We are an authorized MIL-STD-790 value-added assembler for our principal connector manufacturers, such as Souriau, Reiku, Corsair, Sunbank, Astro Tool Corp., Mencom and Ulti-Mate. We stock a wide and deep variety of QPL components which enables us to provide a vast assortment of completed QPL connectors within a three-day turnaround.

As an Organization, Spacecraft prides itself on providing consultative service by utilizing our greatest asset: Our people!

Spacecraft invites you to tour our best-in-class facility located in North Las Vegas, Nevada, USA.

Spacecraft's Core Values

- MIL-STD-790 Certified
- Over 9 Million Connectors in Inventory
- Technical Solutions Oriented
- A Consultative Sales Team
- Vertically Integrated
- Supporter of the Buy American Act



Exceeding Your Quality Expectations

Spacecraft Components Corp. warrants to the original purchaser that it will correct by replacement any defect in workmanship or in-operation of any component purchased from Spacecraft Components Corp. for the life of the equipment in which the component is originally and properly installed. This agreement and warranty supersedes all other warranties expressed or implied.



CIDS (Connector Identification System)

Your Online Source for MIL-SPEC Cylindrical Connectors

CIDS Search for Another Part

Part Number: 0389940J215H

Superly: []

Vendor: Military

SCPN: []

Description: Receptacle, Vial Mount

MilSpec: MIL-DTL-38999 Series IV Composite, Crimp Rear Release Conn

Coating: Brevco-LDC	Contact Type: Crimp, Rear Release
Material: Composite	Shell Size: 23
Finish: CD Plated, CD 20000R Salt Spray IC	Insert Number: H21
Environmental: Environmental	Rear of Connector: MIL-C-38999 Series III A IV Threads
Fluid Resistance: Part III	Backshell: []
Temperature Range: -55C to +175C	Backshell ID: []
Sec: Socket/Female	Basic Material: []
Polarization Degree: Normal	Cable Range: []
Plug Diameter: 1.821 in 46.51 mm	Contact Size: []

Total Contacts	Quantity	Size	Contact Part Number	Notes
21	21	10	M3802956-352	

< Back Drawings Insert Accessory Mats Substitute Sources

- Access to MIL-SPEC Data Sheets in an Instant
- Identify Crimp Tools for Your Contacts
- Identify the Mating Connector
- Identify the Accessories for Your Connector

Mission Statement

To provide a work environment where our employees can meet their potential and thrive in an atmosphere of excellence by utilizing their strengths and attributes towards supporting our customers, thereby providing superior products and exceptional service which helps our customers gain a competitive advantage in their markets.

Locations

- Nevada Headquarters 702.851.7600
- Florida Office 954.748.4540
- Arizona Office 623.580.1162
- Mexico Office +52 442 341 69 63
- Italy Office +39 (335) 719.4512



3040 Clayton Street
North Las Vegas, NV 89032

Phone: 702.851.7600
Fax: 702.851.7620

Email: salesinfo@spacecraft.com
Web: www.spacecraft.com

MULTI-PIN CYLINDRICAL MINIATURE CONNECTORS

© 2011 Spacecraft Components Corp., North Las Vegas, Nevada 89032

Catalog 202 Table of Contents

SCPC Series Connectors (MIL-DTL-26482) Solder Contacts Threaded Coupling	1B-1
SCPT Series Connectors (MIL-DTL-26482) Solder Contacts Bayonet Coupling	2B-1
SCPT*S Series Connectors (MIL-DTL-26482) Crimp Front Release Contacts	3B-1
SC7 Series Connectors (MIL-DTL-26482) Crimp Rear Release Contacts	4B-1
SC Series Connectors (MIL-DTL-26482) Accessory Quick Reference	5B-1
SC, SCPC & SCPT Contact Data	6B-1
SC, SCPC, SCPT & SCPT*S Thermocouple Contacts	6B-3
SC, SCPC & SCPT*S Series Insert Configurations	7B-1
SC1 Series Connectors (MIL-DTL-38999 Series I) Crimp Rear Release, Bayonet Coupling	8B-1
SC2 Series Connectors (MIL-DTL-38999 Series II) Crimp Rear Release, Bayonet Coupling	9B-1
SC3 Series Connectors (MIL-DTL-38999 Series III) Crimp Rear Release, Threaded Coupling ..	10B-1
SC1, SC2 & SC3 Series Connectors (MIL-DTL-38999) Accessory Quick Reference	11B-1
SC1, SC2 & SC3 Series Connectors (MIL-DTL-38999) Insert Configuration	12B-1
SC Series Connectors D-Subminiature, Standard & High Density	13B-1
Shield Termination Bands M85049/128	14B-1
Cross Reference/Index	15B-1

We've Got You Covered



Contact
Spacecraft's
Consultative Sales Team
for Ordering Information



YOUR
CONNECTOR
CONSULTANT
SINCE 1962

 **SPACECRAFT**
COMPONENTS CORP.

702.851.7600

SECTION 1B

SCPC SERIES

CONNECTORS

The SCPC Series connectors are equivalent to the Amphenol/Bendix PC Series connectors. This series has the same features as our SCPT Series except for the coupling mechanism which features a double-start thread.

SERIES COMPARISON

FEATURES	MIL-DTL-26482 SCPT SERIES 1	SCPC	MIL-DTL-26482 SCPT*S SERIES 1	MIL-DTL-26482 SC7 SERIES 2
Coupling	Bayonet	Double Start Threads	Bayonet	Bayonet
Shell Keyways	5	1	5	5
Backshells	With connector	With connector	With connector	Not supplied (1)
Contact Type	Solder or F80 Crimp	Solder or F80 Crimp	Crimp Front Release	Crimp Rear Release
Contact Retention	Rubber	Rubber	Metal Clip	Metal Clip

(1) Backshells must be purchased separately.

SOLDER CONTACTS

SCPC SERIES

ORDERING INFORMATION

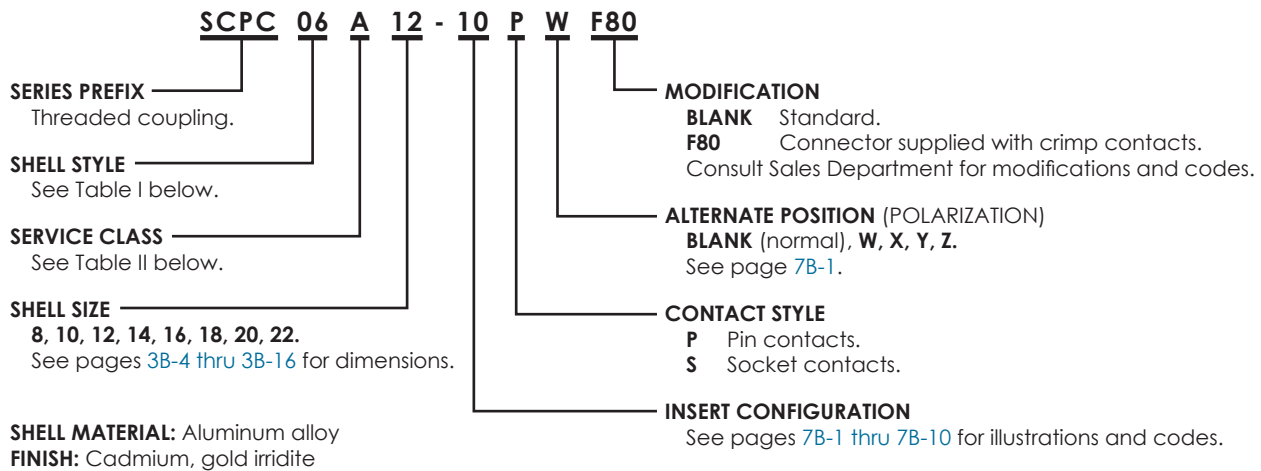


TABLE I. SHELL STYLE

SHELL STYLE	DESCRIPTION	AVAILABLE IN CLASS	SEE PAGE
SCPC00	Wall mount receptacle	A, B, D,E, F, J, JF, P,W	1B-4, -5, -6
SCPC01	In-line receptacle	A, B, D,E, F, J, JF, P,W	1B-6, -7, -8, -9
SCPC02	Box mount receptacle	A, C, E	1B-9, -10
SCPC02Y	Box mount receptacle	Y	1B-10
SCPC03	Wall mount receptacle*	A, E	1B-11
SCPC04	In-line receptacle*	A, E	1B-11
SCPC05	Straight plug*	A, E	1B-12
SCPC06	Straight plug	A, B, D, E, F, J, JF, P, W	1B-12, -13, -14
SCPC07	Jam nut receptacle	A, B, C, E, F, J, P	1B-15, -16, -17
SCPC07Y	Jam nut receptacle	Y	1B-17
SCPC08	90° plug	A, B, D, F	1B-18

* Less rear hardware

TABLE II. SERVICE CLASS

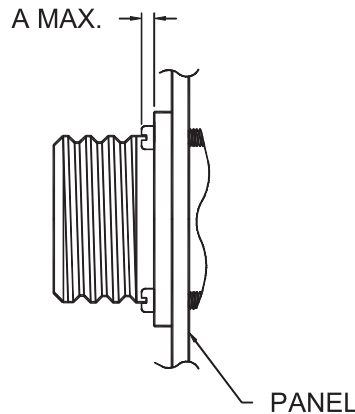
CLASS	DESCRIPTION	TEMP
A	Non-environmental, threaded backshell	125°C
B	Non-environmental, with strain relief	125°C
C	Environmental, less rear grommet and threaded backshell	125°C
D	Environmental, with grommet and threaded backshell	125°C
E	Environmental, with grommet nut	125°C
F	Environmental, with strain relief	125°C
J	Cable sealing	125°C
JF	Cable sealing, with strain relief	125°C
N	Environmental, less termination hardware and rear grommet	125°C
P	Potting form	125°C
W	Gland sealing	125°C
Y	Printed circuit contacts	125°C

AMPHENOL/BENDIX-SPACECRAFT CROSS REFERENCE

AMPHENOL/ BENDIX	SPACECRAFT	AMPHENOL/ BENDIX	SPACECRAFT	AMPHENOL/ BENDIX	SPACECRAFT	AMPHENOL/ BENDIX	SPACECRAFT
PC00A*	SCPC00A*	PC01A*	SCPC01A*	PC02E*	SCP02E*	PC06P*	SCPC06P*
PC00A**(SR)	SCPC00B*	PC01A*(SR)	SCPC01B*	PC06A*	SCPC06A*	PC07A*	SCPC07A*
PC00E*	SCPC00E*	PC01E*	SCPC01E*	PC06A**(SR)	SCPC06B*	PC07C*	SCPC07C*
PC00E**(SR)	SCPC00F*	PC01E**(SR)	SCPC01F*	PC06E*	SCPC06E*	PC07E*	SCPC07E*
PC00W*	SCPC00W*	PC01W*	SCPC01W*	PC06E**(SR)	SCPC06F*	PC07E**(SR)	SCPC07F*
PC00P*	SCPC00P*	PC02A*	SCPC02A*	PC06W*	SCPC06W*	PC07P*	SCPC07P*

* Indicates additional alpha-numeric are required to complete part number.

PANEL MOUNTING DATA

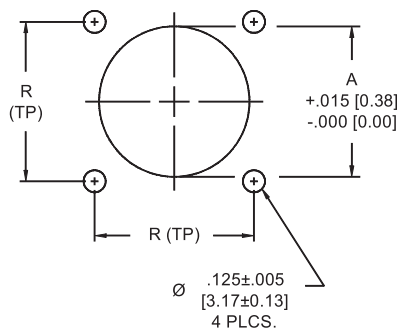


MAX. PANEL & SCREW HEADS		
SHELL SIZE	A MAX. SCPC00	A MAX. SCPC02
8	.087 [2.21]	.087 [2.21]
10	.087 [2.21]	.087 [2.21]
12	.087 [2.21]	.087 [2.21]
14	.087 [2.21]	.087 [2.21]
16	.087 [2.21]	.087 [2.21]
18	.087 [2.21]	.087 [2.21]
20	.212 [5.38]	.212 [5.38]
22	.212 [5.38]	.212 [5.38]

Note: All dimensions relate to distance in front of flange required for proper mating.

FRONT PANEL MOUNTING

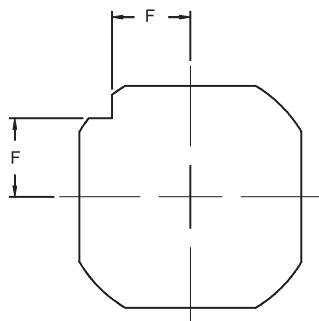
PANEL CUT-OUT DIMENSIONS



WALL & BOX MOUNTING RECEPTACLE SCPC00, SCPC02

Square flange SCPC receptacles are normally front panel mounted, using dimensions indicated. Hole location "R" is true position and is located within .005 dia. of (TP).

SHELL SIZE	A	R
8	.479 [12.17]	.594 [15.09]
10	.603 [15.32]	.719 [18.26]
12	.730 [18.54]	.812 [20.62]
14	.855 [21.72]	.906 [23.01]
16	.979 [24.87]	.969 [24.61]
18	1.103 [28.02]	1.062 [26.97]
20	1.223 [31.06]	1.156 [29.36]
22	1.350 [34.29]	1.250 [31.75]



JAM NUT RECEPTACLE SCPC07

SCPC series jam nut receptacle mounts in a round hole and can be pinned to prevent rotation.

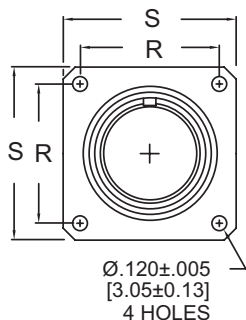
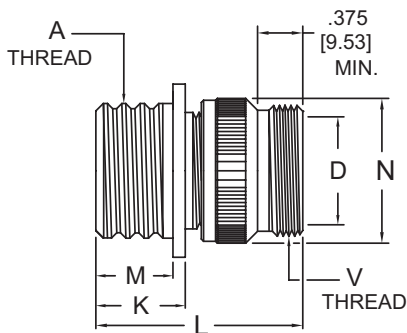
SHELL SIZE	F	±.010 [±0.25]
8	.331 [8.41]	
10	.375 [9.52]	
12	.442 [11.23]	
14	.486 [12.34]	
16	.530 [13.46]	
18	.573 [14.55]	
20	.641 [16.28]	
22	.685 [17.40]	

DIMENSIONS IN BRACKETS [] ARE IN MILLIMETERS.

WALL MOUNT RECEPTACLE SCPC00A*

WALL MOUNT RECEPTACLE SCPC00D*

SOLDER CONTACTS



SCPC00A* Non-environmental, with threaded backshell
SCPC00D* Environmental, with grommet & threaded backshell

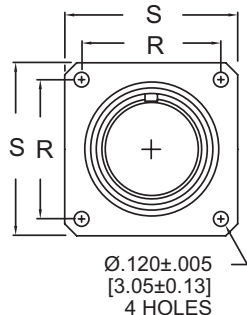
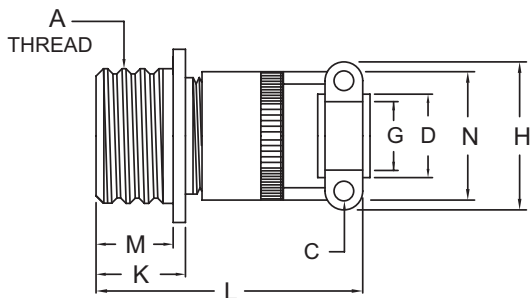
SHELL SIZE	RECEPTACLE FRONT VIEW		RECEPTACLE SIDE VIEW						
	R ±.005 [±0.13]	S ±.016 [±0.41]	A THREAD CLASS 2A	D MIN.	K MAX.	L MAX.	M +.000 -.010 [+0.00] [-0.25]	N MAX.	V THREAD CLASS 2A
8	.594 [15.09]	.812 [20.62]	.5000-0.05P-0.1L-DS	.297 [7.54]	.490 [12.45]	1.528 [38.81]	.416 [10.57]	.590 [14.99]	.5000-28 UNEF
10	.719 [18.26]	.938 [23.83]	.6250-0.05P-0.1L-DS	.421 [10.69]	.490 [12.45]	1.528 [38.81]	.416 [10.57]	.717 [18.21]	.6250-24 UNEF
12	.812 [20.62]	1.031 [26.19]	.7500-0.1P-0.2L-DS	.546 [13.87]	.490 [12.45]	1.528 [38.81]	.416 [10.57]	.834 [21.18]	.7500-20 UNEF
14	.906 [23.01]	1.125 [28.58]	.8750-0.1P-0.2L-DS	.663 [16.84]	.490 [12.45]	1.528 [38.81]	.416 [10.57]	.970 [24.64]	.8750-20 UNEF
16	.969 [24.61]	1.219 [30.96]	1.0000-0.1P-0.2L-DS	.787 [19.99]	.490 [12.45]	1.528 [38.81]	.416 [10.57]	1.088 [27.64]	1.0000-20 UNEF
18	1.062 [26.97]	1.312 [33.32]	1.1250-0.1P-0.2L-DS	.879 [22.33]	.490 [12.45]	1.528 [38.81]	.416 [10.57]	1.216 [30.89]	1.1875-18 UNEF
20	1.156 [29.36]	1.438 [36.53]	1.2500-0.1P-0.2L-DS	1.014 [25.76]	.584 [14.83]	1.588 [40.34]	.479 [12.17]	1.332 [33.83]	1.1875-18 UNEF
22	1.250 [31.75]	1.562 [39.67]	1.3750-0.1P-0.2L-DS	1.135 [28.83]	.584 [14.83]	1.588 [40.34]	.479 [12.17]	1.460 [37.08]	1.4375-18 UNEF

1. DIMENSIONS IN BRACKETS [] ARE IN MILLIMETERS.
2. L=TOTAL CONNECTOR LENGTH INCLUDING CABLE ACCESSORY.

WALL MOUNT RECEPTACLE SCPC00B*

WALL MOUNT RECEPTACLE SCPC00F*

SOLDER CONTACTS



SCPC00B* Non-environmental, with strain relief
SCPC00F* Environmental, with grommet & strain relief

SHELL SIZE	RECEPTACLE FRONT VIEW		RECEPTACLE SIDE VIEW								
	R ±.005 [±0.13]	S ±.016 [±0.41]	A THREAD CLASS 2A	C THREAD	D MIN.	G DIA.	H MAX.	K MAX.	L MAX.	M +.000 -.010 [+0.00] [-0.25]	N MAX.
8	.594 [15.09]	.812 [20.62]	.5000-0.05P-0.1L-DS	6-32	.240 [6.10]	.125 [3.18]	.812 [20.62]	.490 [12.45]	1.922 [48.82]	.416 [10.57]	.550 [13.97]
10	.719 [18.26]	.938 [23.83]	.6250-0.05P-0.1L-DS	6-32	.302 [7.67]	.188 [4.78]	.875 [22.23]	.490 [12.45]	1.922 [48.82]	.416 [10.57]	.675 [17.15]
12	.812 [20.62]	1.031 [26.19]	.7500-0.1P-0.2L-DS	6-32	.428 [10.87]	.312 [7.92]	1.000 [25.40]	.490 [12.45]	1.922 [48.82]	.416 [10.57]	.803 [20.40]
14	.906 [23.01]	1.125 [28.58]	.8750-0.1P-0.2L-DS	6-32	.552 [14.02]	.375 [9.52]	1.125 [28.58]	.490 [12.45]	1.922 [48.82]	.416 [10.57]	.920 [23.37]
16	.969 [24.61]	1.219 [30.96]	1.0000-0.1P-0.2L-DS	6-32	.615 [15.62]	.500 [12.70]	1.188 [30.18]	.490 [12.45]	1.922 [48.82]	.416 [10.57]	1.047 [26.59]
18	1.062 [26.97]	1.312 [33.32]	1.1250-0.1P-0.2L-DS	8-32	.740 [18.80]	.625 [15.88]	1.438 [36.53]	.490 [12.45]	2.087 [53.01]	.416 [10.57]	1.165 [29.59]
20	1.156 [29.36]	1.438 [36.53]	1.2500-0.1P-0.2L-DS	8-32	.740 [18.80]	.625 [15.88]	1.438 [36.53]	.584 [14.83]	2.344 [59.54]	.479 [12.17]	1.290 [32.77]
22	1.250 [31.75]	1.562 [39.67]	1.3750-0.1P-0.2L-DS	8-32	.928 [23.57]	.750 [19.05]	1.719 [43.66]	.584 [14.83]	2.344 [59.54]	.479 [12.17]	1.418 [36.02]

1. DIMENSIONS IN BRACKETS [] ARE IN MILLIMETERS.
2. L=TOTAL CONNECTOR LENGTH INCLUDING CABLE ACCESSORY.

SCPC00E* WALL MOUNT RECEPTACLE

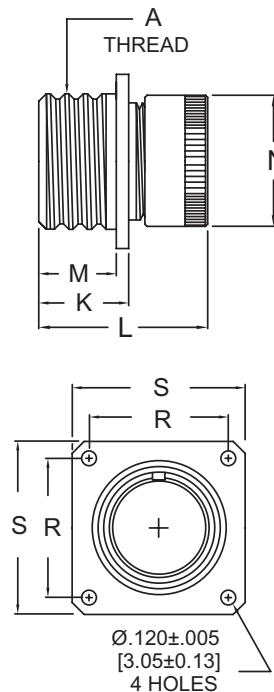
SOLDER CONTACTS

1B

SCPC00E* Environmental, with grommet nut

SHELL SIZE	RECEPTACLE FRONT VIEW		RECEPTACLE SIDE VIEW				
	R	S	A	K	L	M	N
	±.005 [±0.13]	±.016 [±0.41]	THREAD CLASS 2A	MAX.	MAX.	+0.000 -.010 [+0.00] [-0.25]	MAX.
8	.594 [15.09]	.812 [20.62]	.5000-0.05P-0.1L-DS	.490 [12.45]	1.250 [31.75]	.416 [10.57]	.560 [14.22]
10	.719 [18.26]	.938 [23.83]	.6250-0.05P-0.1L-DS	.490 [12.45]	1.250 [31.75]	.416 [10.57]	.685 [17.40]
12	.812 [20.62]	1.031 [26.19]	.7500-0.1P-0.2L-DS	.490 [12.45]	1.250 [31.75]	.416 [10.57]	.813 [20.65]
14	.906 [23.01]	1.125 [28.58]	.8750-0.1P-0.2L-DS	.490 [12.45]	1.250 [31.75]	.416 [10.57]	.930 [23.62]
16	.969 [24.61]	1.219 [30.96]	1.0000-0.1P-0.2L-DS	.490 [12.45]	1.250 [31.75]	.416 [10.57]	1.057 [26.85]
18	1.062 [26.97]	1.312 [33.32]	1.1250-0.1P-0.2L-DS	.490 [12.45]	1.250 [31.75]	.416 [10.57]	1.175 [29.85]
20	1.156 [29.36]	1.438 [36.53]	1.2500-0.1P-0.2L-DS	.584 [14.83]	1.434 [36.42]	.479 [12.17]	1.301 [33.05]
22	1.250 [31.75]	1.562 [39.67]	1.3750-0.1P-0.2L-DS	.584 [14.83]	1.434 [36.42]	.479 [12.17]	1.430 [36.32]

1. DIMENSIONS IN BRACKETS [] ARE IN MILLIMETERS.
2. L=TOTAL CONNECTOR LENGTH INCLUDING CABLE ACCESSORY.



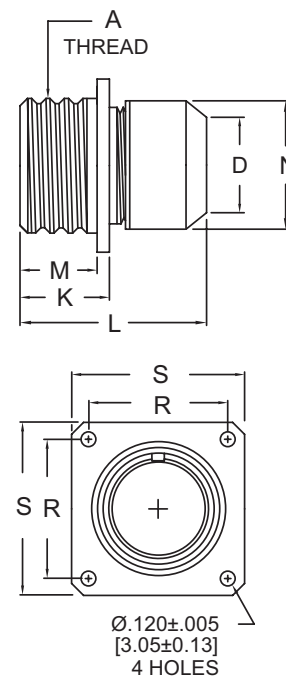
SCPC00P* WALL MOUNT RECEPTACLE

SOLDER CONTACTS

SCPC00P* Environmental, with potting form

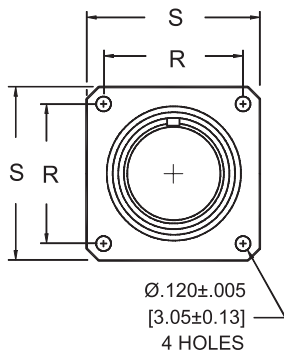
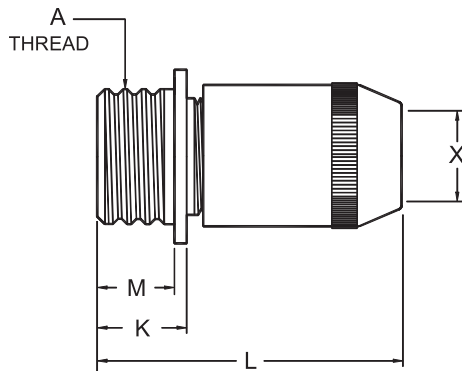
SHELL SIZE	RECEPTACLE FRONT VIEW		RECEPTACLE SIDE VIEW					
	R	S	A	D	K	L	M	N
	±.005 [±0.13]	±.016 [±0.41]	THREAD CLASS 2A	MIN.	MAX.	MAX.	+0.000 -.010 [+0.00] [-0.25]	MAX.
8	.594 [15.09]	.812 [20.62]	.5000-0.05P-0.1L-DS	.317 [8.05]	.490 [12.45]	1.406 [35.71]	.416 [10.57]	.608 [15.44]
10	.719 [18.26]	.938 [23.83]	.6250-0.05P-0.1L-DS	.434 [11.02]	.490 [12.45]	1.406 [35.71]	.416 [10.57]	.734 [18.64]
12	.812 [20.62]	1.031 [26.19]	.7500-0.1P-0.2L-DS	.548 [13.92]	.490 [12.45]	1.406 [35.71]	.416 [10.57]	.858 [21.79]
14	.906 [23.01]	1.125 [28.58]	.8750-0.1P-0.2L-DS	.673 [17.09]	.490 [12.45]	1.406 [35.71]	.416 [10.57]	.984 [24.99]
16	.969 [24.61]	1.219 [30.96]	1.0000-0.1P-0.2L-DS	.798 [20.27]	.490 [12.45]	1.406 [35.71]	.416 [10.57]	1.110 [28.19]
18	1.062 [26.97]	1.312 [33.32]	1.1250-0.1P-0.2L-DS	.899 [22.83]	.490 [12.45]	1.406 [35.71]	.416 [10.57]	1.234 [31.34]
20	1.156 [29.36]	1.438 [36.53]	1.2500-0.1P-0.2L-DS	1.024 [26.01]	.584 [14.83]	1.562 [39.67]	.479 [12.17]	1.360 [34.54]
22	1.250 [31.75]	1.562 [39.67]	1.3750-0.1P-0.2L-DS	1.149 [29.18]	.584 [14.83]	1.562 [39.67]	.479 [12.17]	1.484 [37.69]

1. DIMENSIONS IN BRACKETS [] ARE IN MILLIMETERS.
2. L=TOTAL CONNECTOR LENGTH INCLUDING CABLE ACCESSORY.



WALL MOUNT RECEPTACLE SCPC00W*

SOLDER CONTACTS



SCPC00W* Environmental, with cable sealing gland

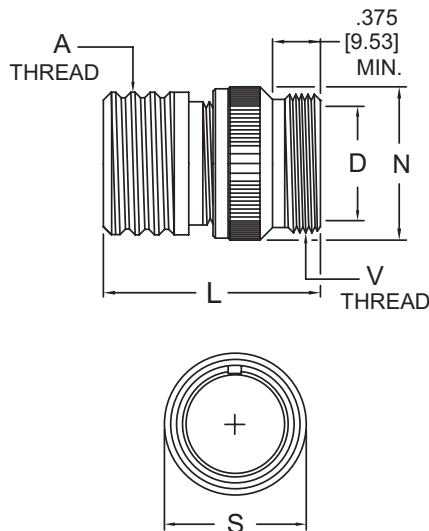
SHELL SIZE	RECEPTACLE FRONT VIEW		RECEPTACLE SIDE VIEW					
	R ±.005 [±0.13]	S ±.016 [±0.41]	A THREAD CLASS 2A	K MAX.	L MAX	M +.000 -0.010 [+0.00] [-0.25]	X	
							MIN. CLOSED ID	MAX. FREE I.D.
8	.594 [15.09]	.812 [20.62]	.5000-0.05P-0.1L-DS	.490 [12.45]	1.781 [45.24]	.416 [10.57]	.168 [4.27]	.230 [5.84]
10	.719 [18.26]	.938 [23.83]	.6250-0.05P-0.1L-DS	.490 [12.45]	1.781 [45.24]	.416 [10.57]	.205 [5.21]	.312 [7.92]
12	.812 [20.62]	1.031 [26.19]	.7500-0.1P-0.2L-DS	.490 [12.45]	1.921 [48.79]	.416 [10.57]	.338 [8.59]	.442 [11.23]
14	.906 [23.01]	1.125 [28.58]	.8750-0.1P-0.2L-DS	.490 [12.45]	2.109 [53.57]	.416 [10.57]	.416 [10.57]	.539 [13.69]
16	.969 [24.61]	1.219 [30.96]	1.0000-0.1P-0.2L-DS	.490 [12.45]	2.328 [59.13]	.416 [10.57]	.550 [13.97]	.616 [15.65]
18	1.062 [26.97]	1.312 [33.32]	1.1250-0.1P-0.2L-DS	.490 [12.45]	2.562 [65.07]	.416 [10.57]	.600 [15.24]	.672 [17.07]
20	1.156 [29.36]	1.438 [36.53]	1.2500-0.1P-0.2L-DS	.584 [14.83]	3.000 [76.20]	.479 [12.17]	.635 [16.13]	.747 [18.97]
22	1.250 [31.75]	1.562 [39.67]	1.3750-0.1P-0.2L-DS	.584 [14.83]	3.156 [80.16]	.479 [12.17]	.670 [17.02]	.846 [21.49]

1. DIMENSIONS IN BRACKETS [] ARE IN MILLIMETERS
2. L=TOTAL CONNECTOR LENGTH INCLUDING CABLE ACCESSORY

IN-LINE RECEPTACLE SCPC01A*

IN-LINE RECEPTACLE SCPC01D*

SOLDER CONTACTS



SCPC01A* Non-environmental, with threaded backshell SCPC01D* Environmental, with grommet & threaded backshell

SHELL SIZE	RECEPTACLE FRONT VIEW	RECEPTACLE SIDE VIEW				
	S MAX.	A THREAD CLASS 2A	D MIN.	L MAX.	N MAX.	V THREAD CLASS 2A
8	.570 [14.48]	.5000-0.05P-0.1L-DS	.297 [7.54]	1.518 [38.56]	.590 [14.99]	.5000-28 UNEF
10	.697 [17.70]	.6250-0.05P-0.1L-DS	.421 [10.69]	1.518 [38.56]	.717 [18.21]	.6250-24 UNEF
12	.814 [20.68]	.7500-0.1P-0.2L-DS	.546 [13.87]	1.518 [38.56]	.834 [21.18]	.7500-20 UNEF
14	.950 [24.13]	.8750-0.1P-0.2L-DS	.663 [16.84]	1.518 [38.56]	.970 [24.64]	.8750-20 UNEF
16	1.068 [27.13]	1.0000-0.1P-0.2L-DS	.787 [19.99]	1.518 [38.56]	1.088 [27.64]	1.0000-20 UNEF
18	1.196 [30.38]	1.1250-0.1P-0.2L-DS	.879 [22.33]	1.518 [38.56]	1.216 [30.89]	1.1875-18 UNEF
20	1.312 [33.32]	1.2500-0.1P-0.2L-DS	1.014 [25.76]	1.578 [40.08]	1.332 [33.83]	1.1875-18 UNEF
22	1.440 [36.58]	1.3750-0.1P-0.2L-DS	1.135 [28.83]	1.578 [40.08]	1.460 [37.08]	1.4375-18 UNEF

1. DIMENSIONS IN BRACKETS [] ARE IN MILLIMETERS.
2. L=TOTAL CONNECTOR LENGTH INCLUDING CABLE ACCESSORY.

SCPC01B* IN-LINE RECEPTACLE

SCPC01F* IN-LINE RECEPTACLE

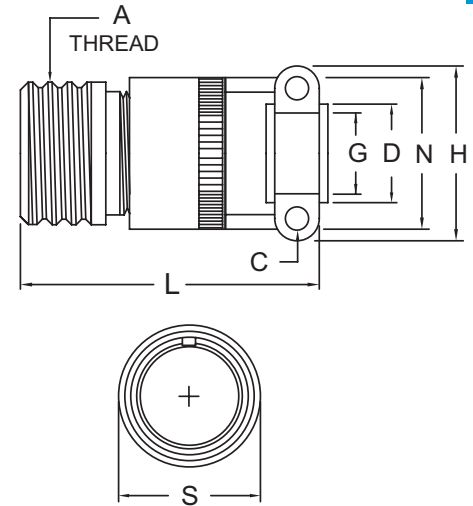
SOLDER CONTACTS

1B

SCPC01B* Non-environmental, with strain relief
SCPC01F* Environmental, with grommet & strain relief

SHELL SIZE	RECEPTACLE FRONT VIEW	RECEPTACLE SIDE VIEW						
	S MAX.	A THREAD CLASS 2A	C THREAD	D MIN.	G DIA.	H MAX.	L MAX.	N MAX.
8	.570 [14.48]	.5000-0.05P-0.1L-DS	6-32	.240 [6.10]	.125 [3.18]	.812 [20.62]	1.922 [48.82]	.550 [13.97]
10	.697 [17.70]	.6250-0.05P-0.1L-DS	6-32	.302 [7.67]	.188 [4.78]	.875 [22.23]	1.922 [48.82]	.675 [17.15]
12	.814 [20.68]	.7500-0.1P-0.2L-DS	6-32	.428 [10.87]	.312 [7.92]	1.000 [25.40]	1.922 [48.82]	.803 [20.40]
14	.950 [24.13]	.8750-0.1P-0.2L-DS	6-32	.552 [14.02]	.375 [9.52]	1.125 [28.58]	1.922 [48.82]	.920 [23.37]
16	1.068 [27.13]	1.0000-0.1P-0.2L-DS	6-32	.615 [15.62]	.500 [12.70]	1.188 [30.18]	2.047 [51.99]	1.047 [26.59]
18	1.196 [30.38]	1.1250-0.1P-0.2L-DS	8-32	.740 [18.80]	.625 [15.88]	1.438 [36.53]	2.087 [53.01]	1.165 [29.59]
20	1.312 [33.32]	1.2500-0.1P-0.2L-DS	8-32	.740 [18.80]	.625 [15.88]	1.438 [36.53]	2.344 [59.54]	1.290 [32.77]
22	1.440 [36.58]	1.3750-0.1P-0.2L-DS	8-32	.928 [23.57]	.750 [19.05]	1.719 [43.66]	2.344 [59.54]	1.418 [36.02]

1. DIMENSIONS IN BRACKETS [] ARE IN MILLIMETERS.
 2. L=TOTAL CONNECTOR LENGTH INCLUDING CABLE ACCESSORY.



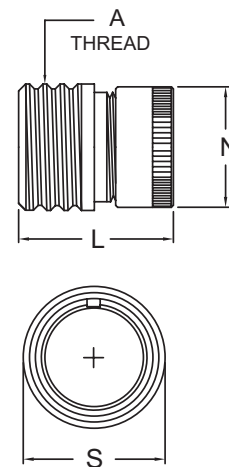
SCPC01E* IN-LINE RECEPTACLE

SOLDER CONTACTS

SCPC01E* Environmental, with grommet nut

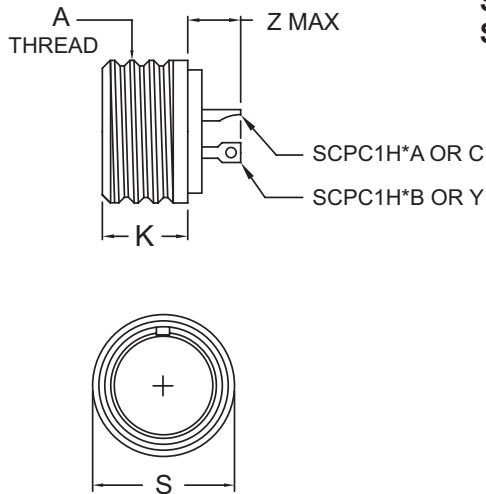
SHELL SIZE	RECEPTACLE FRONT VIEW	RECEPTACLE SIDE VIEW		
	S MAX.	A THREAD CLASS 2A	L MAX.	N MAX.
8	.570 [14.48]	.5000-0.05P-0.1L-DS	1.250 [31.75]	.560 [14.22]
10	.697 [17.70]	.6250-0.05P-0.1L-DS	1.250 [31.75]	.685 [17.40]
12	.814 [20.68]	.7500-0.1P-0.2L-DS	1.250 [31.75]	.813 [20.65]
14	.950 [24.13]	.8750-0.1P-0.2L-DS	1.250 [31.75]	.930 [23.62]
16	1.068 [27.13]	1.0000-0.1P-0.2L-DS	1.250 [31.75]	1.057 [26.85]
18	1.196 [30.38]	1.1250-0.1P-0.2L-DS	1.250 [31.75]	1.175 [29.85]
20	1.312 [33.32]	1.2500-0.1P-0.2L-DS	1.434 [36.42]	1.301 [33.05]
22	1.440 [36.58]	1.3750-0.1P-0.2L-DS	1.434 [36.42]	1.430 [36.32]

1. DIMENSIONS IN BRACKETS [] ARE IN MILLIMETERS.
 2. L=TOTAL CONNECTOR LENGTH INCLUDING CABLE ACCESSORY.



HERMETIC RECEPTACLE SCPC1H*

SOLDER CONTACTS



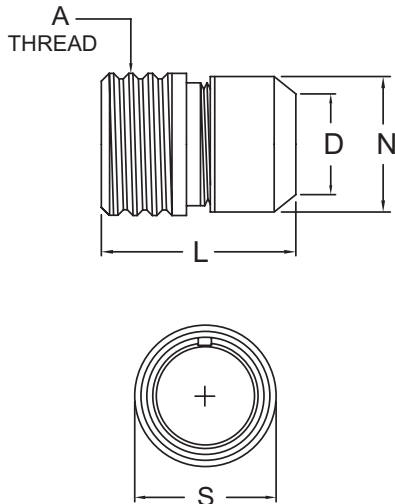
SCPC1H*A OR C Hermetic, with solder cup contacts
SCPC1H*B OR Y Hermetic, with eyelet contacts

SHELL SIZE	RECEPTACLE FRONT VIEW	RECEPTACLE SIDE VIEW		
	S MAX.	A THREAD CLASS 2A	K MAX.	Z MAX.
8	.570 [14.48]	.5000-0.05P-0.1L-DS	.422 [10.72]	.386 [9.80]
10	.697 [17.70]	.6250-0.05P-0.1L-DS	.422 [10.72]	.386 [9.80]
12	.814 [20.68]	.7500-0.1P-0.2L-DS	.422 [10.72]	.386 [9.80]
14	.950 [24.13]	.8750-0.1P-0.2L-DS	.422 [10.72]	.386 [9.80]
16	1.068 [27.13]	1.0000-0.1P-0.2L-DS	.422 [10.72]	.386 [9.80]
18	1.196 [30.38]	1.1250-0.1P-0.2L-DS	.422 [10.72]	.386 [9.80]
20	1.312 [33.32]	1.2500-0.1P-0.2L-DS	.422 [10.72]	.386 [9.80]
22	1.440 [36.58]	1.3750-0.1P-0.2L-DS	.422 [10.72]	.418 [10.62]

1. DIMENSIONS IN BRACKETS [] ARE IN MILLIMETERS.

IN-LINE RECEPTACLE SCPC01P*

SOLDER CONTACTS



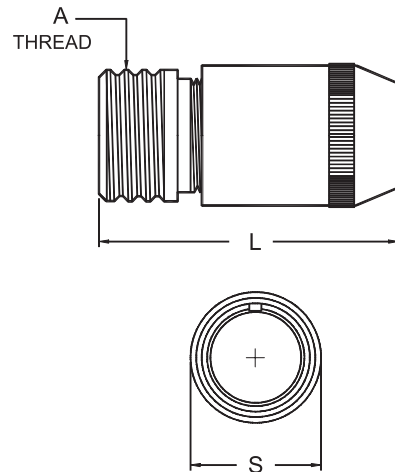
SCPC01P* Environmental, with potting form

SHELL SIZE	RECEPTACLE FRONT VIEW	RECEPTACLE SIDE VIEW			
	S MAX.	A THREAD CLASS 2A	D MIN.	L MAX.	N MAX.
8	.570 [14.48]	.5000-0.05P-0.1L-DS	.317 [8.05]	1.406 [35.71]	.608 [15.44]
10	.697 [17.70]	.6250-0.05P-0.1L-DS	.434 [11.02]	1.406 [35.71]	.734 [18.64]
12	.814 [20.68]	.7500-0.1P-0.2L-DS	.548 [13.92]	1.406 [35.71]	.858 [21.79]
14	.950 [24.13]	.8750-0.1P-0.2L-DS	.673 [17.09]	1.406 [35.71]	.984 [24.99]
16	1.068 [27.13]	1.0000-0.1P-0.2L-DS	.798 [20.27]	.406 [10.31]	1.110 [28.19]
18	1.196 [30.38]	1.1250-0.1P-0.2L-DS	.899 [22.83]	1.406 [35.71]	1.234 [31.34]
20	1.312 [33.32]	1.2500-0.1P-0.2L-DS	1.024 [26.01]	1.562 [39.67]	1.360 [34.54]
22	1.440 [36.58]	1.3750-0.1P-0.2L-DS	1.149 [29.18]	1.562 [39.67]	1.484 [37.69]

1. DIMENSIONS IN BRACKETS [] ARE IN MILLIMETERS.
 2. L=TOTAL CONNECTOR LENGTH INCLUDING CABLE ACCESSORY.

SCPC01W* Environmental, with cable sealing gland

SHELL SIZE	RECEPTACLE FRONT VIEW		RECEPTACLE SIDE VIEW			
	S MAX	A THREAD CLASS 2A	L MAX	X		
				MIN CLOSED ID.	MAX. FREE ID.	
8	.570 [14.48]	.5000-0.05P-0.1L-DS	1.781 [45.24]	.168 [4.27]	.230 [5.84]	
10	.697 [17.70]	.6250-0.05P-0.1L-DS	1.781 [45.24]	.205 [5.21]	.312 [7.92]	
12	.814 [20.68]	.7500-0.1P-0.2L-DS	1.921 [48.79]	.338 [8.59]	.442 [11.23]	
14	.950 [24.13]	.8750-0.1P-0.2L-DS	2.109 [53.57]	.416 [10.57]	.539 [13.69]	
16	1.068 [27.13]	1.0000-0.1P-0.2L-DS	2.328 [59.13]	.550 [13.97]	.616 [15.65]	
18	1.196 [30.38]	1.1250-0.1P-0.2L-DS	2.562 [65.07]	.600 [15.24]	.672 [17.07]	
20	1.312 [33.32]	1.2500-0.1P-0.2L-DS	3.000 [76.20]	.635 [16.13]	.747 [18.97]	
22	1.440 [36.58]	1.3750-0.1P-0.2L-DS	3.156 [80.16]	.670 [17.02]	.846 [21.49]	

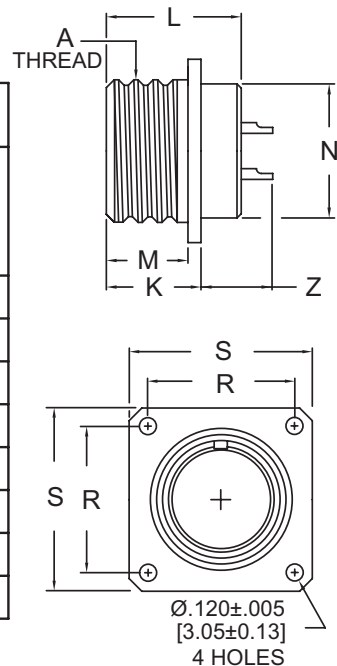


1. DIMENSIONS IN BRACKETS [] ARE IN MILLIMETERS
2. L=TOTAL CONNECTOR LENGTH INCLUDING CABLE ACCESSORY

SCPC02A* **BOX MOUNT RECEPTACLE**
SCPC02E* **BOX MOUNT RECEPTACLE**
SOLDER CONTACTS

SCPC02A* Non-environmental
SCPC02E* Environmental

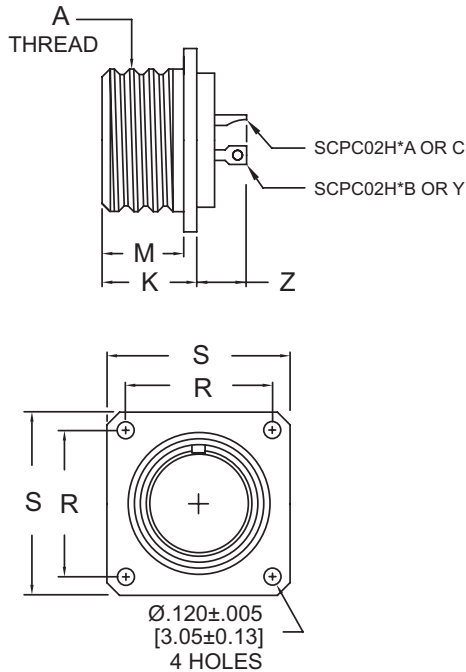
SHELL SIZE	RECEPTACLE FRONT VIEW		RECEPTACLE SIDE VIEW					
	R ±.005 [±0.13]	S ±.016 [±0.41]	A THREAD CLASS 2A	K +.020 -.010 [+0.51] [-0.25]	L MAX.	M +.010 -.000 [+0.25] [-0.00]	N MAX.	Z MAX.
8	.594 [15.09]	.812 [20.62]	.5000-0.05P-0.1L-DS	.469 [11.91]	.801 [20.35]	.406 [10.31]	.449 [11.40]	.466 [11.84]
10	.719 [18.26]	.938 [23.83]	.6250-0.05P-0.1L-DS	.469 [11.91]	.801 [20.35]	.406 [10.31]	.573 [14.55]	.466 [11.84]
12	.812 [20.62]	1.031 [26.19]	.7500-0.1P-0.2L-DS	.469 [11.91]	.801 [20.35]	.406 [10.31]	.699 [17.75]	.466 [11.84]
14	.906 [23.01]	1.125 [28.58]	.8750-0.1P-0.2L-DS	.469 [11.91]	.801 [20.35]	.406 [10.31]	.823 [20.90]	.466 [11.84]
16	.969 [24.61]	1.219 [30.96]	1.0000-0.1P-0.2L-DS	.469 [11.91]	.801 [20.35]	.406 [10.31]	.949 [24.10]	.466 [11.84]
18	1.062 [26.97]	1.312 [33.32]	1.1250-0.1P-0.2L-DS	.469 [11.91]	.801 [20.35]	.406 [10.31]	1.073 [27.25]	.466 [11.84]
20	1.156 [29.36]	1.438 [36.53]	1.2500-0.1P-0.2L-DS	.562 [14.27]	.988 [25.10]	.469 [11.91]	1.199 [30.45]	.527 [13.39]
22	1.250 [31.75]	1.562 [39.67]	1.3750-0.1P-0.2L-DS	.562 [14.27]	.988 [25.10]	.469 [11.91]	1.323 [33.60]	.527 [13.39]



1. DIMENSIONS IN BRACKETS [] ARE IN MILLIMETERS.

BOX MOUNT HERMETIC RECEPTACLE SCPC02H*

SOLDER CONTACTS



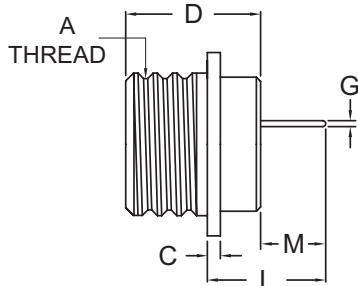
SCPC02H*A OR C Hermetic, with solder cup contacts
SCPC02H*B OR Y Hermetic, with eyelet contacts

SHELL SIZE	RECEPTACLE FRONT VIEW		RECEPTACLE SIDE VIEW			
	R ±.005 [±0.13]	S ±.016 [±0.41]	A THREAD CLASS 2A	K +.020 -.010 [+0.51] [-0.25]	M +.010 -.000 [+0.25] [-0.00]	Z MAX.
8	.594 [15.09]	.812 [20.62]	.5000-0.05P-0.1L-DS	.469 [11.91]	.406 [10.31]	.234 [5.94]
10	.719 [18.26]	.938 [23.83]	.6250-0.05P-0.1L-DS	.469 [11.91]	.406 [10.31]	.234 [5.94]
12	.812 [20.62]	1.031 [26.19]	.7500-0.1P-0.2L-DS	.469 [11.91]	.406 [10.31]	.234 [5.94]
14	.906 [23.01]	1.125 [28.58]	.8750-0.1P-0.2L-DS	.469 [11.91]	.406 [10.31]	.234 [5.94]
16	.969 [24.61]	1.219 [30.96]	1.0000-0.1P-0.2L-DS	.469 [11.91]	.406 [10.31]	.234 [5.94]
18	1.062 [26.97]	1.312 [33.32]	1.1250-0.1P-0.2L-DS	.469 [11.91]	.406 [10.31]	.234 [5.94]
20	1.156 [29.36]	1.438 [36.53]	1.2500-0.1P-0.2L-DS	.562 [14.27]	.469 [11.91]	.109 [2.77]
22	1.250 [31.75]	1.562 [39.67]	1.3750-0.1P-0.2L-DS	.562 [14.27]	.469 [11.91]	.141 [3.58]

1. DIMENSIONS IN BRACKETS [] ARE IN MILLIMETERS.

BOX MOUNT RECEPTACLE SCPC02Y*

PCB CONTACTS



RECOMMENDED PC TAIL DIAMETER "G"

CONTACT SIZE	DIAMETER
16 GAGE	.040 [1.02]
20 GAGE	.030 [0.76]

OTHER DIMENSIONS AVAILABLE.
CONSULT WITH FACTORY.

SCPC02Y*

Environmental, with PCB contacts

SHELL SIZE	A THREAD CLASS 2A	C ±.016 [±0.41]	D +.005 -.015 [+0.13] [-0.38]	CUSTOMER TO SPECIFY		
				G ±.001 [±0.025]	L	M
8	.5000-0.05P-0.1L-DS	.062 [1.57]	.725 [18.42]			
10	.6250-0.05P-0.1L-DS	.062 [1.57]	.725 [18.42]			
12	.7500-0.1P-0.2L-DS	.062 [1.57]	.725 [18.42]			
14	.8750-0.1P-0.2L-DS	.062 [1.57]	.725 [18.42]			
16	1.0000-0.1P-0.2L-DS	.062 [1.57]	.725 [18.42]			
18	1.1250-0.1P-0.2L-DS	.062 [1.57]	.725 [18.42]			
20	1.2500-0.1P-0.2L-DS	.094 [2.39]	.906 [23.01]			
22	1.3750-0.1P-0.2L-DS	.094 [2.39]	.906 [23.01]			

1. DIMENSIONS IN BRACKETS [] ARE IN MILLIMETERS.

2. TO DEFINE PC TAIL LENGTH(S), SPECIFY EITHER "L"
OR "M" AND "G" DIMENSIONS.

SCPC03A* WALL MOUNT RECEPTACLE

SCPC03E* WALL MOUNT RECEPTACLE

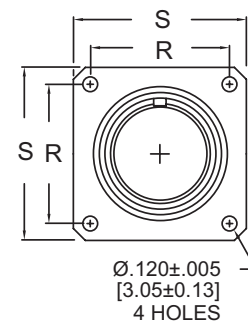
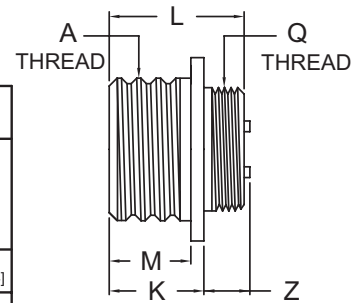
SOLDER CONTACTS

SCPC03A* SCPC03E*

Non-environmental, less backshell
Environmental, less backshell

SHELL SIZE	RECEPTACLE FRONT VIEW		RECEPTACLE SIDE VIEW					
	R ±.005 [±0.13]	S ±.016 [±0.41]	A THREAD CLASS 2A	K MAX.	L MAX.	M +.000 -.010 [+0.00] [-0.25]	Q THREAD CLASS 2A	Z MAX.
8	.594 [15.09]	.812 [20.62]	.5000-0.05P-0.1L-DS	.490 [12.45]	.875 [22.23]	.416 [10.57]	.4375-28 UNEF	.466 [11.84]
10	.719 [18.26]	.938 [23.83]	.6250-0.05P-0.1L-DS	.490 [12.45]	.875 [22.23]	.416 [10.57]	.5625-24 UNEF	.466 [11.84]
12	.812 [20.62]	1.031 [26.19]	.7500-0.1P-0.2L-DS	.490 [12.45]	.875 [22.23]	.416 [10.57]	.6875-24 UNEF	.466 [11.84]
14	.906 [23.01]	1.125 [28.58]	.8750-0.1P-0.2L-DS	.490 [12.45]	.875 [22.23]	.416 [10.57]	.8125-20 UNEF	.466 [11.84]
16	.969 [24.61]	1.219 [30.96]	1.0000-0.1P-0.2L-DS	.490 [12.45]	.875 [22.23]	.416 [10.57]	.9375-20 UNEF	.466 [11.84]
18	1.062 [26.97]	1.312 [33.32]	1.1250-0.1P-0.2L-DS	.490 [12.45]	.875 [22.23]	.416 [10.57]	1.0625-18 UNEF	.466 [11.84]
20	1.156 [29.36]	1.438 [36.53]	1.2500-0.1P-0.2L-DS	.584 [14.83]	1.031 [26.19]	.479 [12.17]	1.1875-18 UNEF	.527 [13.39]
22	1.250 [31.75]	1.562 [39.67]	1.3750-0.1P-0.2L-DS	.584 [14.83]	1.031 [26.19]	.479 [12.17]	1.3125-18 UNEF	.527 [13.39]

1. DIMENSIONS IN BRACKETS [] ARE IN MILLIMETERS.



SCPC04A* IN-LINE RECEPTACLE

SCPC04E* IN-LINE RECEPTACLE

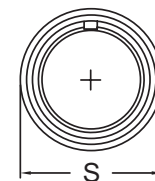
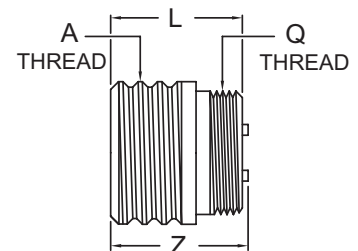
SOLDER CONTACTS

SCPC04A* SCPC04E*

Non-environmental, less backshell
Environmental, less backshell

SHELL SIZE	RECEPTACLE FRONT VIEW	RECEPTACLE SIDE VIEW			
	S MAX.	A THREAD CLASS 2A	L MAX.	Q THREAD CLASS 2A	Z MAX.
8	.570 [14.48]	.5000-0.05P-0.1L-DS	.875 [22.23]	.4375-28 UNEF	.924 [23.47]
10	.697 [17.70]	.6250-0.05P-0.1L-DS	.875 [22.23]	.5625-24 UNEF	.924 [23.47]
12	.814 [20.68]	.7500-0.1P-0.2L-DS	.875 [22.23]	.6875-24 UNEF	.924 [23.47]
14	.950 [24.13]	.8750-0.1P-0.2L-DS	.875 [22.23]	.8125-20 UNEF	.924 [23.47]
16	1.068 [27.13]	1.0000-0.1P-0.2L-DS	.875 [22.23]	.9375-20 UNEF	.924 [23.47]
18	1.196 [30.38]	1.1250-0.1P-0.2L-DS	.875 [22.23]	1.0625-18 UNEF	.924 [23.47]
20	1.312 [33.32]	1.2500-0.1P-0.2L-DS	1.031 [26.19]	1.1875-18 UNEF	1.081 [27.46]
22	1.440 [36.58]	1.3750-0.1P-0.2L-DS	1.031 [26.19]	1.3125-18 UNEF	1.081 [27.46]

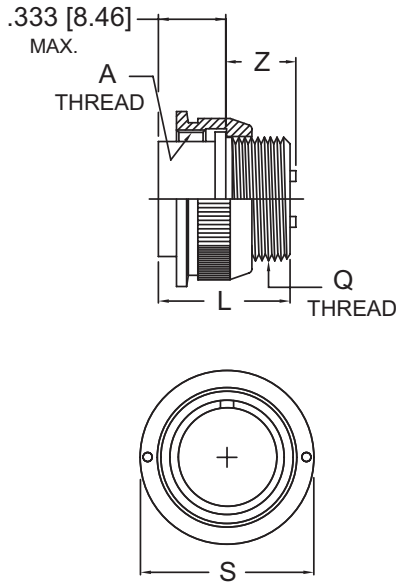
1. DIMENSIONS IN BRACKETS [] ARE IN MILLIMETERS.
2. L=TOTAL CONNECTOR LENGTH INCLUDING CABLE ACCESSORY.



STRAIGHT PLUG SCPC05A*

STRAIGHT PLUG SCPC05E*

SOLDER CONTACTS



SCPC05A* SCPC05E*

Non-environmental, less backshell
Environmental, less backshell

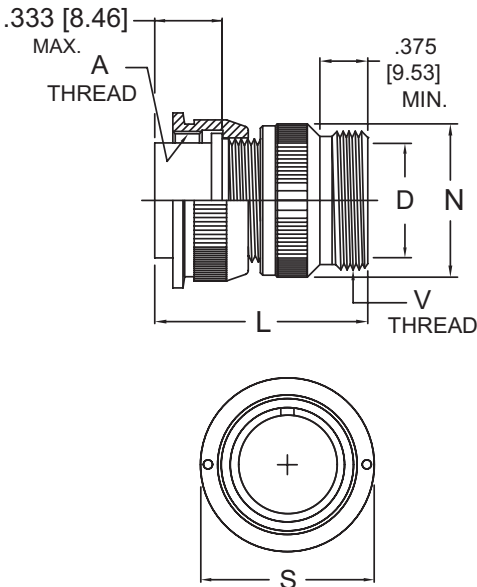
SHELL SIZE	PLUG FRONT VIEW	PLUG SIDE VIEW			
	S MAX.	A THREAD CLASS 2B	L MAX.	Q THREAD CLASS 2A	Z MAX.
8	.729 [18.52]	.5000-0.05P-0.1L-DS	.875 [22.23]	.4375-28 UNEF	.627 [15.93]
10	.854 [21.69]	.6250-0.05P-0.1L-DS	.875 [22.23]	.5625-24 UNEF	.627 [15.93]
12	.979 [24.87]	.7500-0.1P-0.2L-DS	.875 [22.23]	.6875-24 UNEF	.627 [15.93]
14	1.104 [28.04]	.8750-0.1P-0.2L-DS	.875 [22.23]	.8125-20 UNEF	.627 [15.93]
16	1.229 [31.22]	1.0000-0.1P-0.2L-DS	.875 [22.23]	.9375-20 UNEF	.627 [15.93]
18	1.354 [34.39]	1.1250-0.1P-0.2L-DS	.875 [22.23]	1.0625-18 UNEF	.627 [15.93]
20	1.478 [37.54]	1.2500-0.1P-0.2L-DS	1.031 [26.19]	1.1875-18 UNEF	.783 [19.89]
22	1.604 [40.74]	1.3750-0.1P-0.2L-DS	1.031 [26.19]	1.3125-18 UNEF	.783 [19.89]

1. DIMENSIONS IN BRACKETS [] ARE IN MILLIMETERS.

STRAIGHT PLUG SCPC06A*

STRAIGHT PLUG SCPC06D*

SOLDER CONTACTS



SCPC06A* SCPC06D*

Non-environmental, with threaded backshell
Environmental, with grommet & threaded backshell

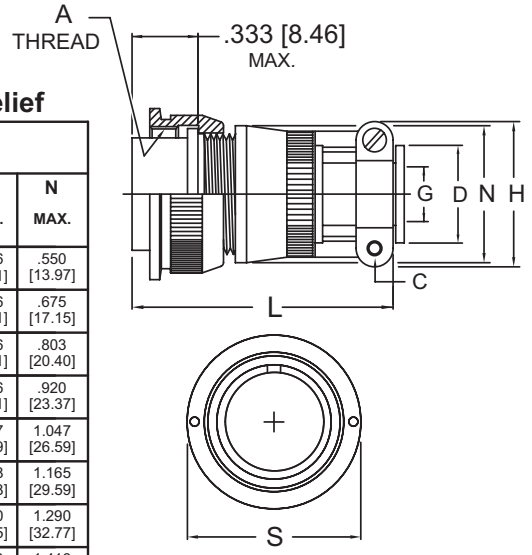
SHELL SIZE	PLUG FRONT VIEW	PLUG SIDE VIEW				
	S MAX.	A THREAD CLASS 2B	D MIN.	L MAX.	N MAX.	V THREAD CLASS 2A
8	.729 [18.52]	.5000-0.05P-0.1L-DS	.297 [7.54]	1.534 [38.96]	.590 [14.99]	.5000-28 UNEF
10	.854 [21.69]	.6250-0.05P-0.1L-DS	.421 [10.69]	1.534 [38.96]	.717 [18.21]	.6250-24 UNEF
12	.979 [24.87]	.7500-0.1P-0.2L-DS	.546 [13.87]	1.534 [38.96]	.834 [21.18]	.7500-20 UNEF
14	1.104 [28.04]	.8750-0.1P-0.2L-DS	.663 [16.84]	1.534 [38.96]	.970 [24.64]	.8750-20 UNEF
16	1.229 [31.22]	1.0000-0.1P-0.2L-DS	.787 [19.99]	1.534 [38.96]	1.088 [27.64]	1.0000-20 UNEF
18	1.354 [34.39]	1.1250-0.1P-0.2L-DS	.879 [22.33]	1.534 [38.96]	1.216 [30.89]	1.1875-18 UNEF
20	1.478 [37.54]	1.2500-0.1P-0.2L-DS	1.014 [25.76]	1.613 [40.97]	1.332 [33.83]	1.1875-18 UNEF
22	1.604 [40.74]	1.3750-0.1P-0.2L-DS	1.135 [28.83]	1.613 [40.97]	1.460 [37.08]	1.4375-18 UNEF

1. DIMENSIONS IN BRACKETS [] ARE IN MILLIMETERS.

2. L=TOTAL CONNECTOR LENGTH INCLUDING CABLE ACCESSORY.

SCPC06B* Non-environmental, with strain relief
SCPC06F* Environmental, with grommet & strain relief

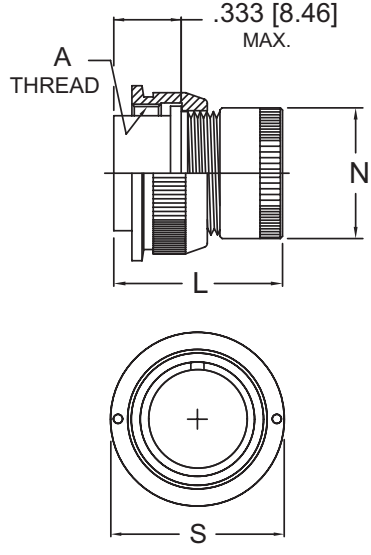
SHELL SIZE	PLUG FRONT VIEW	PLUG SIDE VIEW						
	S MAX.	A THREAD CLASS 2B	C THREAD	D MIN.	G DIA.	H MAX.	L MAX.	N MAX.
8	.729 [18.52]	.5000-0.05P-0.1L-DS	6-32	.240 [6.10]	.125 [3.18]	.812 [20.62]	1.906 [48.41]	.550 [13.97]
10	.854 [21.69]	.6250-0.05P-0.1L-DS	6-32	.302 [7.67]	.188 [4.78]	.875 [22.23]	1.906 [48.41]	.675 [17.15]
12	.979 [24.87]	.7500-0.1P-0.2L-DS	6-32	.428 [10.87]	.312 [7.92]	1.000 [25.40]	1.906 [48.41]	.803 [20.40]
14	1.104 [28.04]	.8750-0.1P-0.2L-DS	6-32	.552 [14.02]	.375 [9.52]	1.125 [28.58]	1.906 [48.41]	.920 [23.37]
16	1.229 [31.22]	1.0000-0.1P-0.2L-DS	6-32	.615 [15.62]	.500 [12.70]	1.188 [30.18]	2.047 [51.99]	1.047 [26.59]
18	1.354 [34.39]	1.1250-0.1P-0.2L-DS	8-32	.740 [18.80]	.625 [15.88]	1.438 [36.53]	2.078 [52.78]	1.165 [29.59]
20	1.478 [37.54]	1.2500-0.1P-0.2L-DS	8-32	.740 [18.80]	.625 [15.88]	1.438 [36.53]	2.250 [57.15]	1.290 [32.77]
22	1.604 [40.74]	1.3750-0.1P-0.2L-DS	8-32	.928 [23.57]	.750 [19.05]	1.719 [43.66]	2.250 [57.15]	1.418 [36.02]



1. DIMENSIONS IN BRACKETS [] ARE IN MILLIMETERS.
 2. L=TOTAL CONNECTOR LENGTH INCLUDING CABLE ACCESSORY.

SCPC06E* Environmental, with grommet nut

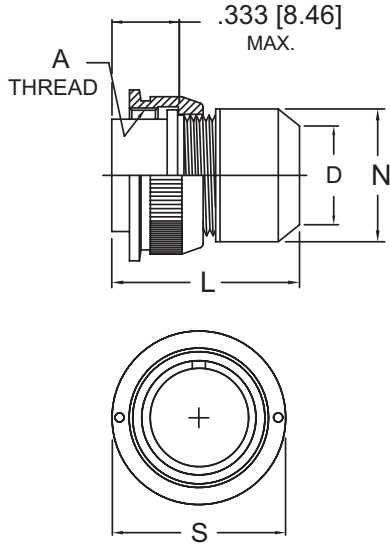
SHELL SIZE	PLUG FRONT VIEW	PLUG SIDE VIEW		
	S MAX.	A THREAD CLASS 2B	L MAX.	N MAX.
8	.729 [18.52]	.5000-0.05P-0.1L-DS	1.250 [31.75]	.560 [14.22]
10	.854 [21.69]	.6250-0.05P-0.1L-DS	1.250 [31.75]	.685 [17.40]
12	.979 [24.87]	.7500-0.1P-0.2L-DS	1.250 [31.75]	.813 [20.65]
14	1.104 [28.04]	.8750-0.1P-0.2L-DS	1.250 [31.75]	.930 [23.62]
16	1.229 [31.22]	1.0000-0.1P-0.2L-DS	1.250 [31.75]	1.057 [26.85]
18	1.354 [34.39]	1.1250-0.1P-0.2L-DS	1.250 [31.75]	1.175 [29.85]
20	1.478 [37.54]	1.2500-0.1P-0.2L-DS	1.434 [36.42]	1.301 [33.05]
22	1.604 [40.74]	1.3750-0.1P-0.2L-DS	1.434 [36.42]	1.430 [36.32]



1. DIMENSIONS IN BRACKETS [] ARE IN MILLIMETERS.
 2. L=TOTAL CONNECTOR LENGTH INCLUDING CABLE ACCESSORY.

STRAIGHT PLUG SCPC06P*

SOLDER CONTACTS



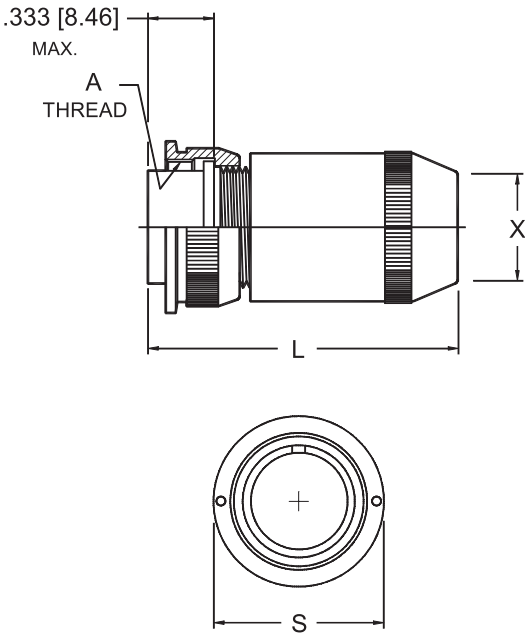
SCPC06P* Environmental, with potting form

SHELL SIZE	PLUG FRONT VIEW	PLUG SIDE VIEW			
	S MAX.	A THREAD CLASS 2B	D MIN.	L MAX.	N MAX.
8	.729 [18.52]	.5000-0.05P-0.1L-DS	.317 [8.05]	1.406 [35.71]	.608 [15.44]
10	.854 [21.69]	.6250-0.05P-0.1L-DS	.434 [11.02]	1.406 [35.71]	.734 [18.64]
12	.979 [24.87]	.7500-0.1P-0.2L-DS	.548 [13.92]	1.406 [35.71]	.858 [21.79]
14	1.104 [28.04]	.8750-0.1P-0.2L-DS	.673 [17.09]	1.406 [35.71]	.984 [24.99]
16	1.229 [31.22]	1.0000-0.1P-0.2L-DS	.798 [20.27]	.406 [10.31]	1.110 [28.19]
18	1.354 [34.39]	1.1250-0.1P-0.2L-DS	.899 [22.83]	1.406 [35.71]	1.234 [31.34]
20	1.478 [37.54]	1.2500-0.1P-0.2L-DS	1.024 [26.01]	1.562 [39.67]	1.360 [34.54]
22	1.604 [40.74]	1.3750-0.1P-0.2L-DS	1.149 [29.18]	1.562 [39.67]	1.484 [37.69]

1. DIMENSIONS IN BRACKETS [] ARE IN MILLIMETERS.
2. L=TOTAL CONNECTOR LENGTH INCLUDING CABLE ACCESSORY.

STRAIGHT PLUG SCPC06W*

SOLDER CONTACTS



SCPC06W* Environmental, with cable sealing gland

SHELL SIZE	PLUG FRONT VIEW	PLUG SIDE VIEW			
	S MAX.	A THREAD CLASS 2B	L MAX	X	
				MIN CLOSED ID.	MAX. FREE ID
8	.729 [18.52]	.5000-0.05P-0.1L-DS	1.781 [45.24]	.168 [4.27]	.230 [5.84]
10	.854 [21.69]	.6250-0.05P-0.1L-DS	1.781 [45.24]	.205 [5.21]	.312 [7.92]
12	.979 [24.87]	.7500-0.1P-0.2L-DS	1.921 [48.79]	.338 [8.59]	.442 [11.23]
14	1.104 [28.04]	.8750-0.1P-0.2L-DS	2.109 [53.57]	.416 [10.57]	.539 [13.69]
16	1.229 [31.22]	1.0000-0.1P-0.2L-DS	2.328 [59.13]	.550 [13.97]	.616 [15.65]
18	1.354 [34.39]	1.1250-0.1P-0.2L-DS	2.562 [65.07]	.600 [15.24]	.672 [17.07]
20	1.478 [37.54]	1.2500-0.1P-0.2L-DS	3.000 [76.20]	.635 [16.13]	.747 [18.97]
22	1.604 [40.74]	1.3750-0.1P-0.2L-DS	3.156 [80.16]	.670 [17.02]	.846 [21.49]

1. DIMENSIONS IN BRACKETS [] ARE IN MILLIMETERS
2. L=TOTAL CONNECTOR LENGTH INCLUDING CABLE ACCESSORY

SCPC07A* JAM NUT RECEPTACLE

SCPC07C* JAM NUT RECEPTACLE

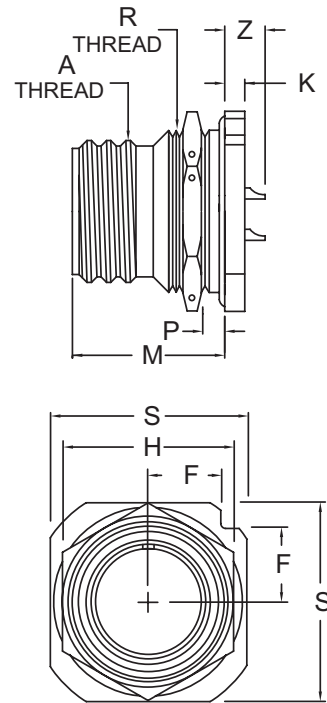
SOLDER CONTACTS

SCPC07A* SCPC07C*

Non-environmental
Environmental

SHELL SIZE	RECEPTACLE FRONT VIEW			RECEPTACLE SIDE VIEW						
	F	H	S	A THREAD CLASS 2A	K +.016 -.010 [+0.41] [-0.25]	M ±.010 [±0.25]	P PANEL THICKNESS		Z MAX.	R THREAD CLASS 2A
	±.010 [±0.25]	±.016 [±0.41]	±.016 [±0.41]				MIN.	MAX.		
8	.331 [8.41]	.750 [19.05]	.938 [23.83]	.5000-0.05P-0.1L-DS	.125 [3.18]	.671 [17.04]	.062 [1.57]	.125 [3.18]	.232 [5.89]	.5625-24 UNEF
10	.375 [9.52]	.875 [22.23]	1.062 [26.97]	.6250-0.05P-0.1L-DS	.125 [3.18]	.671 [17.04]	.062 [1.57]	.125 [3.18]	.232 [5.89]	.6875-24 UNEF
12	.442 [11.23]	1.062 [26.97]	1.250 [31.75]	.7500-0.1P-0.2L-DS	.125 [3.18]	.671 [17.04]	.062 [1.57]	.125 [3.18]	.232 [5.89]	.8750-20 UNEF
14	.486 [12.34]	1.188 [30.18]	1.375 [34.93]	.8750-0.1P-0.2L-DS	.125 [3.18]	.671 [17.04]	.062 [1.57]	.125 [3.18]	.232 [5.89]	1.0000-20 UNEF
16	.530 [13.46]	1.312 [33.32]	1.500 [38.10]	1.0000-0.1P-0.2L-DS	.125 [3.18]	.671 [17.04]	.062 [1.57]	.125 [3.18]	.232 [5.89]	1.1250-18 UNEF
18	.537 [13.64]	1.438 [36.53]	1.625 [41.28]	1.1250-0.1P-0.2L-DS	.125 [3.18]	.671 [17.04]	.062 [1.57]	.125 [3.18]	.232 [5.89]	1.2500-18 UNEF
20	.641 [16.28]	1.562 [39.67]	1.812 [46.02]	1.2500-0.1P-0.2L-DS	.156 [3.96]	.797 [20.24]	.062 [1.57]	.250 [6.35]	.262 [6.65]	1.3750-18 UNEF
22	.685 [17.40]	1.688 [42.88]	1.938 [49.23]	1.3750-0.1P-0.2L-DS	.156 [3.96]	.797 [20.24]	.062 [1.57]	.250 [6.35]	.262 [6.65]	1.5000-18 UNEF

1. DIMENSIONS IN BRACKETS [] ARE IN MILLIMETERS.



SCPC07B* JAM NUT RECEPTACLE

SCPC07F* JAM NUT RECEPTACLE

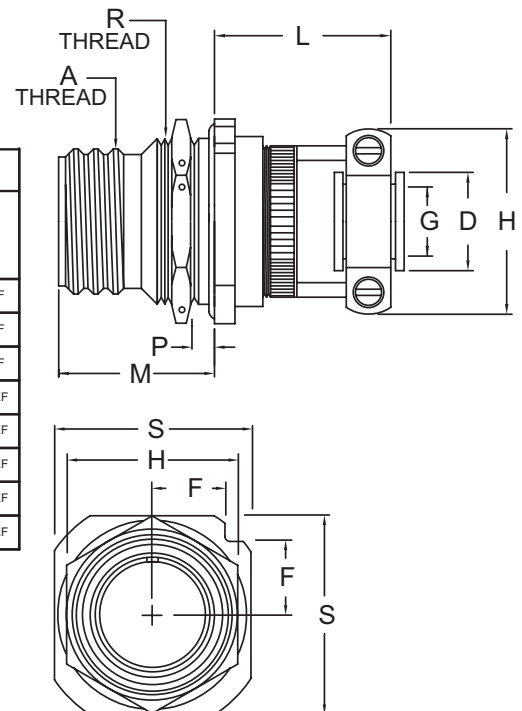
SOLDER CONTACTS

SCPC07B* SCPC07F*

Non-environmental, with strain relief
Environmental, with grommet & strain relief

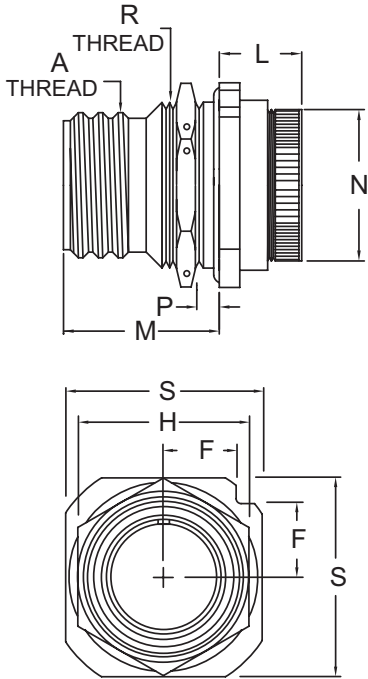
SHELL SIZE	RECEPTACLE FRONT VIEW			RECEPTACLE SIDE VIEW									
	F	H	S	A THREAD CLASS 2A	D MIN.	G DIA.	H MAX.	L MAX.	M ±.010 [±0.25]	P PANEL THICKNESS		R THREAD CLASS 2A	
	±.010 [±0.25]	±.016 [±0.41]	±.016 [±0.41]							MIN.	MAX.		
8	.331 [8.41]	.750 [19.05]	.938 [23.83]	.5000-0.05P-0.1L-DS	.240 [6.10]	.125 [3.18]	.812 [20.62]	1.096 [27.84]	.671 [17.04]	.062 [1.57]	.125 [3.18]	.5625-24 UNEF	
10	.375 [9.52]	.875 [22.23]	1.062 [26.97]	.6250-0.05P-0.1L-DS	.302 [7.67]	.188 [4.78]	.875 [22.23]	1.096 [27.84]	.671 [17.04]	.062 [1.57]	.125 [3.18]	.6875-24 UNEF	
12	.442 [11.23]	1.062 [26.97]	1.250 [31.75]	.7500-0.1P-0.2L-DS	.428 [10.87]	.312 [7.92]	1.000 [25.40]	1.096 [27.84]	.671 [17.04]	.062 [1.57]	.125 [3.18]	.8750-20 UNEF	
14	.486 [12.34]	1.188 [30.18]	1.375 [34.93]	.8750-0.1P-0.2L-DS	.552 [14.02]	.375 [9.52]	1.125 [28.58]	1.096 [27.84]	.671 [17.04]	.062 [1.57]	.125 [3.18]	1.0000-20 UNEF	
16	.530 [13.46]	1.312 [33.32]	1.500 [38.10]	1.0000-0.1P-0.2L-DS	.615 [15.62]	.500 [12.70]	1.188 [30.18]	1.228 [31.19]	.671 [17.04]	.062 [1.57]	.125 [3.18]	1.1250-18 UNEF	
18	.537 [13.64]	1.438 [36.53]	1.625 [41.28]	1.1250-0.1P-0.2L-DS	.740 [18.80]	.625 [15.88]	1.438 [36.53]	1.228 [31.19]	.671 [17.04]	.062 [1.57]	.125 [3.18]	1.2500-18 UNEF	
20	.641 [16.28]	1.562 [39.67]	1.812 [46.02]	1.2500-0.1P-0.2L-DS	.740 [18.80]	.625 [15.88]	1.438 [36.53]	1.291 [32.79]	.797 [20.24]	.062 [1.57]	.250 [6.35]	1.3750-18 UNEF	
22	.685 [17.40]	1.688 [42.88]	1.938 [49.23]	1.3750-0.1P-0.2L-DS	.928 [23.57]	.750 [19.05]	1.625 [41.28]	1.291 [32.79]	.797 [20.24]	.062 [1.57]	.250 [6.35]	1.5000-18 UNEF	

1. DIMENSIONS IN BRACKETS [] ARE IN MILLIMETERS.



JAM NUT RECEPTACLE SCPC07E*

SOLDER CONTACTS



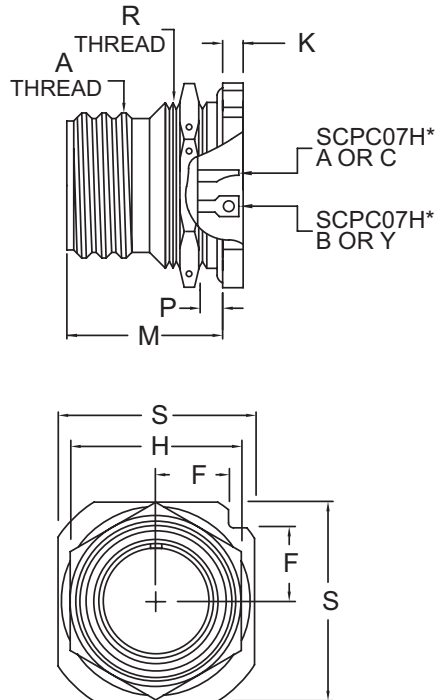
SCPC07E* Environmental, with grommet nut

SHELL SIZE	RECEPTACLE FRONT VIEW			RECEPTACLE SIDE VIEW						
	F	H	S	A	L	M	N	P PANEL THICKNESS		R
	±.010 [±0.25]	±.016 [±0.41]	±.016 [±0.41]	THREAD CLASS 2A	MAX.	±.010 [±0.25]	MAX.	MIN.	MAX.	THREAD CLASS 2A
8	.331 [8.41]	.750 [19.05]	.938 [23.83]	.5000-0.05P-0.1L-DS	.692 [17.58]	.671 [17.04]	.730 [18.54]	.062 [1.57]	.125 [3.18]	.5625-24 UNEF
10	.375 [9.52]	.875 [22.23]	1.062 [26.97]	.6250-0.05P-0.1L-DS	.692 [17.58]	.671 [17.04]	.855 [21.72]	.062 [1.57]	.125 [3.18]	.6875-24 UNEF
12	.442 [11.23]	1.062 [26.97]	1.250 [31.75]	.7500-0.1P-0.2L-DS	.692 [17.58]	.671 [17.04]	.980 [24.89]	.062 [1.57]	.125 [3.18]	.8750-20 UNEF
14	.486 [12.34]	1.188 [30.18]	1.375 [34.93]	.8750-0.1P-0.2L-DS	.692 [17.58]	.671 [17.04]	1.105 [28.07]	.062 [1.57]	.125 [3.18]	1.0000-20 UNEF
16	.530 [13.46]	1.312 [33.32]	1.500 [38.10]	1.0000-0.1P-0.2L-DS	.692 [17.58]	.671 [17.04]	1.230 [31.24]	.062 [1.57]	.125 [3.18]	1.1250-18 UNEF
18	.537 [13.64]	1.438 [36.53]	1.625 [41.28]	1.1250-0.1P-0.2L-DS	.692 [17.58]	.671 [17.04]	1.355 [34.42]	.062 [1.57]	.125 [3.18]	1.2500-18 UNEF
20	.641 [16.28]	1.562 [39.67]	1.812 [46.02]	1.2500-0.1P-0.2L-DS	.754 [19.15]	.797 [20.24]	1.511 [38.38]	.062 [1.57]	.250 [6.35]	1.3750-18 UNEF
22	.685 [17.40]	1.688 [42.88]	1.938 [49.23]	1.3750-0.1P-0.2L-DS	.754 [19.15]	.797 [20.24]	1.636 [41.55]	.062 [1.57]	.250 [6.35]	1.5000-18 UNEF

1. DIMENSIONS IN BRACKETS [] ARE IN MILLIMETERS.

JAM NUT HERMETIC RECEPTACLE SCPC07H*

SOLDER CONTACTS



SCPC07H*A OR C Hermetic, with solder cup contacts SCPC07H*B OR Y Hermetic, with eyelet contacts

SHELL SIZE	RECEPTACLE FRONT VIEW			RECEPTACLE SIDE VIEW						
	F	H	S	A	K	M	P PANEL THICKNESS		R	
	±.010 [±0.25]	±.016 [±0.41]	±.016 [±0.41]	THREAD CLASS 2A	+0.016 -0.010 [+0.41] [-0.25]	±.010 [±0.25]	MIN.	MAX.	THREAD CLASS 2A	
8	.331 [8.41]	.750 [19.05]	.938 [23.83]	.5000-0.05P-0.1L-DS	.125 [3.18]	.671 [17.04]	.062 [1.57]	.125 [3.18]	.5625-24 UNEF	
10	.375 [9.52]	.875 [22.23]	1.062 [26.97]	.6250-0.05P-0.1L-DS	.125 [3.18]	.671 [17.04]	.062 [1.57]	.125 [3.18]	.6875-24 UNEF	
12	.442 [11.23]	1.062 [26.97]	1.250 [31.75]	.7500-0.1P-0.2L-DS	.125 [3.18]	.671 [17.04]	.062 [1.57]	.125 [3.18]	.8750-20 UNEF	
14	.486 [12.34]	1.188 [30.18]	1.375 [34.93]	.8750-0.1P-0.2L-DS	.125 [3.18]	.671 [17.04]	.062 [1.57]	.125 [3.18]	1.0000-20 UNEF	
16	.530 [13.46]	1.312 [33.32]	1.500 [38.10]	1.0000-0.1P-0.2L-DS	.125 [3.18]	.671 [17.04]	.062 [1.57]	.125 [3.18]	1.1250-18 UNEF	
18	.537 [13.64]	1.438 [36.53]	1.625 [41.28]	1.1250-0.1P-0.2L-DS	.125 [3.18]	.671 [17.04]	.062 [1.57]	.125 [3.18]	1.2500-18 UNEF	
20	.641 [16.28]	1.562 [39.67]	1.812 [46.02]	1.2500-0.1P-0.2L-DS	.156 [3.96]	.797 [20.24]	.062 [1.57]	.250 [6.35]	1.3750-18 UNEF	
22	.685 [17.40]	1.688 [42.88]	1.938 [49.23]	1.3750-0.1P-0.2L-DS	.156 [3.96]	.797 [20.24]	.062 [1.57]	.250 [6.35]	1.5000-18 UNEF	

1. DIMENSIONS IN BRACKETS [] ARE IN MILLIMETERS.

SCPC07P* JAM NUT RECEPTACLE

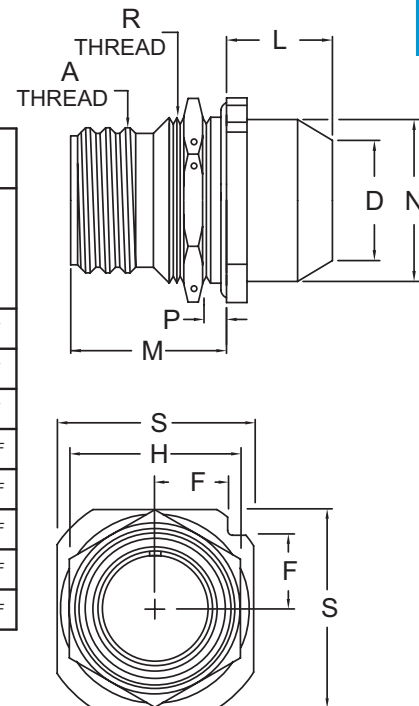
SOLDER CONTACTS

1B

SCPC07P* Environmental, with potting form

SHELL SIZE	RECEPTACLE FRONT VIEW			RECEPTACLE SIDE VIEW							
	F	H	S	A	D	L	M	N	P PANEL THICKNESS		R
	± 0.01 [±0.25]	± 0.016 [±0.41]	± 0.016 [±0.41]	THREAD CLASS 2A	MIN.	MAX.	± 0.010 [±0.25]	MAX.	MIN.	MAX.	THREAD CLASS 2A
8	.331 [8.41]	.750 [19.05]	.938 [23.83]	.5000-0.05P-0.1L-DS	.317 [8.05]	.665 [16.89]	.671 [17.04]	.608 [15.44]	.062 [1.57]	.125 [3.18]	.5625-24 UNEF
10	.375 [9.52]	.875 [22.23]	1.062 [26.97]	.6250-0.05P-0.1L-DS	.434 [11.02]	.665 [16.89]	.671 [17.04]	.734 [18.64]	.062 [1.57]	.125 [3.18]	.6875-24 UNEF
12	.442 [11.23]	1.062 [26.97]	1.250 [31.75]	.7500-0.1P-0.2L-DS	.548 [13.92]	.665 [16.89]	.671 [17.04]	.858 [21.79]	.062 [1.57]	.125 [3.18]	.8750-20 UNEF
14	.486 [12.34]	1.188 [30.18]	1.375 [34.93]	.8750-0.1P-0.2L-DS	.673 [17.09]	.665 [16.89]	.671 [17.04]	.984 [24.99]	.062 [1.57]	.125 [3.18]	1.0000-20 UNEF
16	.530 [13.46]	1.312 [33.32]	1.500 [38.10]	1.0000-0.1P-0.2L-DS	.798 [20.27]	.665 [16.89]	.671 [17.04]	1.110 [28.19]	.062 [1.57]	.125 [3.18]	1.1250-18 UNEF
18	.537 [13.64]	1.438 [36.53]	1.625 [41.28]	1.1250-0.1P-0.2L-DS	.899 [22.83]	.665 [16.89]	.671 [17.04]	1.234 [31.34]	.062 [1.57]	.125 [3.18]	1.2500-18 UNEF
20	.641 [16.28]	1.562 [39.67]	1.812 [46.02]	1.2500-0.1P-0.2L-DS	1.024 [26.01]	.790 [20.07]	.797 [20.24]	1.360 [34.54]	.062 [1.57]	.250 [6.35]	1.3750-18 UNEF
22	.685 [17.40]	1.688 [42.88]	1.938 [49.23]	1.3750-0.1P-0.2L-DS	1.149 [29.18]	.790 [20.07]	.797 [20.24]	1.484 [37.69]	.062 [1.57]	.250 [6.35]	1.5000-18 UNEF

1. DIMENSIONS IN BRACKETS [] ARE IN MILLIMETERS.



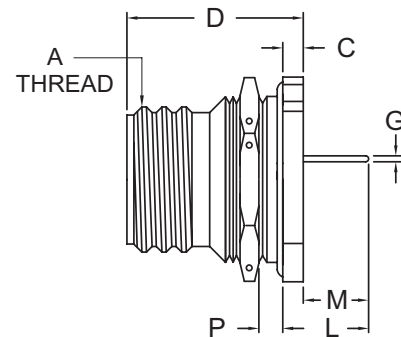
SCPC07Y* JAM NUT RECEPTACLE

PCB CONTACTS

SCPC07Y* Environmental, with PCB contacts

SHELL SIZE	A THREAD CLASS 2A	C $+0.016$ -0.010 [+0.41] [-0.25]	D MAX.	P		CUSTOMER TO SPECIFY		
				MIN.	MAX.	G ± 0.001 [±0.025]	L	M
8	.5000-0.05P-0.1L-DS	.125 [3.18]	.859 [21.82]	.062 [1.57]	.125 [3.18]			
10	.6250-0.05P-0.1L-DS	.125 [3.18]	.859 [21.82]	.062 [1.57]	.125 [3.18]			
12	.7500-0.1P-0.2L-DS	.125 [3.18]	.859 [21.82]	.062 [1.57]	.125 [3.18]			
14	.8750-0.1P-0.2L-DS	.125 [3.18]	.859 [21.82]	.062 [1.57]	.125 [3.18]			
16	1.0000-0.1P-0.2L-DS	.125 [3.18]	.859 [21.82]	.062 [1.57]	.125 [3.18]			
18	1.1250-0.1P-0.2L-DS	.125 [3.18]	.859 [21.82]	.062 [1.57]	.125 [3.18]			
20	1.2500-0.1P-0.2L-DS	.156 [3.96]	1.078 [27.38]	.062 [1.57]	.250 [6.35]			
22	1.3750-0.1P-0.2L-DS	.156 [3.96]	1.078 [27.38]	.062 [1.57]	.250 [6.35]			

1. DIMENSIONS IN BRACKETS [] ARE IN MILLIMETERS.
2. TO DEFINE PC TAIL LENGTH(S), SPECIFY EITHER "L" OR "M" AND "G" DIMENSIONS.



RECOMMENDED PC TAIL DIAMETER "G"

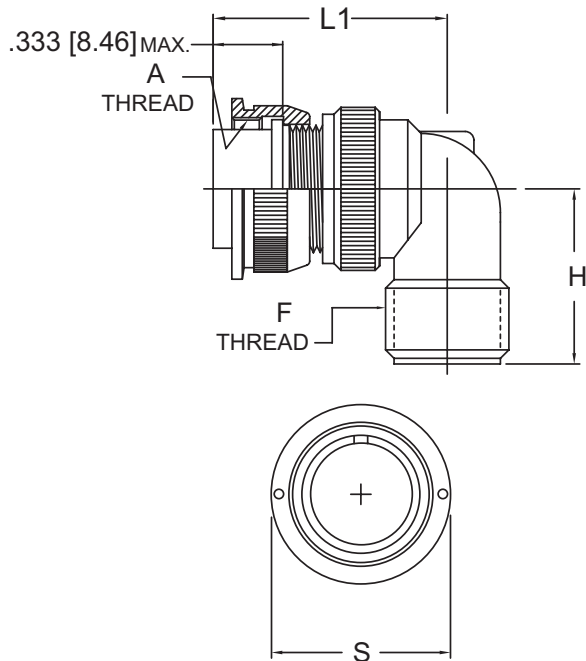
CONTACT SIZE	DIAMETER
16 GAGE	.040 [1.02]
20 GAGE	.030 [0.76]

OTHER DIMENSIONS AVAILABLE. CONSULT WITH FACTORY.

90° PLUG SCPC08A*

90° PLUG SCPC08D*

SOLDER CONTACTS



SCPC08A*

Non-environmental, with threaded backshell

SCPC08D*

Environmental, with grommet & threaded backshell

SHELL SIZE	PLUG FRONT VIEW	PLUG SIDE VIEW			
	S MAX.	A THREAD CLASS 2B	F THREAD CLASS 2A	H ±.039 [±1.0]	L1 ±.039 [±1.0]
8	0.750 [19.05]	.5000-0.05P-0.1L-DS	.5000-28 UNEF	0.748 [19.00]	1.260 [32.00]
10	0.858 [21.80]	.6250-0.05P-0.1L-DS	.6250-24 UNEF	0.945 [24.00]	1.260 [32.00]
12	1.031 [26.20]	.7500-0.1P-0.2L-DS	.7500-20 UNEF	1.063 [27.00]	1.378 [35.00]
14	1.157 [29.40]	.8750-0.1P-0.2L-DS	.8750-20 UNEF	1.102 [28.00]	1.496 [38.00]
16	1.281 [32.55]	1.0000-0.1P-0.2L-DS	1.0000-20 UNEF	1.181 [30.00]	1.614 [41.00]
18	1.392 [35.35]	1.1250-0.1P-0.2L-DS	1.1875-18 UNEF	1.260 [32.00]	1.732 [44.00]
20	1.531 [38.90]	1.2500-0.1P-0.2L-DS	1.1875-18 UNEF	1.339 [34.00]	1.890 [48.00]
22	1.657 [42.10]	1.3750-0.1P-0.2L-DS	1.4375-18 UNEF	1.417 [36.00]	2.008 [51.00]

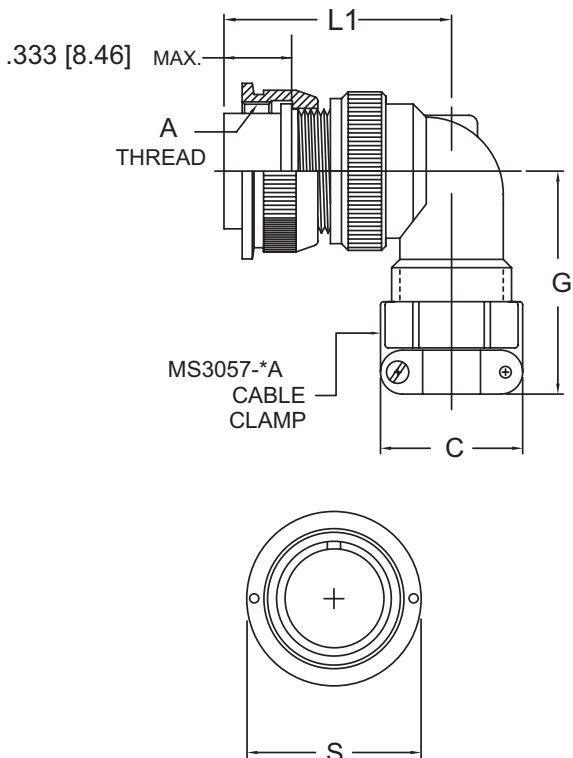
1. DIMENSIONS IN BRACKETS [] ARE IN MILLIMETERS.

2. L=TOTAL CONNECTOR LENGTH INCLUDING CABLE ACCESSORY.

90° PLUG SCPC08B*

90° PLUG SCPC08F*

SOLDER CONTACTS



SCPC08B*

Non-environmental, with strain relief

SCPC08F*

Environmental, with grommet & strain relief

SHELL SIZE	PLUG FRONT VIEW	PLUG SIDE VIEW				
	S MAX.	A THREAD CLASS 2B	C MAX	G ±.039 [±1.0]	L1 ±.039 [±1.0]	MS3057 DASH NUMBER
8	0.750 [19.05]	.5000-0.05P-0.1L-DS	0.689 [17.50]	1.457 [37.00]	1.260 [32.00]	3A
10	0.858 [21.80]	.6250-0.05P-0.1L-DS	0.866 [22.00]	1.457 [37.00]	1.260 [32.00]	4A
12	1.031 [26.20]	.7500-0.1P-0.2L-DS	1.063 [27.00]	1.575 [40.00]	1.378 [35.00]	6A
14	1.157 [29.40]	.8750-0.1P-0.2L-DS	1.102 [28.00]	1.693 [43.00]	1.496 [38.00]	8A
16	1.281 [32.55]	1.0000-0.1P-0.2L-DS	1.299 [33.00]	1.969 [50.00]	1.614 [41.00]	10A
18	1.392 [35.35]	1.1250-0.1P-0.2L-DS	1.378 [35.00]	1.969 [50.00]	1.732 [44.00]	12A
20	1.531 [38.90]	1.2500-0.1P-0.2L-DS	1.378 [35.00]	1.969 [50.00]	1.890 [48.00]	12A
22	1.657 [42.10]	1.3750-0.1P-0.2L-DS	1.693 [43.00]	2.087 [53.00]	2.008 [51.00]	16A

1. DIMENSIONS IN BRACKETS [] ARE IN MILLIMETERS.

2. L=TOTAL CONNECTOR LENGTH INCLUDING CABLE ACCESSORY.



SECTION 2B

SCPT SERIES

CONNECTORS

SCPT connectors are a series of general purpose, environment-resistant, miniature cylindrical connectors for use in industrial applications calling for quick-disconnect connectors.

These miniature connectors are grouped into two series ranging from general purpose solder pot connectors to high performance, crimp connectors, to connectors with high contact density. This broad range provides the most complete family of MIL-DTL-26482 connectors available today. The versatility of these connectors is proven by the fulfillment of requirements ranging from general purpose to space environmental.

This series is intermateable and intermountable with all MIL-DTL-26482 connectors, whether solder or crimp type and are available with many different materials, finishes and configurations.

SERIES COMPARISON

FEATURES	MIL-DTL-26482 SCPT SERIES 1	SCPC	MIL-DTL-26482 SCPT* ^S SERIES 1	MIL-DTL-26482 SC7 SERIES 2
Coupling	Bayonet	Double Start Threads	Bayonet	Bayonet
Shell Keyways	5	1	5	5
Backshells	With connector	With connector	With connector	Not supplied (1)
Contact Type	Solder or F80 Crimp	Solder or F80 Crimp	Crimp Front Release	Crimp Rear Release
Contact Retention	Rubber	Rubber	Metal Clip	Metal Clip

(1) Backshells must be purchased separately.

SERIES 1 SOLDER CONTACTS

SCPT SERIES

ORDERING INFORMATION

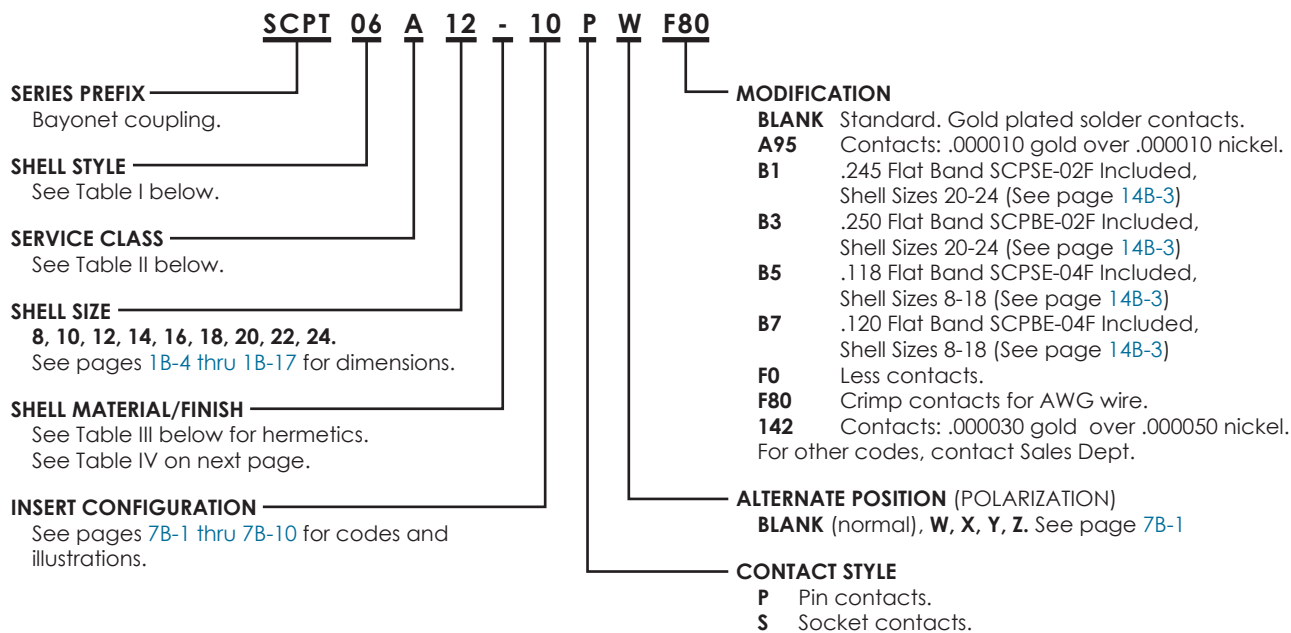


TABLE I. SHELL STYLE

SHELL STYLE	DESCRIPTION	AVAILABLE IN CLASS	SEE PAGE
SCPT00	Wall mount receptacle	A, B, D, E, F, J, JF, P, SV, W	2B-4
SCPT01	In-line receptacle	A, B, D, E, F, J, JF, P, SV, W	2B-9
SCPT1H	Solder mount receptacle	H (Hermetic)	2B-12
SCPT02	Box mount receptacle	A, C, E	2B-15
SCPT02H	Box mount receptacle	H (Hermetic)	2B-16
SCPT02Y	Box mount receptacle	SS by: SCP57012*	2B-17
SCPT03	Wall mount receptacle*	A, E	2B-18
SCPT04	In-line receptacle*	A, E	2B-18
SCPT05	Straight plug*	A, E	2B-19
SCPTG05	Straight plug, grounding*	A, E	2B-19
SCPT06	Straight plug	A, D, E, F, J, JF, P, SV, W	2B-19
SCPTG06	Straight plug, grounding	A, D, E, F, J, JF, P, SV, W	2B-19
SCPT07	Jam nut receptacle	A, B, C, E, F, H, P, SV	2B-24
SCPT07H	Jam nut receptacle	H (Hermetic)	2B-26
SCPT07Y	Jam nut receptacle	SS by: SCP53372*	2B-28
SCPT08	90° Plug	A, B, D, F, SV	2B-29
SCPTG08	90° Plug, grounding	A, B, D, F, SV	2B-29
SCPT3119	Thru bulkhead receptacle	—	2B-30
SCP57012	Box mount receptacle with PCB Contacts	—	2B-17
SCP53372	Jam nut PCB receptacle with PCB Contacts	—	2B-28

* Less rear hardware

TABLE II. SERVICE CLASS

CLASS	DESCRIPTION	TEMP
A	Non-environmental, with threaded backshell	125°C
AG	Non-environmental, with shrink boot adapter, 1 piece	125°C
AG2G	Non-environmental, with shrink boot adapter, 2 piece	125°C
ASB	Non-environmental, with EMI/RFI shield	125°C
B	Non-environmental, with strain relief	125°C
D	Environmental, with grommet and threaded backshell	125°C
E	Environmental, with grommet nut	125°C
F	Environmental, with grommet and strain relief	125°C
G	Environmental, with shrink boot adapter & grommet, 1 piece	125°C
G2G	Environmental, with shrink boot adapter & grommet, 2 piece	125°C
H	Hermetic	125°C
J	Environmental, with cable seal	125°C
JF	Environmental, with cable seal & strain relief	125°C
P	Potting form	125°C
SB	Environmental, with EMI/RFI shield	125°C
SV	Environmental, with integrated backshell	125°C
W	Environmental, with gland seal	125°C
Y	Printed circuit contacts	125°C

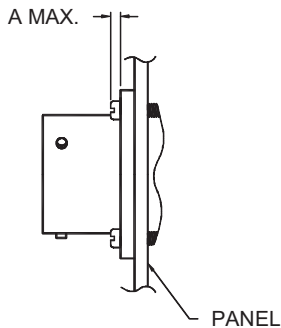
TABLE III. HERMETIC TERMINATION TYPE

CODE	TERMINATION TYPE MATERIAL	FINISH
A	Solder cup, stainless steel shell	Passivated
B	Eyelet, stainless steel shell	Passivated
C	Solder cup, ferrous alloy shell	Tinned
Y	Eyelet, ferrous alloy shell	Tinned

TABLE IV. MATERIAL/FINISH

CODE	MATERIAL	FINISH
A	Aluminum	Black anodize
B	Aluminum	Black cadmium, 48 hr. salt spray
C	Aluminum	Bright cadmium, 48 hr. salt spray
D	Aluminum	Bright cadmium over electroless nickel, 500 hr. salt spray
E	Aluminum	Bright cadmium over electroless nickel
F	Aluminum	Cadmium, gold iridite, 48 hr. salt spray
G	Aluminum	Cadmium, gold iridite over electroless nickel, 500 hr. salt spray
J	Aluminum	Olive drab cadmium, 48 hr. salt spray
K	Aluminum	Olive drab cadmium over electroless nickel, 500 hr. salt spray
L	Aluminum	Olive drab cadmium over electroless nickel
M	Aluminum	Electroless nickel
N	Aluminum	Hard anodize
P	303 stainless steel	Black cadmium
R	303 stainless steel	Electrodeposited nickel
S	303 stainless steel	Passivated
T	316 stainless steel	Passivated
U	Aluminum	Nickel teflon, non-reflective
V	Aluminum	Zinc nickel, black
Y	Aluminum	Zinc cobalt, olive drab color
Z	Aluminum	Zinc cobalt, black color

PANEL MOUNTING DATA

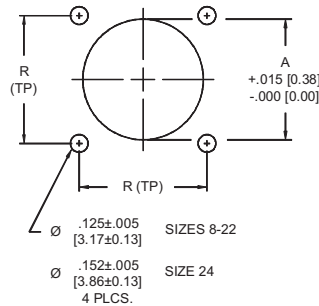


FRONT PANEL MOUNTING

MAX. PANEL & SCREW HEADS		
SHELL SIZE	A MAX. SCPC00	A MAX. SCPC02
8	.087 [2.21]	.087 [2.21]
10	.087 [2.21]	.087 [2.21]
12	.087 [2.21]	.087 [2.21]
14	.087 [2.21]	.087 [2.21]
16	.087 [2.21]	.087 [2.21]
18	.087 [2.21]	.087 [2.21]
20	.212 [5.38]	.212 [5.38]
22	.212 [5.38]	.212 [5.38]

Note: All dimensions relate to distance in front of flange required for proper mating.

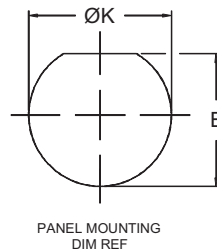
PANEL CUT-OUT DIMENSIONS



WALL & BOX MOUNTING RECEPTACLE SCPT00*S, SCPT02*S

Square flange SCPT*S receptacles are normally front panel mounted, using dimensions indicated. Hole location "R" is true position and is located within .005 dia. of (TP).

SHELL SIZE	A	R
8	.479 [12.17]	.594 [15.09]
10	.603 [15.32]	.719 [18.26]
12	.730 [18.54]	.812 [20.62]
14	.855 [21.72]	.906 [23.01]
16	.979 [24.87]	.969 [24.61]
18	1.103 [28.02]	1.062 [26.97]
20	1.223 [31.06]	1.156 [29.36]
22	1.350 [34.29]	1.250 [31.75]
24	1.479 [37.57]	1.375 [34.93]



PANEL MOUNTING DIM REF

JAM NUT RECEPTACLE SCPT07*S

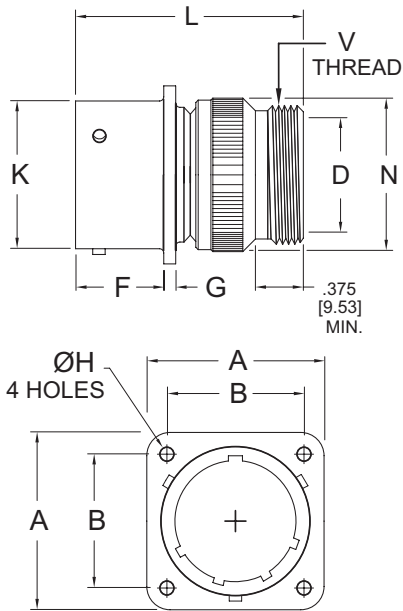
SCPT*S series jam nut receptacle mounts in a round hole and can be pinned to prevent rotation.

SHELL SIZE	E +.010 [+0.25] -.005 [-0.13] PANEL FLAT LOCATION	K +.010 [+0.25] -.005 [-0.13] PANEL MTG HOLE
8	.540 [13.72]	.572 [14.53]
10	.665 [16.89]	.697 [17.70]
12	.828 [21.03]	.885 [22.48]
14	.952 [24.18]	1.010 [25.65]
16	1.076 [27.33]	1.135 [28.83]
18	1.201 [30.51]	1.260 [32.00]
20	1.326 [33.68]	1.385 [35.18]
22	1.451 [36.86]	1.510 [38.35]
24	1.576 [40.03]	1.635 [41.53]

WALL MOUNT RECEPTACLE SCPT00A*

WALL MOUNT RECEPTACLE SCPT00D*

SOLDER CONTACTS



SCPT00A* Non-environmental, with threaded backshell
SCPT00D* Environmental, with grommet & threaded backshell

SHELL SIZE	A MAX.	B T.P.	D MIN	F +.031 -.000 [+0.79] [-0.00]	G ±.016 [±0.41]	H ±.005 [±0.13]	K ±.003 [±0.08]	L MAX.	N MAX.	V THREAD CLASS 2A
8	.828 [21.03]	.594 [15.09]	.297 [7.54]	.431 [10.95]	.062 [1.57]	.120 [3.05]	.471 [11.96]	1.552 [39.42]	.590 [14.99]	.5000-28 UNEF
10	.954 [24.23]	.719 [18.26]	.421 [10.69]	.431 [10.95]	.062 [1.57]	.120 [3.05]	.588 [14.94]	1.552 [39.42]	.717 [18.21]	.6250-24 UNEF
12	1.047 [26.59]	.812 [20.62]	.546 [13.87]	.431 [10.95]	.062 [1.57]	.120 [3.05]	.748 [19.00]	1.552 [39.42]	.834 [21.18]	.7500-20 UNEF
14	1.141 [28.98]	.906 [23.01]	.663 [16.84]	.431 [10.95]	.062 [1.57]	.120 [3.05]	.873 [22.17]	1.552 [39.42]	.970 [24.64]	.8750-20 UNEF
16	1.234 [31.34]	.969 [24.61]	.787 [19.99]	.431 [10.95]	.062 [1.57]	.120 [3.05]	.998 [25.35]	1.552 [39.42]	1.088 [27.64]	1.0000-20 UNEF
18	1.328 [33.73]	1.062 [26.97]	.879 [22.33]	.431 [10.95]	.062 [1.57]	.120 [3.05]	1.123 [28.52]	1.552 [39.42]	1.216 [30.89]	1.1875-18 UNEF
20	1.453 [36.91]	1.156 [29.36]	1.014 [25.76]	.556 [14.12]	.094 [2.39]	.120 [3.05]	1.248 [31.70]	1.709 [43.41]	1.332 [33.83]	1.1875-18 UNEF
22	1.578 [40.08]	1.250 [31.75]	1.135 [28.83]	.556 [14.12]	.094 [2.39]	.120 [3.05]	1.373 [34.87]	1.709 [43.41]	1.460 [37.08]	1.4375-18 UNEF
24	1.703 [43.26]	1.375 [34.92]	1.259 [31.98]	.589 [14.96]	.094 [2.39]	.147 [3.73]	1.498 [38.05]	1.709 [43.41]	1.585 [40.26]	1.4375-18 UNEF

DIMENSIONS IN BRACKETS [] ARE MILLIMETERS.

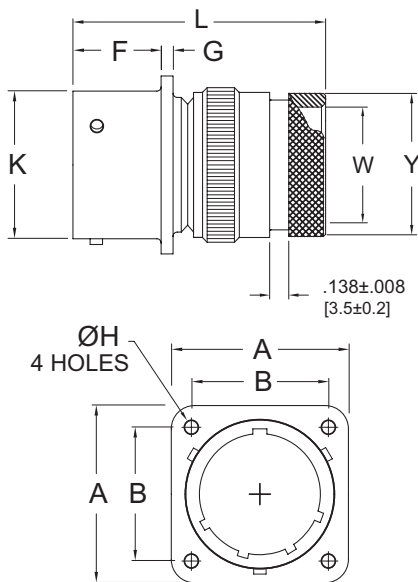
WALL MOUNT RECEPTACLE SCPT00AG*

WALL MOUNT RECEPTACLE SCPT00G*

SOLDER CONTACTS

SCPT00AG* Non-environmental, with
shrink boot adapter (1 piece)

SCPT00G* Environmental, with grommet &
shrink book adapter (1 piece)



SHELL SIZE	A MAX.	B T.P.	F +.031 -.000 [+0.79] [-0.00]	G ±.016 [±0.41]	H ±.005 [±0.13]	K ±.003 [±0.08]	L MAX.	W MIN.	Y MAX.
8	.828 [21.03]	.594 [15.09]	.431 [10.95]	.062 [1.57]	.120 [3.05]	.471 [11.96]	1.969 [50.01]	.278 [7.06]	.533 [13.54]
10	.954 [24.23]	.719 [18.26]	.431 [10.95]	.062 [1.57]	.120 [3.05]	.588 [14.94]	1.969 [50.01]	.390 [9.91]	.604 [15.34]
12	1.047 [26.59]	.812 [20.62]	.431 [10.95]	.062 [1.57]	.120 [3.05]	.748 [19.00]	1.969 [50.01]	.496 [12.60]	.767 [19.48]
14	1.141 [28.98]	.906 [23.01]	.431 [10.95]	.062 [1.57]	.120 [3.05]	.873 [22.17]	1.969 [50.01]	.626 [15.90]	.839 [21.31]
16	1.234 [31.34]	.969 [24.61]	.431 [10.95]	.062 [1.57]	.120 [3.05]	.998 [25.35]	1.969 [50.01]	.746 [18.95]	.965 [24.51]
18	1.328 [33.73]	1.062 [26.97]	.431 [10.95]	.062 [1.57]	.120 [3.05]	1.123 [28.52]	1.969 [50.01]	.823 [20.90]	1.041 [26.44]
20	1.453 [36.91]	1.156 [29.36]	.556 [14.12]	.094 [2.39]	.120 [3.05]	1.248 [31.70]	2.096 [53.24]	.933 [23.70]	1.211 [30.76]
22	1.578 [40.08]	1.250 [31.75]	.556 [14.12]	.094 [2.39]	.120 [3.05]	1.373 [34.87]	2.096 [53.24]	1.047 [26.59]	1.348 [34.24]
24	1.703 [43.26]	1.375 [34.92]	.589 [14.96]	.094 [2.39]	.147 [3.73]	1.498 [38.05]	2.096 [53.24]	1.154 [29.31]	1.436 [36.47]

DIMENSIONS IN BRACKETS [] ARE MILLIMETERS.

SCPT00AG2G* WALL MOUNT RECEPTACLE

SCPT00G2G* WALL MOUNT RECEPTACLE

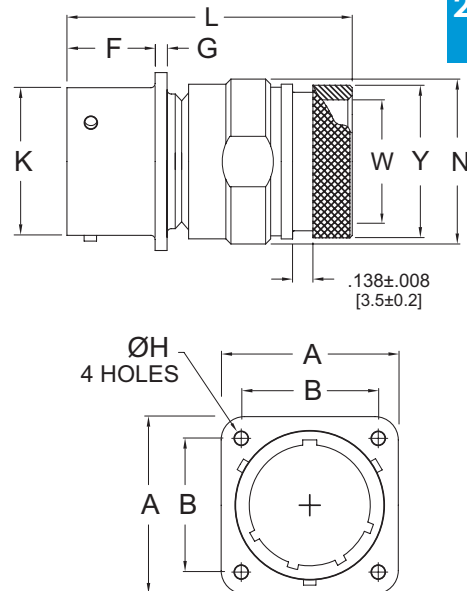
SOLDER CONTACTS

SCPT00AG2G* Non-environmental, with shrink boot adapter (2 piece)

SCPT00G2G* Environmental, with grommet & shrink boot adapter (2 piece)

SHELL SIZE	A MAX.	B T.P.	F +.031 -.000 [+0.79] [-0.00]	G ±.016 [±0.41]	H ±.005 [±0.13]	K ±.003 [±0.08]	L MAX.	N MAX.	W MIN.	Y MAX.
8	.828 [21.03]	.594 [15.09]	.431 [10.95]	.062 [1.57]	.120 [3.05]	.471 [11.96]	1.900 [48.26]	.730 [18.54]	.278 [7.06]	.533 [13.54]
10	.954 [24.23]	.719 [18.26]	.431 [10.95]	.062 [1.57]	.120 [3.05]	.588 [14.94]	1.900 [48.26]	.793 [20.14]	.390 [9.91]	.604 [15.34]
12	1.047 [26.59]	.812 [20.62]	.431 [10.95]	.062 [1.57]	.120 [3.05]	.748 [19.00]	1.900 [48.26]	.918 [23.32]	.496 [12.60]	.767 [19.48]
14	1.141 [28.98]	.906 [23.01]	.431 [10.95]	.062 [1.57]	.120 [3.05]	.873 [22.17]	1.900 [48.26]	1.043 [26.49]	.626 [15.90]	.839 [21.31]
16	1.234 [31.34]	.969 [24.61]	.431 [10.95]	.062 [1.57]	.120 [3.05]	.998 [25.35]	1.900 [48.26]	1.167 [29.64]	.746 [18.95]	.965 [24.51]
18	1.328 [33.73]	1.062 [26.97]	.431 [10.95]	.062 [1.57]	.120 [3.05]	1.123 [28.52]	1.900 [48.26]	1.293 [32.84]	.823 [20.90]	1.042 [26.47]
20	1.453 [36.91]	1.156 [29.36]	.556 [14.12]	.094 [2.39]	.120 [3.05]	1.248 [31.70]	2.300 [58.42]	1.418 [36.02]	.933 [23.70]	1.211 [30.76]
22	1.578 [40.08]	1.250 [31.75]	.556 [14.12]	.094 [2.39]	.120 [3.05]	1.373 [34.87]	2.300 [58.42]	1.480 [37.59]	1.047 [26.59]	1.348 [34.24]
24	1.703 [43.26]	1.375 [34.92]	.589 [14.96]	.094 [2.39]	.147 [3.73]	1.498 [38.05]	2.400 [60.96]	1.668 [42.37]	1.154 [29.31]	1.436 [36.47]

DIMENSIONS IN BRACKETS [] ARE MILLIMETERS.



2B

SCPT00ASB* WALL MOUNT RECEPTACLE

SCPT00SB* WALL MOUNT RECEPTACLE

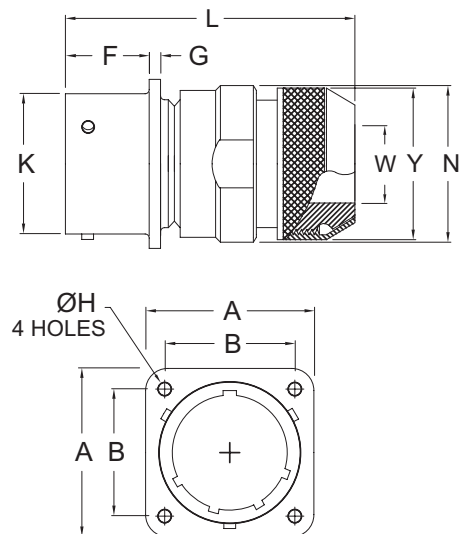
SOLDER CONTACTS

SCPT00ASB* Non-environmental, with EMI/RFI shield backshell (2 piece)

SCPT00SB* Environmental, with grommet & EMI/RFI shield backshell (2 piece)

SHELL SIZE	A MAX.	B T.P.	F +.031 -.000 [+0.79] [-0.00]	G ±.016 [±0.41]	H ±.005 [±0.13]	K ±.003 [±0.08]	L MAX.	N MAX.	W MIN.	Y MAX.
8	.828 [21.03]	.594 [15.09]	.431 [10.95]	.062 [1.57]	.120 [3.05]	.471 [11.96]	2.126 [54.00]	.730 [18.54]	.278 [7.06]	.642 [16.31]
10	.954 [24.23]	.719 [18.26]	.431 [10.95]	.062 [1.57]	.120 [3.05]	.588 [14.94]	2.126 [54.00]	.793 [20.14]	.390 [9.91]	.720 [18.29]
12	1.047 [26.59]	.812 [20.62]	.431 [10.95]	.062 [1.57]	.120 [3.05]	.748 [19.00]	2.126 [54.00]	.918 [23.32]	.496 [12.60]	.878 [22.30]
14	1.141 [28.98]	.906 [23.01]	.431 [10.95]	.062 [1.57]	.120 [3.05]	.873 [22.17]	2.126 [54.00]	1.043 [26.49]	.626 [15.90]	.996 [25.30]
16	1.234 [31.34]	.969 [24.61]	.431 [10.95]	.062 [1.57]	.120 [3.05]	.998 [25.35]	2.126 [54.00]	1.167 [29.64]	.746 [18.95]	1.114 [28.30]
18	1.328 [33.73]	1.062 [26.97]	.431 [10.95]	.062 [1.57]	.120 [3.05]	1.123 [28.52]	2.126 [54.00]	1.293 [32.84]	.823 [20.90]	1.272 [32.31]
20	1.453 [36.91]	1.156 [29.36]	.556 [14.12]	.094 [2.39]	.120 [3.05]	1.248 [31.70]	2.480 [62.99]	1.418 [36.02]	.933 [23.70]	1.350 [34.29]
22	1.578 [40.08]	1.250 [31.75]	.556 [14.12]	.094 [2.39]	.120 [3.05]	1.373 [34.87]	2.480 [62.99]	1.480 [37.59]	1.047 [26.59]	1.508 [38.30]
24	1.703 [43.26]	1.375 [34.92]	.589 [14.96]	.094 [2.39]	.147 [3.73]	1.498 [38.05]	2.540 [64.52]	1.688 [42.88]	1.154 [29.31]	1.626 [41.30]

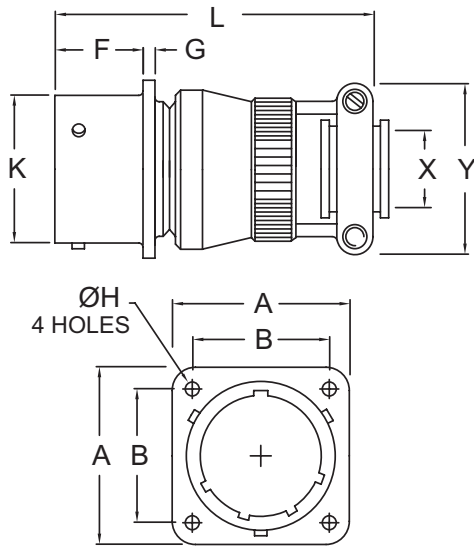
DIMENSIONS IN BRACKETS [] ARE MILLIMETERS.



WALL MOUNT RECEPTACLE SCPT00B*

WALL MOUNT RECEPTACLE SCPT00F*

SOLDER CONTACTS



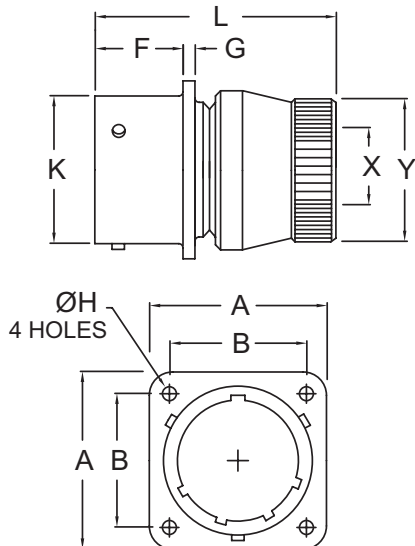
SCPT00B* Non-environmental, with strain relief
SCPT00F* Environmental, with grommet & strain relief

SHELL SIZE	A	B	F	G	H	K	L	X	Y
	MAX.	T.P.	+0.031 -0.000 [+0.79] [-0.00]	±0.016 [±0.41]	±0.005 [±0.13]	±0.003 [±0.08]	MAX.	MIN.	MAX.
8	.828 [21.03]	.594 [15.09]	.431 [10.95]	.062 [1.57]	.120 [3.05]	.471 [11.96]	1.922 [48.82]	.234 [5.94]	.828 [21.03]
10	.954 [24.23]	.719 [18.26]	.431 [10.95]	.062 [1.57]	.120 [3.05]	.588 [14.94]	1.922 [48.82]	.297 [7.54]	.891 [22.63]
12	1.047 [26.59]	.812 [20.62]	.431 [10.95]	.062 [1.57]	.120 [3.05]	.748 [19.00]	1.922 [48.82]	.422 [10.72]	1.016 [25.81]
14	1.141 [28.98]	.906 [23.01]	.431 [10.95]	.062 [1.57]	.120 [3.05]	.873 [22.17]	1.922 [48.82]	.547 [13.89]	1.141 [28.98]
16	1.234 [31.34]	.969 [24.61]	.431 [10.95]	.062 [1.57]	.120 [3.05]	.998 [25.35]	2.047 [51.99]	.609 [15.47]	1.203 [30.56]
18	1.328 [33.73]	1.062 [26.97]	.431 [10.95]	.062 [1.57]	.120 [3.05]	1.123 [28.52]	2.078 [52.78]	.734 [18.64]	1.469 [37.31]
20	1.453 [36.91]	1.156 [29.36]	.556 [14.12]	.094 [2.39]	.120 [3.05]	1.248 [31.70]	2.344 [59.54]	.734 [18.64]	1.469 [37.31]
22	1.578 [40.08]	1.250 [31.75]	.556 [14.12]	.094 [2.39]	.120 [3.05]	1.373 [34.87]	2.344 [59.54]	.922 [23.42]	1.656 [42.06]
24	1.703 [43.26]	1.375 [34.92]	.589 [14.96]	.094 [2.39]	.147 [3.73]	1.498 [38.05]	2.406 [61.11]	.984 [24.99]	1.750 [44.45]

DIMENSIONS IN BRACKETS [] ARE MILLIMETERS.

WALL MOUNT RECEPTACLE SCPT00E*

SOLDER CONTACTS



SCPT00E* Environmental, with grommet nut

SHELL SIZE	A	B	F	G	H	K	L	X	Y
	MAX.	T.P.	+0.031 -0.000 [+0.79] [-0.00]	±0.016 [±0.41]	±0.005 [±0.13]	±0.003 [±0.08]	MAX.	DIA. MIN. I.D.	DIA. MAX. O.D.
8	.828 [21.03]	.594 [15.09]	.431 [10.95]	.062 [1.57]	.120 [3.05]	.471 [11.96]	1.328 [33.73]	.259 [6.58]	.608 [15.44]
10	.954 [24.23]	.719 [18.26]	.431 [10.95]	.062 [1.57]	.120 [3.05]	.588 [14.94]	1.328 [33.73]	.359 [9.12]	.734 [18.64]
12	1.047 [26.59]	.812 [20.62]	.431 [10.95]	.062 [1.57]	.120 [3.05]	.748 [19.00]	1.328 [33.73]	.469 [11.91]	.858 [21.79]
14	1.141 [28.98]	.906 [23.01]	.431 [10.95]	.062 [1.57]	.120 [3.05]	.873 [22.17]	1.328 [33.73]	.589 [14.96]	.984 [24.99]
16	1.234 [31.34]	.969 [24.61]	.431 [10.95]	.062 [1.57]	.120 [3.05]	.998 [25.35]	1.328 [33.73]	.717 [18.21]	1.110 [28.19]
18	1.328 [33.73]	1.062 [26.97]	.431 [10.95]	.062 [1.57]	.120 [3.05]	1.123 [28.52]	1.328 [33.73]	.779 [19.79]	1.234 [31.34]
20	1.453 [36.91]	1.156 [29.36]	.556 [14.12]	.094 [2.39]	.120 [3.05]	1.248 [31.70]	1.531 [38.89]	.901 [22.89]	1.360 [34.54]
22	1.578 [40.08]	1.250 [31.75]	.556 [14.12]	.094 [2.39]	.120 [3.05]	1.373 [34.87]	1.531 [38.89]	1.009 [25.63]	1.484 [37.69]
24	1.703 [43.26]	1.375 [34.92]	.589 [14.96]	.094 [2.39]	.147 [3.73]	1.498 [38.05]	1.594 [40.49]	1.123 [28.52]	1.610 [40.89]

DIMENSIONS IN BRACKETS [] ARE MILLIMETERS.

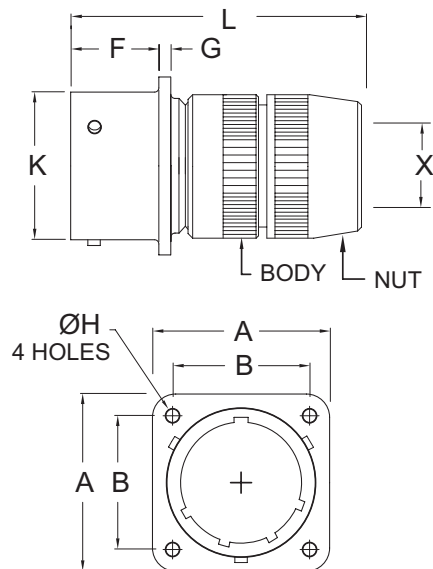
SCPT00J* WALL MOUNT RECEPTACLE

SOLDER CONTACTS

SCPT00J* Environmental, with cable sealing gland

SHELL SIZE	A	B	F	G	H	K	L	X	
	MAX.	T.P.	+0.031 -0.000 [+0.79] [-0.00]	±0.016 [±0.41]	±0.005 [±0.13]	±0.003 [±0.08]	MAX.	MIN. CLOSED I.D.	MAX. FREE I.D.
8	.828 [21.03]	.594 [15.09]	.431 [10.95]	.062 [1.57]	.120 [3.05]	.471 [11.96]	1.677 [42.60]	.168 [4.27]	.230 [5.84]
10	.954 [24.23]	.719 [18.26]	.431 [10.95]	.062 [1.57]	.120 [3.05]	.588 [14.94]	1.677 [42.60]	.205 [5.21]	.312 [7.92]
12	1.047 [26.59]	.812 [20.62]	.431 [10.95]	.062 [1.57]	.120 [3.05]	.748 [19.00]	1.817 [46.15]	.338 [8.59]	.442 [11.23]
14	1.141 [28.98]	.906 [23.01]	.431 [10.95]	.062 [1.57]	.120 [3.05]	.873 [22.17]	2.005 [50.93]	.416 [10.57]	.539 [13.69]
16	1.234 [31.34]	.969 [24.61]	.431 [10.95]	.062 [1.57]	.120 [3.05]	.998 [25.35]	2.225 [56.52]	.550 [13.97]	.616 [15.65]
18	1.328 [33.73]	1.062 [26.97]	.431 [10.95]	.062 [1.57]	.120 [3.05]	1.123 [28.52]	2.422 [61.52]	.600 [15.24]	.672 [17.07]
20	1.453 [36.91]	1.156 [29.36]	.556 [14.12]	.094 [2.39]	.120 [3.05]	1.248 [31.70]	2.797 [71.04]	.635 [16.13]	.747 [18.97]
22	1.578 [40.08]	1.250 [31.75]	.556 [14.12]	.094 [2.39]	.120 [3.05]	1.373 [34.87]	2.953 [75.01]	.670 [17.02]	.846 [21.49]
24	1.703 [43.26]	1.375 [34.92]	.589 [14.96]	.094 [2.39]	.147 [3.73]	1.498 [38.05]	3.173 [80.59]	.740 [18.80]	.894 [22.71]

DIMENSIONS IN BRACKETS [] ARE MILLIMETERS.



2B

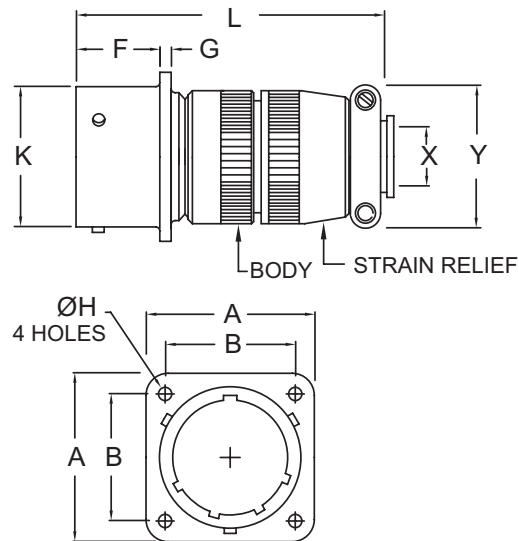
SCPT00JF* WALL MOUNT RECEPTACLE

SOLDER CONTACTS

SCPT00JF* Environmental, for cable sealing with strain relief

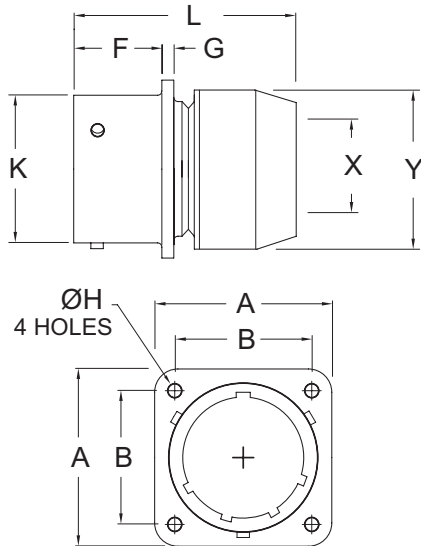
SHELL SIZE	A	B	F	G	H	K	L	X		Y
	MAX.	T.P.	+0.031 -0.000 [+0.79] [-0.00]	±0.016 [±0.41]	±0.005 [±0.13]	±0.003 [±0.08]	MAX.	MIN. CLOSED I.D.	MAX. FREE I.D.	MAX.
8	.828 [21.03]	.594 [15.09]	.431 [10.95]	.062 [1.57]	.120 [3.05]	.471 [11.96]	2.271 [57.68]	.168 [4.27]	.230 [5.84]	.828 [21.03]
10	.954 [24.23]	.719 [18.26]	.431 [10.95]	.062 [1.57]	.120 [3.05]	.588 [14.94]	2.271 [57.68]	.205 [5.21]	.312 [7.92]	.891 [22.63]
12	1.047 [26.59]	.812 [20.62]	.431 [10.95]	.062 [1.57]	.120 [3.05]	.748 [19.00]	2.411 [61.24]	.338 [8.59]	.442 [11.23]	1.016 [25.81]
14	1.141 [28.98]	.906 [23.01]	.431 [10.95]	.062 [1.57]	.120 [3.05]	.873 [22.17]	2.599 [66.01]	.416 [10.57]	.539 [13.69]	1.141 [28.98]
16	1.234 [31.34]	.969 [24.61]	.431 [10.95]	.062 [1.57]	.120 [3.05]	.998 [25.35]	2.943 [74.75]	.550 [13.97]	.616 [15.65]	1.203 [30.56]
18	1.328 [33.73]	1.062 [26.97]	.431 [10.95]	.062 [1.57]	.120 [3.05]	1.123 [28.52]	3.172 [80.57]	.600 [15.24]	.672 [17.07]	1.469 [37.31]
20	1.453 [36.91]	1.156 [29.36]	.556 [14.12]	.094 [2.39]	.120 [3.05]	1.248 [31.70]	3.610 [91.69]	.635 [16.13]	.747 [18.97]	1.469 [37.31]
22	1.578 [40.08]	1.250 [31.75]	.556 [14.12]	.094 [2.39]	.120 [3.05]	1.373 [34.87]	3.766 [95.66]	.670 [17.02]	.846 [21.49]	1.656 [42.06]
24	1.703 [43.26]	1.375 [34.92]	.589 [14.96]	.094 [2.39]	.147 [3.73]	1.498 [38.05]	3.985 [101.22]	.740 [18.80]	.894 [22.71]	1.750 [44.45]

DIMENSIONS IN BRACKETS [] ARE MILLIMETERS.



WALL MOUNT RECEPTACLE SCPT00P*

SOLDER CONTACTS



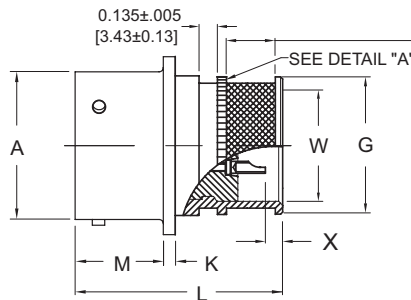
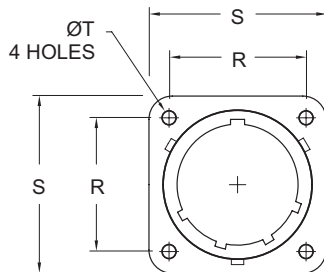
SCPT00P* Environmental, with potting form

SHELL SIZE	A MAX.	B T.P.	F +.031 -.000 [+0.79] [-0.00]	G ±.016 [±0.41]	H ±.005 [±0.13]	K ±.003 [±0.08]	L MAX.	X DIA. MIN. I.D.	Y DIA. MAX. O.D.
8	.828 [21.03]	.594 [15.09]	.431 [10.95]	.062 [1.57]	.120 [3.05]	.471 [11.96]	1.453 [36.91]	.317 [8.05]	.608 [15.44]
10	.954 [24.23]	.719 [18.26]	.431 [10.95]	.062 [1.57]	.120 [3.05]	.588 [14.94]	1.453 [36.91]	.434 [11.02]	.734 [18.64]
12	1.047 [26.59]	.812 [20.62]	.431 [10.95]	.062 [1.57]	.120 [3.05]	.748 [19.00]	1.453 [36.91]	.548 [13.92]	.858 [21.79]
14	1.141 [28.98]	.906 [23.01]	.431 [10.95]	.062 [1.57]	.120 [3.05]	.873 [22.17]	1.453 [36.91]	.673 [17.09]	.984 [24.99]
16	1.234 [31.34]	.969 [24.61]	.431 [10.95]	.062 [1.57]	.120 [3.05]	.998 [25.35]	1.453 [36.91]	.798 [20.27]	1.110 [28.19]
18	1.328 [33.73]	1.062 [26.97]	.431 [10.95]	.062 [1.57]	.120 [3.05]	1.123 [28.52]	1.453 [36.91]	.899 [22.83]	1.234 [31.34]
20	1.453 [36.91]	1.156 [29.36]	.556 [14.12]	.094 [2.39]	.120 [3.05]	1.248 [31.70]	1.672 [42.47]	1.024 [26.01]	1.360 [34.54]
22	1.578 [40.08]	1.250 [31.75]	.556 [14.12]	.094 [2.39]	.120 [3.05]	1.373 [34.87]	1.672 [42.47]	1.149 [29.18]	1.484 [37.69]
24	1.703 [43.26]	1.375 [34.92]	.589 [14.96]	.094 [2.39]	.147 [3.73]	1.498 [38.05]	1.734 [44.04]	1.274 [32.36]	1.610 [40.89]

DIMENSIONS IN BRACKETS [] ARE MILLIMETERS.

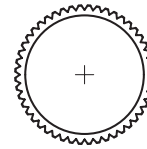
WALL MOUNT RECEPTACLE SCPT00SV*

SOLDER CONTACTS (MS3110)



SHELL SIZES
8, 10, 12, 14, 16 & 18
0.250±.005
[6.35±0.13]
FOR .125 BAND

SHELL SIZES
20, 22 & 24
0.360±.005
[9.14±0.13]
FOR .240 BAND



DETAIL - A
(Shell teeth shown for clarity)

SCPT00SV* Environmental, no grommet with integrated backshell

SHELL SIZE	FRONT VIEW			SIDE VIEW							
	R T.P.	S MAX	T ±.005 [±0.13]	A ±.003 [±0.08]	G MAX	K ±.008 [±0.2]	L MAX	M +.031 [+0.79] -.000 [-0.00]	W MIN	X ±0.5/±.020	
										.240 BAND	.125 BAND
8	0.594 [15.09]	0.828 [21.03]	0.120 [3.05]	0.471 [11.96]	0.435 [11.05]	0.062 [1.57]	1.125 [28.60]	0.431 [10.95]	0.337 [8.56]	-	0.230 [5.8]
10	0.719 [18.26]	0.954 [24.23]	0.120 [3.05]	0.588 [14.94]	0.560 [14.22]	0.062 [1.57]	1.125 [28.60]	0.431 [10.95]	0.460 [11.68]	-	0.230 [5.8]
12	0.812 [20.62]	1.047 [26.59]	0.120 [3.05]	0.748 [19.00]	0.682 [17.32]	0.062 [1.57]	1.125 [28.60]	0.431 [10.95]	0.569 [14.45]	-	0.230 [5.8]
14	0.906 [23.01]	1.141 [28.98]	0.120 [3.05]	0.873 [22.17]	0.807 [20.50]	0.062 [1.57]	1.125 [28.60]	0.431 [10.95]	0.694 [17.63]	-	0.230 [5.8]
16	0.969 [24.61]	1.234 [31.34]	0.120 [3.05]	0.998 [25.35]	0.932 [23.67]	0.062 [1.57]	1.125 [28.60]	0.431 [10.95]	0.819 [20.80]	-	0.230 [5.8]
18	1.062 [26.97]	1.328 [33.73]	0.120 [3.05]	1.123 [28.52]	1.057 [26.85]	0.062 [1.57]	1.125 [28.60]	0.431 [10.95]	0.919 [23.34]	-	0.230 [5.8]
20	1.156 [29.36]	1.453 [36.91]	0.120 [3.05]	1.248 [31.70]	1.182 [30.02]	0.094 [2.39]	1.400 [35.56]	0.556 [14.12]	1.044 [26.52]	0.210 [5.3]	-
22	1.250 [31.75]	1.578 [40.08]	0.120 [3.05]	1.373 [34.87]	1.307 [33.20]	0.094 [2.39]	1.400 [35.56]	0.556 [14.12]	1.169 [29.69]	0.210 [5.3]	-
24	1.375 [34.92]	1.703 [43.26]	0.147 [3.73]	1.498 [38.05]	1.432 [36.37]	0.094 [2.39]	1.425 [36.19]	0.589 [14.96]	1.294 [32.87]	0.210 [5.3]	-

DIMENSIONS IN BRACKETS [] ARE MILLIMETERS

SCPT00W* WALL MOUNT RECEPTACLE

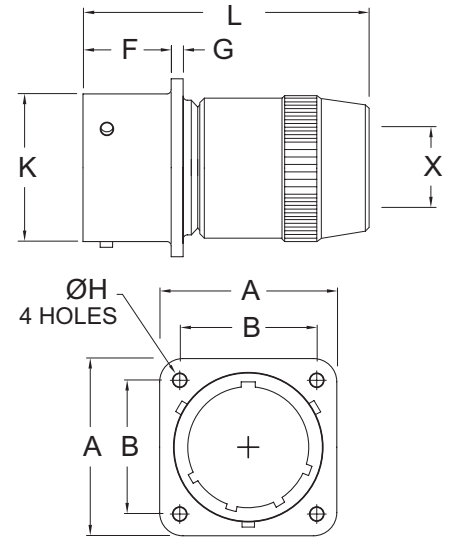
SOLDER CONTACTS

2B

SCPT00W* Environmental, with gland seal

SHELL SIZE	A	B	F	G	H	K	L	X	
	MAX.	T.P.	+0.031 -0.000 [+0.79] [-0.00]	±0.016 [±0.41]	±0.005 [±0.13]	±0.003 [±0.08]	MAX.	MIN. CLOSED I.D.	MAX. FREE I.D.
8	.828 [21.03]	.594 [15.09]	.431 [10.95]	.062 [1.57]	.120 [3.05]	.471 [11.96]	1.705 [43.31]	.168 [4.27]	.230 [5.84]
10	.954 [24.23]	.719 [18.26]	.431 [10.95]	.062 [1.57]	.120 [3.05]	.588 [14.94]	1.705 [43.31]	.205 [5.21]	.312 [7.92]
12	1.047 [26.59]	.812 [20.62]	.431 [10.95]	.062 [1.57]	.120 [3.05]	.748 [19.00]	1.848 [46.94]	.338 [8.59]	.442 [11.23]
14	1.141 [28.98]	.906 [23.01]	.431 [10.95]	.062 [1.57]	.120 [3.05]	.873 [22.17]	2.040 [51.82]	.416 [10.57]	.539 [13.69]
16	1.234 [31.34]	.969 [24.61]	.431 [10.95]	.062 [1.57]	.120 [3.05]	.998 [25.35]	2.256 [57.30]	.550 [13.97]	.616 [15.65]
18	1.328 [33.73]	1.062 [26.97]	.431 [10.95]	.062 [1.57]	.120 [3.05]	1.123 [28.52]	2.486 [63.14]	.600 [15.24]	.672 [17.07]
20	1.453 [36.91]	1.156 [29.36]	.556 [14.12]	.094 [2.39]	.120 [3.05]	1.248 [31.70]	2.922 [74.22]	.635 [16.13]	.747 [18.97]
22	1.578 [40.08]	1.250 [31.75]	.556 [14.12]	.094 [2.39]	.120 [3.05]	1.373 [34.87]	3.086 [78.38]	.670 [17.02]	.846 [21.49]
24	1.703 [43.26]	1.375 [34.92]	.589 [14.96]	.094 [2.39]	.147 [3.73]	1.498 [38.05]	3.310 [84.07]	.740 [18.80]	.894 [22.71]

DIMENSIONS IN BRACKETS [] ARE MILLIMETERS.



SCPT01A* IN-LINE RECEPTACLE

SCPT01D* IN-LINE RECEPTACLE

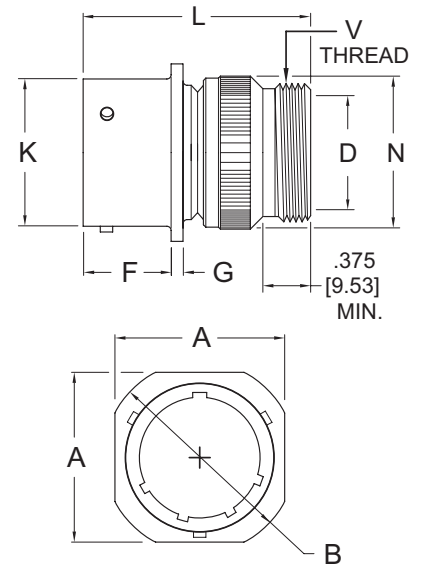
SOLDER CONTACTS

SCPT01A* Non-environmental, with threaded backshell

SCPT01D* Environmental, with grommet & threaded backshell

SHELL SIZE	A	B	D	F	G	K	L	N	V
	MAX.	±0.020 [±0.51]	MIN	+0.031 -0.000 [+0.79] [-0.00]	±0.016 [±0.41]	±0.003 [±0.08]	MAX.	MAX.	THREAD CLASS 2A
8	.828 [21.03]	.938 [23.83]	.297 [7.54]	.400 [10.16]	.094 [2.39]	.471 [11.96]	1.552 [39.42]	.590 [14.99]	.5000-28 UNEF
10	.954 [24.23]	1.062 [26.97]	.421 [10.69]	.400 [10.16]	.094 [2.39]	.588 [14.94]	1.552 [39.42]	.717 [18.21]	.6250-24 UNEF
12	1.047 [26.59]	1.156 [29.36]	.546 [13.87]	.400 [10.16]	.094 [2.39]	.748 [19.00]	1.552 [39.42]	.834 [21.18]	.7500-20 UNEF
14	1.141 [28.98]	1.250 [31.75]	.663 [16.84]	.400 [10.16]	.094 [2.39]	.873 [22.17]	1.552 [39.42]	.970 [24.64]	.8750-20 UNEF
16	1.234 [31.34]	1.344 [34.14]	.787 [19.99]	.400 [10.16]	.094 [2.39]	.998 [25.35]	1.552 [39.42]	1.088 [27.64]	1.0000-20 UNEF
18	1.328 [33.73]	1.438 [36.53]	.879 [22.33]	.400 [10.16]	.094 [2.39]	1.123 [28.52]	1.552 [39.42]	1.216 [30.89]	1.1875-18 UNEF
20	1.453 [36.91]	1.562 [39.67]	1.014 [25.76]	.535 [13.59]	.115 [2.92]	1.248 [31.70]	1.709 [43.41]	1.332 [33.83]	1.1875-18 UNEF
22	1.578 [40.08]	1.688 [42.88]	1.135 [28.83]	.535 [13.59]	.115 [2.92]	1.373 [34.87]	1.709 [43.41]	1.460 [37.08]	1.4375-18 UNEF
24	1.703 [43.26]	1.812 [46.02]	1.259 [31.98]	.568 [14.43]	.115 [2.92]	1.498 [38.05]	1.709 [43.41]	1.585 [40.26]	1.4375-18 UNEF

DIMENSIONS IN BRACKETS [] ARE MILLIMETERS.



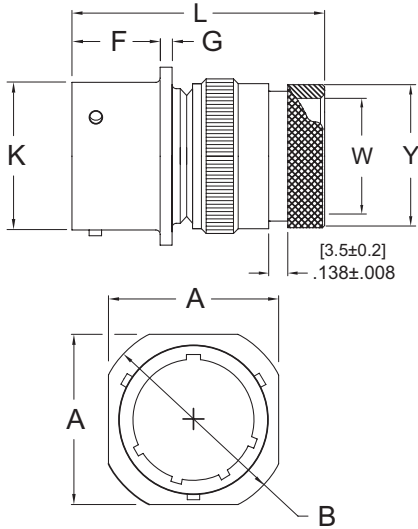
IN-LINE RECEPTACLE SCPT01AG*

IN-LINE RECEPTACLE SCPT01G*

SOLDER CONTACTS

SCPT01AG* Non-environmental, with shrink book adapter (1 piece)

SCPT01G* Environmental, with grommet & shrink book adapter (1 piece)



SHELL SIZE	A MAX.	B ±.020 [±0.51]	F +.031 -.000 [+0.79] [-0.00]	G ±.016 [±0.41]	K ±.003 [±0.08]	L MAX.	W MIN.	Y MAX.
8	.828 [21.03]	.938 [23.83]	.400 [10.16]	.094 [2.39]	.471 [11.96]	1.969 [50.01]	.278 [7.06]	.533 [13.54]
10	.954 [24.23]	1.062 [26.97]	.400 [10.16]	.094 [2.39]	.588 [14.94]	1.969 [50.01]	.390 [9.91]	.604 [15.34]
12	1.047 [26.59]	1.156 [29.36]	.400 [10.16]	.094 [2.39]	.748 [19.00]	1.969 [50.01]	.496 [12.60]	.767 [19.48]
14	1.141 [28.98]	1.250 [31.75]	.400 [10.16]	.094 [2.39]	.873 [22.17]	1.969 [50.01]	.626 [15.90]	.839 [21.31]
16	1.234 [31.34]	1.344 [34.14]	.400 [10.16]	.094 [2.39]	.998 [25.35]	1.969 [50.01]	.746 [18.95]	.965 [24.51]
18	1.328 [33.73]	1.438 [36.53]	.400 [10.16]	.094 [2.39]	1.123 [28.52]	1.969 [50.01]	.823 [20.90]	1.041 [26.44]
20	1.453 [36.91]	1.562 [39.67]	.535 [13.59]	.115 [2.92]	1.248 [31.70]	2.096 [53.24]	.933 [23.70]	1.211 [30.76]
22	1.578 [40.08]	1.688 [42.88]	.535 [13.59]	.115 [2.92]	1.373 [34.87]	2.096 [53.24]	1.047 [26.59]	1.348 [34.24]
24	1.703 [43.26]	1.812 [46.02]	.568 [14.43]	.115 [2.92]	1.498 [38.05]	2.096 [53.24]	1.154 [29.31]	1.436 [36.47]

DIMENSIONS IN BRACKETS [] ARE MILLIMETERS.

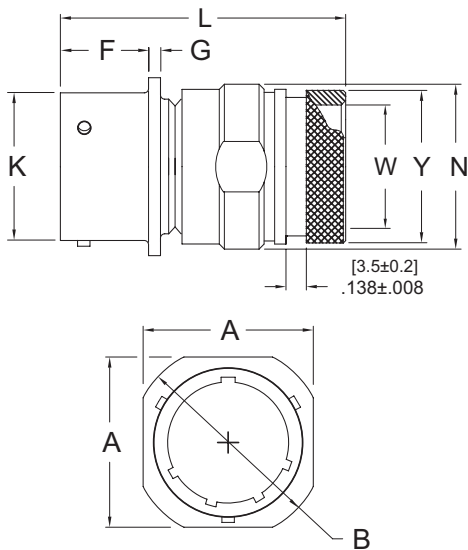
IN-LINE RECEPTACLE SCPT01AG2G*

IN-LINE RECEPTACLE SCPT01G2G*

SOLDER CONTACTS

SCPT01AG2G* Non-environmental, with shrink book adapter (2 piece)

SCPT01G2G* Environmental, with grommet & shrink book adapter (2 piece)



SHELL SIZE	A MAX.	B ±.020 [±0.51]	F +.031 -.000 [+0.79] [-0.00]	G ±.016 [±0.41]	K ±.003 [±0.08]	L MAX.	N MAX.	W MIN.	Y MAX.
8	.828 [21.03]	.938 [23.83]	.400 [10.16]	.094 [2.39]	.471 [11.96]	1.900 [48.26]	.730 [18.54]	.278 [7.06]	.533 [13.54]
10	.954 [24.23]	1.062 [26.97]	.400 [10.16]	.094 [2.39]	.588 [14.94]	1.900 [48.26]	.793 [20.14]	.390 [9.91]	.604 [15.34]
12	1.047 [26.59]	1.156 [29.36]	.400 [10.16]	.094 [2.39]	.748 [19.00]	1.900 [48.26]	.918 [23.32]	.496 [12.60]	.767 [19.48]
14	1.141 [28.98]	1.250 [31.75]	.400 [10.16]	.094 [2.39]	.873 [22.17]	1.900 [48.26]	1.043 [26.49]	.626 [15.90]	.839 [21.31]
16	1.234 [31.34]	1.344 [34.14]	.400 [10.16]	.094 [2.39]	.998 [25.35]	1.900 [48.26]	1.167 [29.64]	.746 [18.95]	.965 [24.51]
18	1.328 [33.73]	1.438 [36.53]	.400 [10.16]	.094 [2.39]	1.123 [28.52]	1.900 [48.26]	1.293 [32.84]	.823 [20.90]	1.042 [26.47]
20	1.453 [36.91]	1.562 [39.67]	.535 [13.59]	.115 [2.92]	1.248 [31.70]	2.300 [58.42]	1.418 [36.02]	.933 [23.70]	1.211 [30.76]
22	1.578 [40.08]	1.688 [42.88]	.535 [13.59]	.115 [2.92]	1.373 [34.87]	2.300 [58.42]	1.480 [37.59]	1.047 [26.59]	1.348 [34.24]
24	1.703 [43.26]	1.812 [46.02]	.568 [14.43]	.115 [2.92]	1.498 [38.05]	2.400 [60.96]	1.668 [42.37]	1.154 [29.31]	1.436 [36.47]

DIMENSIONS IN BRACKETS [] ARE MILLIMETERS.

SCPT01ASB* IN-LINE RECEPTACLE

SCPT01SB* IN-LINE RECEPTACLE

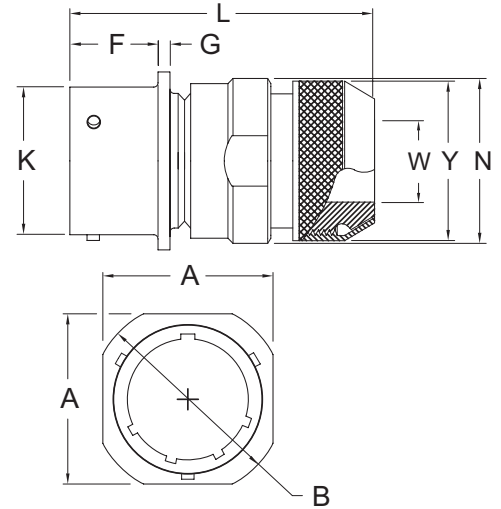
SOLDER CONTACTS

SCPT01ASB* Non-environmental, with EMI/RFI shield backshell (2 piece)

SCPT01SB* Environmental, with grommet & EMI/RFI shield backshell (2 piece)

SHELL SIZE	A	B	F	G	K	L	N	W	Y
	MAX.	±.020 [±0.51]	+0.031 -0.000 [+0.79] [-0.00]	±.016 [±0.41]	±.003 [±0.08]	MAX.	MAX.	MIN.	MAX.
8	.828 [21.03]	.938 [23.83]	.400 [10.16]	.094 [2.39]	.471 [11.96]	2.126 [54.00]	.730 [18.54]	.278 [7.06]	.642 [16.31]
10	.954 [24.23]	1.062 [26.97]	.400 [10.16]	.094 [2.39]	.588 [14.94]	2.126 [54.00]	.793 [20.14]	.390 [9.91]	.720 [18.29]
12	1.047 [26.59]	1.156 [29.36]	.400 [10.16]	.094 [2.39]	.748 [19.00]	2.126 [54.00]	.918 [23.32]	.496 [12.60]	.878 [22.30]
14	1.141 [28.98]	1.250 [31.75]	.400 [10.16]	.094 [2.39]	.873 [22.17]	2.126 [54.00]	1.043 [26.49]	.626 [15.90]	.996 [25.30]
16	1.234 [31.34]	1.344 [34.14]	.400 [10.16]	.094 [2.39]	.998 [25.35]	2.126 [54.00]	1.167 [29.64]	.746 [18.95]	1.114 [28.30]
18	1.328 [33.73]	1.438 [36.53]	.400 [10.16]	.094 [2.39]	1.123 [28.52]	2.126 [54.00]	1.293 [32.84]	.823 [20.90]	1.272 [32.31]
20	1.453 [36.91]	1.562 [39.67]	.535 [13.59]	.115 [2.92]	1.248 [31.70]	2.480 [62.99]	1.418 [36.02]	.933 [23.70]	1.350 [34.29]
22	1.578 [40.08]	1.688 [42.88]	.535 [13.59]	.115 [2.92]	1.373 [34.87]	2.480 [62.99]	1.480 [37.59]	1.047 [26.59]	1.508 [38.30]
24	1.703 [43.26]	1.812 [46.02]	.568 [14.43]	.115 [2.92]	1.498 [38.05]	2.540 [64.52]	1.668 [42.37]	1.154 [29.31]	1.626 [41.30]

DIMENSIONS IN BRACKETS [] ARE MILLIMETERS.



2B

SCPT01B* IN-LINE RECEPTACLE

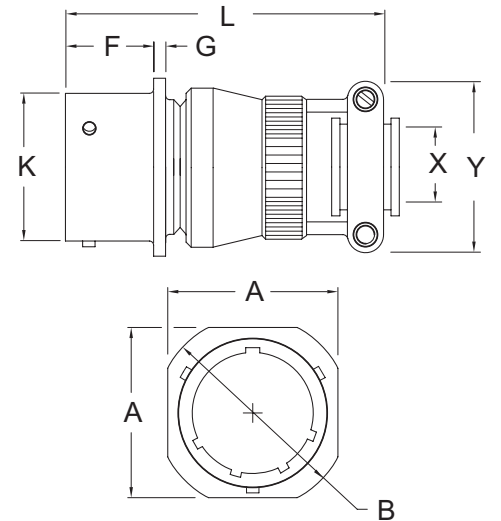
SCPT01F* IN-LINE RECEPTACLE

SOLDER CONTACTS

SCPT01B* Non-environmental, with strain relief
SCPT01F* Environmental, with grommet & strain relief

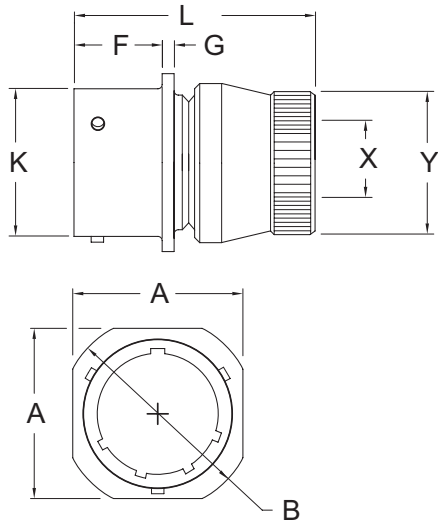
SHELL SIZE	A	B	F	G	K	L	X	Y
	MAX.	±.020 [±0.51]	+0.031 -0.000 [+0.79] [-0.00]	±.016 [±0.41]	±.003 [±0.08]	MAX.	MIN.	MAX.
8	.828 [21.03]	.938 [23.83]	.400 [10.16]	.094 [2.39]	.471 [11.96]	1.922 [48.82]	.234 [5.94]	.828 [21.03]
10	.954 [24.23]	1.062 [26.97]	.400 [10.16]	.094 [2.39]	.588 [14.94]	1.922 [48.82]	.297 [7.54]	.891 [22.63]
12	1.047 [26.59]	1.156 [29.36]	.400 [10.16]	.094 [2.39]	.748 [19.00]	1.922 [48.82]	.422 [10.72]	1.016 [25.81]
14	1.141 [28.98]	1.250 [31.75]	.400 [10.16]	.094 [2.39]	.873 [22.17]	1.922 [48.82]	.547 [13.89]	1.141 [28.98]
16	1.234 [31.34]	1.344 [34.14]	.400 [10.16]	.094 [2.39]	.998 [25.35]	2.047 [51.99]	.609 [15.47]	1.203 [30.56]
18	1.328 [33.73]	1.438 [36.53]	.400 [10.16]	.094 [2.39]	1.123 [28.52]	2.078 [52.78]	.734 [18.64]	1.469 [37.31]
20	1.453 [36.91]	1.562 [39.67]	.535 [13.59]	.115 [2.92]	1.248 [31.70]	2.344 [59.54]	.734 [18.64]	1.469 [37.31]
22	1.578 [40.08]	1.688 [42.88]	.535 [13.59]	.115 [2.92]	1.373 [34.87]	2.344 [59.54]	.922 [23.42]	1.656 [42.06]
24	1.703 [43.26]	1.812 [46.02]	.568 [14.43]	.115 [2.92]	1.498 [38.05]	2.406 [61.11]	.984 [24.99]	1.750 [44.45]

DIMENSIONS IN BRACKETS [] ARE MILLIMETERS.



IN-LINE RECEPTACLE SCPT01E*

SOLDER CONTACTS



SCPT01E* Environmental, with grommet nut

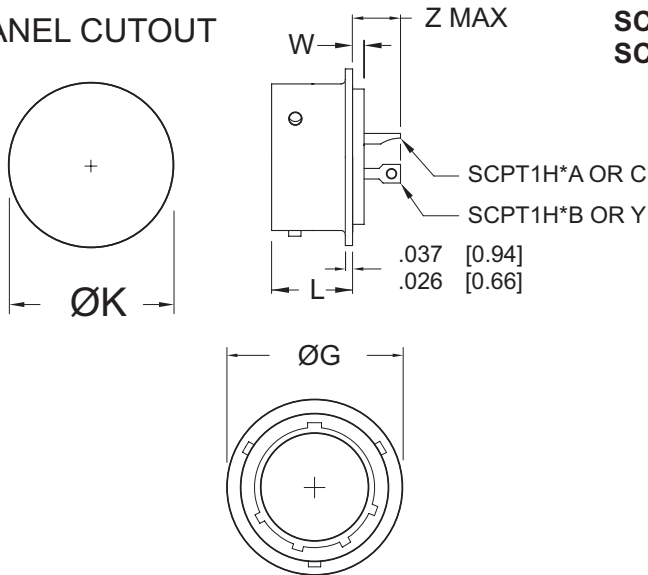
SHELL SIZE	A MAX.	B ±.020 [±0.51]	F +.031 -.000 [+0.79] [-0.00]	G ±.016 [±0.41]	K ±.003 [±0.08]	L MAX.	X DIA. MIN. I.D.	Y DIA. MAX. O.D.
8	.828 [21.03]	.938 [23.83]	.400 [10.16]	.094 [2.39]	.471 [11.96]	1.328 [33.73]	.259 [6.58]	.608 [15.44]
10	.954 [24.23]	1.062 [26.97]	.400 [10.16]	.094 [2.39]	.588 [14.94]	1.328 [33.73]	.359 [9.12]	.734 [18.64]
12	1.047 [26.59]	1.156 [29.36]	.400 [10.16]	.094 [2.39]	.748 [19.00]	1.328 [33.73]	.469 [11.91]	.858 [21.79]
14	1.141 [28.98]	1.250 [31.75]	.400 [10.16]	.094 [2.39]	.873 [22.17]	1.328 [33.73]	.589 [14.96]	.984 [24.99]
16	1.234 [31.34]	1.344 [34.14]	.400 [10.16]	.094 [2.39]	.998 [25.35]	1.328 [33.73]	.717 [18.21]	1.110 [28.19]
18	1.328 [33.73]	1.438 [36.53]	.400 [10.16]	.094 [2.39]	1.123 [28.52]	1.328 [33.73]	.779 [19.79]	1.234 [31.34]
20	1.453 [36.91]	1.562 [39.67]	.535 [13.59]	.115 [2.92]	1.248 [31.70]	1.531 [38.89]	.901 [22.89]	1.360 [34.54]
22	1.578 [40.08]	1.688 [42.88]	.535 [13.59]	.115 [2.92]	1.373 [34.87]	1.531 [38.89]	1.009 [25.63]	1.484 [37.69]
24	1.703 [43.26]	1.812 [46.02]	.568 [14.43]	.115 [2.92]	1.498 [38.05]	1.594 [40.49]	1.123 [28.52]	1.610 [40.89]

DIMENSIONS IN BRACKETS [] ARE MILLIMETERS.

HERMETIC RECEPTACLE SCPT1H*

SOLDER CONTACTS

PANEL CUTOUT



SCPT1H*A OR C Hermetic, with solder cup contacts
SCPT1H*B OR Y Hermetic, with eyelet contacts

SHELL SIZE	G ±.010 [±0.25]	K	L +.025 -.016 [+0.64] [-0.41]	W +.011 -.010 [+0.28] [-0.25]	Z MAX
8	.625 [15.87]	.570 [14.48]	.447 [11.35]	.094 [2.39]	.386 [9.80]
10	.750 [19.05]	.680 [17.27]	.447 [11.35]	.094 [2.39]	.386 [9.80]
12	.844 [21.44]	.789 [20.04]	.447 [11.35]	.094 [2.39]	.386 [9.80]
14	.969 [24.61]	.914 [23.22]	.447 [11.35]	.094 [2.39]	.386 [9.80]
16	1.094 [27.79]	1.039 [26.39]	.447 [11.35]	.094 [2.39]	.386 [9.80]
18	1.218 [30.94]	1.164 [29.57]	.447 [11.35]	.094 [2.39]	.386 [9.80]
20	1.312 [33.32]	1.258 [31.95]	.509 [12.93]	.094 [2.39]	.386 [9.80]
22	1.438 [36.53]	1.383 [35.13]	.509 [12.93]	.125 [3.18]	.418 [10.62]
24	1.564 [39.73]	1.508 [38.30]	.542 [13.77]	.125 [3.18]	.418 [10.62]

DIMENSIONS IN BRACKETS [] ARE MILLIMETERS.

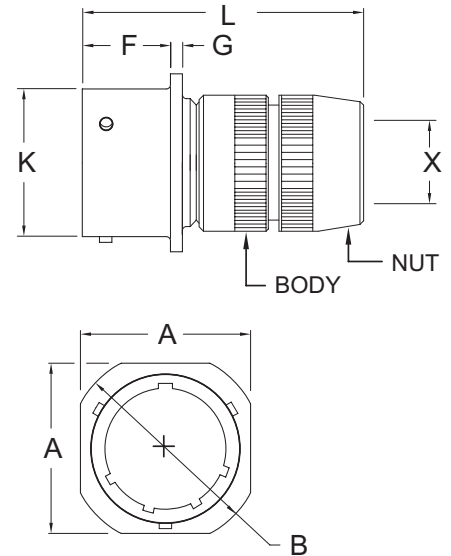
SCPT01J* IN-LINE RECEPTACLE

SOLDER CONTACTS

SCPT01J* Environmental, with cable sealing gland

SHELL SIZE	A	B	F	G	K	L	X	
	MAX.	±.020 [±0.51]	+0.031 -0.000 [+0.79] [-0.00]	±.016 [±0.41]	±.003 [±0.08]	MAX.	MIN. CLOSED I.D.	MAX. FREE I.D.
8	.828 [21.03]	.938 [23.83]	.400 [10.16]	.094 [2.39]	.471 [11.96]	1.677 [42.60]	.168 [4.27]	.230 [5.84]
10	.954 [24.23]	1.062 [26.97]	.400 [10.16]	.094 [2.39]	.588 [14.94]	1.677 [42.60]	.205 [5.21]	.312 [7.92]
12	1.047 [26.59]	1.156 [29.36]	.400 [10.16]	.094 [2.39]	.748 [19.00]	1.817 [46.15]	.338 [8.59]	.442 [11.23]
14	1.141 [28.98]	1.250 [31.75]	.400 [10.16]	.094 [2.39]	.873 [22.17]	2.005 [50.93]	.416 [10.57]	.539 [13.69]
16	1.234 [31.34]	1.344 [34.14]	.400 [10.16]	.094 [2.39]	.998 [25.35]	2.225 [56.52]	.550 [13.97]	.616 [15.65]
18	1.328 [33.73]	1.438 [36.53]	.400 [10.16]	.094 [2.39]	1.123 [28.52]	2.422 [61.52]	.600 [15.24]	.672 [17.07]
20	1.453 [36.91]	1.562 [39.67]	.535 [13.59]	.115 [2.92]	1.248 [31.70]	2.797 [71.04]	.635 [16.13]	.747 [18.97]
22	1.578 [40.08]	1.688 [42.88]	.535 [13.59]	.115 [2.92]	1.373 [34.87]	2.953 [75.01]	.670 [17.02]	.846 [21.49]
24	1.703 [43.26]	1.812 [46.02]	.568 [14.43]	.115 [2.92]	1.498 [38.05]	3.173 [80.59]	.740 [18.80]	.894 [22.71]

DIMENSIONS IN BRACKETS [] ARE MILLIMETERS.



2B

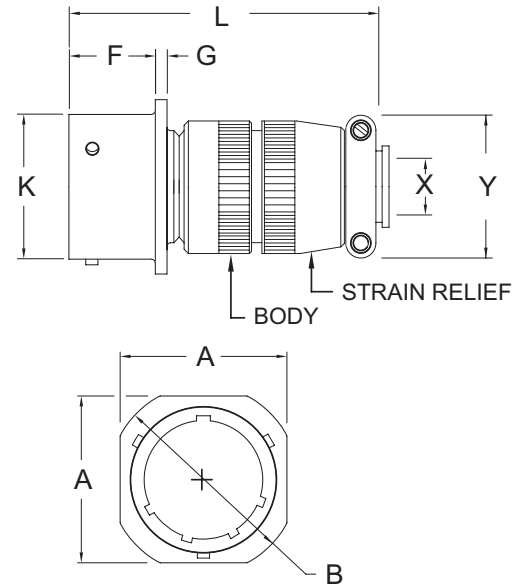
SCPT01JF* IN-LINE RECEPTACLE

SOLDER CONTACTS

SCPT01JF* Environmental, for cable sealing with strain relief

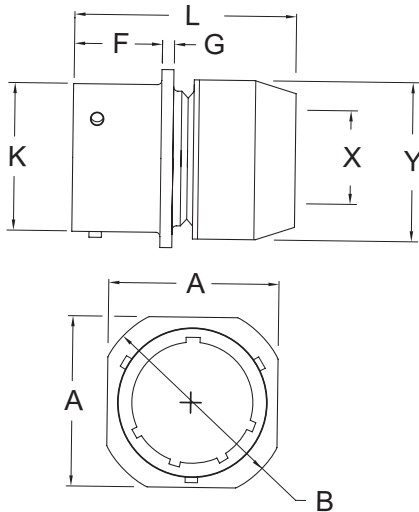
SHELL SIZE	A	B	F	G	K	L	X		Y
	MAX.	±.020 [±0.51]	+0.031 -0.000 [+0.79] [-0.00]	±.016 [±0.41]	±.003 [±0.08]	MAX.	MIN. CLOSED I.D.	MAX. FREE I.D.	MAX.
8	.828 [21.03]	.938 [23.83]	.400 [10.16]	.094 [2.39]	.471 [11.96]	2.271 [57.68]	.168 [4.27]	.230 [5.84]	.828 [21.03]
10	.954 [24.23]	1.062 [26.97]	.400 [10.16]	.094 [2.39]	.588 [14.94]	2.271 [57.68]	.205 [5.21]	.312 [7.92]	.891 [22.63]
12	1.047 [26.59]	1.156 [29.36]	.400 [10.16]	.094 [2.39]	.748 [19.00]	2.411 [61.24]	.338 [8.59]	.442 [11.23]	1.016 [25.81]
14	1.141 [28.98]	1.250 [31.75]	.400 [10.16]	.094 [2.39]	.873 [22.17]	2.599 [66.01]	.416 [10.57]	.539 [13.69]	1.141 [28.98]
16	1.234 [31.34]	1.344 [34.14]	.400 [10.16]	.094 [2.39]	.998 [25.35]	2.943 [74.75]	.550 [13.97]	.616 [15.65]	1.203 [30.56]
18	1.328 [33.73]	1.438 [36.53]	.400 [10.16]	.094 [2.39]	1.123 [28.52]	3.172 [80.57]	.600 [15.24]	.672 [17.07]	1.469 [37.31]
20	1.453 [36.91]	1.562 [39.67]	.535 [13.59]	.115 [2.92]	1.248 [31.70]	3.610 [91.69]	.635 [16.13]	.747 [18.97]	1.469 [37.31]
22	1.578 [40.08]	1.688 [42.88]	.535 [13.59]	.115 [2.92]	1.373 [34.87]	3.766 [95.66]	.670 [17.02]	.846 [21.49]	1.656 [42.06]
24	1.703 [43.26]	1.812 [46.02]	.568 [14.43]	.115 [2.92]	1.498 [38.05]	3.985 [101.22]	.740 [18.80]	.894 [22.71]	1.750 [44.45]

DIMENSIONS IN BRACKETS [] ARE MILLIMETERS.



IN-LINE RECEPTACLE SCPT01P*

SOLDER CONTACTS



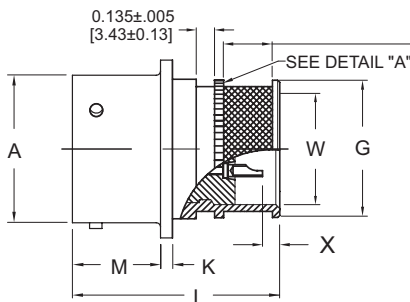
SCPT01P* Environmental, with potting seal form

SHELL SIZE	A MAX.	B ±.020 [±0.51]	F +.031 -.000 [+0.79] [-0.00]	G ±.016 [±0.41]	K ±.003 [±0.08]	L MAX.	X DIA. MIN. I.D.	Y DIA. MAX. O.D.
8	.828 [21.03]	.938 [23.83]	.400 [10.16]	.094 [2.39]	.471 [11.96]	1.453 [36.91]	.317 [8.05]	.608 [15.44]
10	.954 [24.23]	1.062 [26.97]	.400 [10.16]	.094 [2.39]	.588 [14.94]	1.453 [36.91]	.434 [11.02]	.734 [18.64]
12	1.047 [26.59]	1.156 [29.36]	.400 [10.16]	.094 [2.39]	.748 [19.00]	1.453 [36.91]	.548 [13.92]	.858 [21.79]
14	1.141 [28.98]	1.250 [31.75]	.400 [10.16]	.094 [2.39]	.873 [22.17]	1.453 [36.91]	.673 [17.09]	.984 [24.99]
16	1.234 [31.34]	1.344 [34.14]	.400 [10.16]	.094 [2.39]	.998 [25.35]	1.453 [36.91]	.798 [20.27]	1.110 [28.19]
18	1.328 [33.73]	1.438 [36.53]	.400 [10.16]	.094 [2.39]	1.123 [28.52]	1.453 [36.91]	.899 [22.83]	1.234 [31.34]
20	1.453 [36.91]	1.562 [39.67]	.535 [13.59]	.115 [2.92]	1.248 [31.70]	1.672 [42.47]	1.024 [26.01]	1.360 [34.54]
22	1.578 [40.08]	1.688 [42.88]	.535 [13.59]	.115 [2.92]	1.373 [34.87]	1.672 [42.47]	1.149 [29.18]	1.484 [37.69]
24	1.703 [43.26]	1.812 [46.02]	.568 [14.43]	.115 [2.92]	1.498 [38.05]	1.734 [44.04]	1.274 [32.36]	1.610 [40.89]

DIMENSIONS IN BRACKETS [] ARE MILLIMETERS.

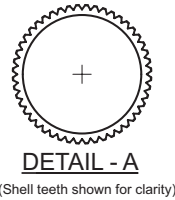
IN-LINE RECEPTACLE SCPT01SV*

SOLDER CONTACTS (MS3111)



SHELL SIZES
8, 10, 12, 14, 16 & 18
0.250±.005
[6.35±0.13]
FOR .125 BAND

SHELL SIZES
20, 22 & 24
0.360±.005
[9.14±0.13]
FOR .240 BAND



SCPT01SV* Environmental, no grommet with integrated backshell

SHELL SIZE	FRONT VIEW		SIDE VIEW							X	
	B ±.020 [±0.51]	S MAX	A ±.003 [±0.08]	G MAX	K ±.008 [±0.2]	L MAX	M +.031 [+0.79] -.000 [-0.00]	W MIN	±.020 [±0.5]		
									.240 BAND	.125 BAND	
8	0.938 [23.83]	0.828 [21.03]	0.471 [11.96]	0.435 [11.05]	0.094 [2.39]	1.125 [28.60]	0.400 [10.16]	0.337 [8.56]	-	0.23 [5.8]	
10	1.062 [26.97]	0.954 [24.23]	0.588 [14.94]	0.560 [14.22]	0.094 [2.39]	1.125 [28.60]	0.400 [10.16]	0.46 [11.68]	-	0.23 [5.8]	
12	1.156 [29.36]	1.047 [26.59]	0.748 [19.00]	0.682 [17.32]	0.094 [2.39]	1.125 [28.60]	0.400 [10.16]	0.569 [14.45]	-	0.23 [5.8]	
14	1.250 [31.75]	1.141 [28.98]	0.873 [22.17]	0.807 [20.50]	0.094 [2.39]	1.125 [28.60]	0.400 [10.16]	0.694 [17.63]	-	0.23 [5.8]	
16	1.344 [34.14]	1.234 [31.34]	0.998 [25.35]	0.932 [23.67]	0.094 [2.39]	1.125 [28.60]	0.400 [10.16]	0.819 [20.80]	-	0.23 [5.8]	
18	1.438 [36.53]	1.328 [33.73]	1.123 [28.52]	1.057 [26.85]	0.094 [2.39]	1.125 [28.60]	0.400 [10.16]	0.919 [23.34]	-	0.23 [5.8]	
20	1.562 [39.67]	1.453 [36.91]	1.248 [31.70]	1.182 [30.02]	0.115 [2.92]	1.400 [35.56]	0.535 [13.59]	1.044 [26.52]	0.21 [5.3]	-	
22	1.688 [42.88]	1.578 [40.08]	1.373 [34.87]	1.307 [33.20]	0.115 [2.92]	1.400 [35.56]	0.535 [13.59]	1.169 [29.69]	0.21 [5.3]	-	
24	1.812 [46.02]	1.703 [43.26]	1.498 [38.05]	1.432 [36.37]	0.115 [2.92]	1.425 [36.19]	0.568 [14.43]	1.294 [32.87]	0.23 [5.8]	-	

DIMENSIONS IN BRACKETS [] ARE MILLIMETERS

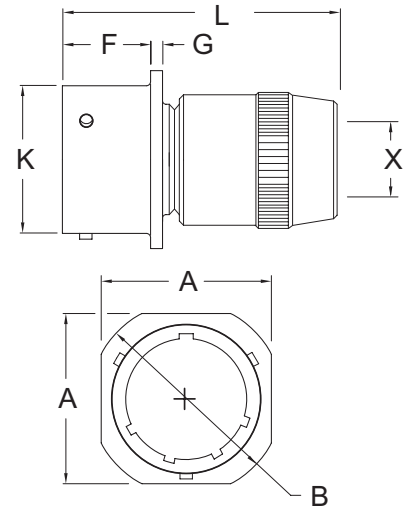
SCPT01W* IN-LINE RECEPTACLE

SOLDER CONTACTS

SCPT01W* Environmental, with gland seal

SHELL SIZE	A	B	F	G	K	L	X	
	MAX.	± 0.020 [±0.51]	$+0.031$ -0.000 [+0.79] [-0.00]	± 0.016 [±0.41]	± 0.003 [±0.08]	MAX.	MIN. CLOSED I.D.	MAX. FREE I.D.
8	.828 [21.03]	.938 [23.83]	.400 [10.16]	.094 [2.39]	.471 [11.96]	1.705 [43.31]	.168 [4.27]	.230 [5.84]
10	.954 [24.23]	1.062 [26.97]	.400 [10.16]	.094 [2.39]	.588 [14.94]	1.705 [43.31]	.205 [5.21]	.312 [7.92]
12	1.047 [26.59]	1.156 [29.36]	.400 [10.16]	.094 [2.39]	.748 [19.00]	1.848 [46.94]	.338 [8.59]	.442 [11.23]
14	1.141 [28.98]	1.250 [31.75]	.400 [10.16]	.094 [2.39]	.873 [22.17]	2.040 [51.82]	.416 [10.57]	.539 [13.69]
16	1.234 [31.34]	1.344 [34.14]	.400 [10.16]	.094 [2.39]	.998 [25.35]	2.256 [57.30]	.550 [13.97]	.616 [15.65]
18	1.328 [33.73]	1.438 [36.53]	.400 [10.16]	.094 [2.39]	1.123 [28.52]	2.486 [63.14]	.600 [15.24]	.672 [17.07]
20	1.453 [36.91]	1.562 [39.67]	.535 [13.59]	.115 [2.92]	1.248 [31.70]	2.922 [74.22]	.635 [16.13]	.747 [18.97]
22	1.578 [40.08]	1.688 [42.88]	.535 [13.59]	.115 [2.92]	1.373 [34.87]	3.086 [78.38]	.670 [17.02]	.846 [21.49]
24	1.703 [43.26]	1.812 [46.02]	.568 [14.43]	.115 [2.92]	1.498 [38.05]	3.310 [84.07]	.740 [18.80]	.894 [22.71]

DIMENSIONS IN BRACKETS [] ARE MILLIMETERS.



2B

SCPT02A* BOX MOUNT RECEPTACLE

SCPT02E* BOX MOUNT RECEPTACLE

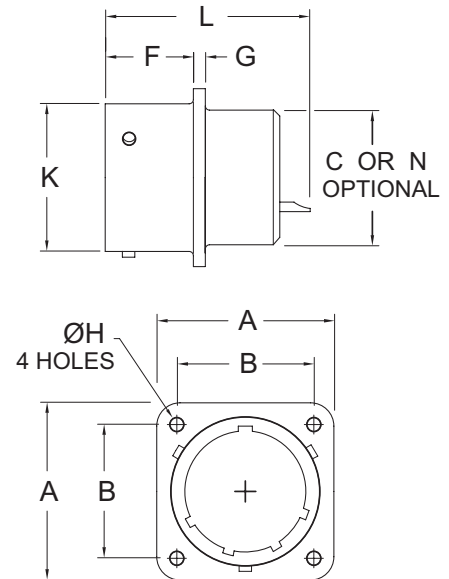
SOLDER CONTACTS

SCPT02A* Non-environmental

SCPT02E* Environmental

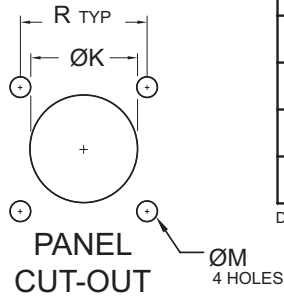
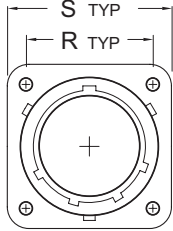
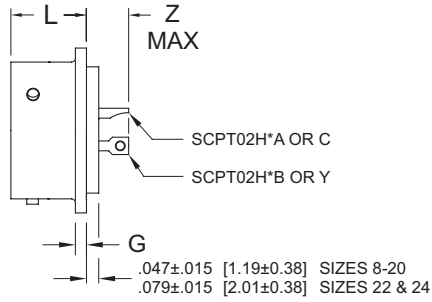
SHELL SIZE	A	B	C	F	G	H	K	L	N
	MAX.	T.P.	± 0.015 [±0.38]	$+0.031$ -0.000 [+0.79] [-0.00]	± 0.016 [±0.41]	± 0.005 [±0.13]	± 0.003 [±0.08]	MAX.	THREAD CLASS 2A OPTIONAL
8	.828 [21.03]	.594 [15.09]	.438 [11.13]	.431 [10.95]	.062 [1.57]	.120 [3.05]	.471 [11.96]	.978 [24.84]	.4375-28 UNEF
10	.954 [24.23]	.719 [18.26]	.562 [14.27]	.431 [10.95]	.062 [1.57]	.120 [3.05]	.588 [14.94]	.978 [24.84]	.5625-24 UNEF
12	1.047 [26.59]	.812 [20.62]	.688 [17.48]	.431 [10.95]	.062 [1.57]	.120 [3.05]	.748 [19.00]	.978 [24.84]	.6875-24 UNEF
14	1.141 [28.98]	.906 [23.01]	.812 [20.62]	.431 [10.95]	.062 [1.57]	.120 [3.05]	.873 [22.17]	.978 [24.84]	.8125-20 UNEF
16	1.234 [31.34]	.969 [24.61]	.938 [23.83]	.431 [10.95]	.062 [1.57]	.120 [3.05]	.998 [25.35]	.978 [24.84]	.9375-20 UNEF
18	1.328 [33.73]	1.062 [26.97]	1.062 [26.97]	.431 [10.95]	.062 [1.57]	.120 [3.05]	1.123 [28.52]	.978 [24.84]	1.0625-18 UNEF
20	1.453 [36.91]	1.156 [29.36]	1.188 [30.18]	.556 [14.12]	.094 [2.39]	.120 [3.05]	1.248 [31.70]	1.196 [30.38]	1.1875-18 UNEF
22	1.578 [40.08]	1.250 [31.75]	1.312 [33.32]	.556 [14.12]	.094 [2.39]	.120 [3.05]	1.373 [34.87]	1.196 [30.38]	1.3125-18 UNEF
24	1.703 [43.26]	1.375 [34.92]	1.438 [36.53]	.589 [14.96]	.094 [2.39]	.147 [3.73]	1.498 [38.05]	1.196 [30.38]	1.4375-18 UNEF

DIMENSIONS IN BRACKETS [] ARE MILLIMETERS.



BOX MOUNT HERMETIC RECEPTACLE SCPT02H*

SOLDER CONTACTS



SCPT02H*A OR C Hermetic, with solder cup contacts
SCPT02H*B OR Y Hermetic, with eyelet contacts

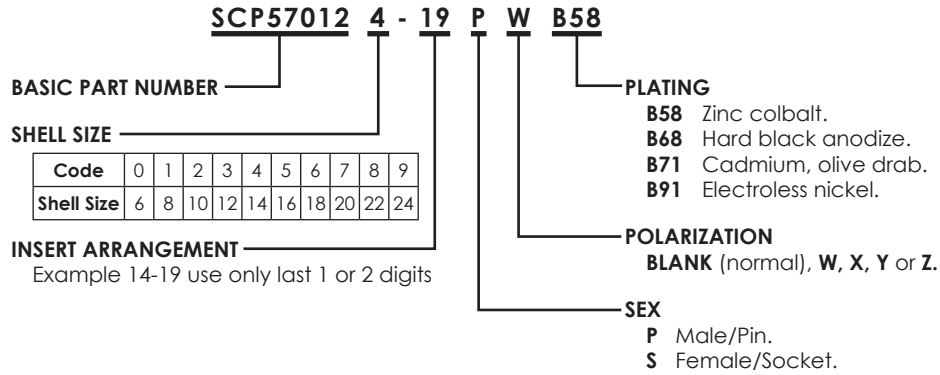
SHELL SIZE	G ±.016 [±0.41]	K ±.005 [±0.13]	L +.025 -.015 [+0.64] [-0.38]	ØM ±.010 [±0.25]	R TYP	S MAX	Z MAX
8	.062 [1.57]	.568 [14.43]	.494 [12.55]	.120 [3.05]	.594 [15.09]	.828 [21.03]	.344 [8.74]
10	.062 [1.57]	.685 [17.40]	.494 [12.55]	.120 [3.05]	.719 [18.26]	.954 [24.23]	.344 [8.74]
12	.062 [1.57]	.864 [21.95]	.494 [12.55]	.120 [3.05]	.812 [20.62]	1.047 [26.59]	.344 [8.74]
14	.062 [1.57]	.989 [25.12]	.494 [12.55]	.120 [3.05]	.906 [23.01]	1.141 [28.98]	.344 [8.74]
16	.062 [1.57]	1.113 [28.27]	.494 [12.55]	.120 [3.05]	.969 [24.61]	1.234 [31.34]	.344 [8.74]
18	.062 [1.57]	1.238 [31.45]	.494 [12.55]	.120 [3.05]	1.062 [26.97]	1.328 [33.73]	.344 [8.74]
20	.062 [1.57]	1.363 [34.62]	.556 [14.12]	.120 [3.05]	1.156 [29.36]	1.453 [36.91]	.344 [8.74]
22	.062 [1.57]	1.488 [37.80]	.556 [14.12]	.120 [3.05]	1.250 [31.75]	1.578 [40.08]	.377 [9.58]
24	.062 [1.57]	1.615 [41.02]	.588 [14.94]	.147 [3.73]	1.375 [34.92]	1.703 [43.26]	.377 [9.58]

DIMENSIONS IN BRACKETS [] ARE MILLIMETERS.

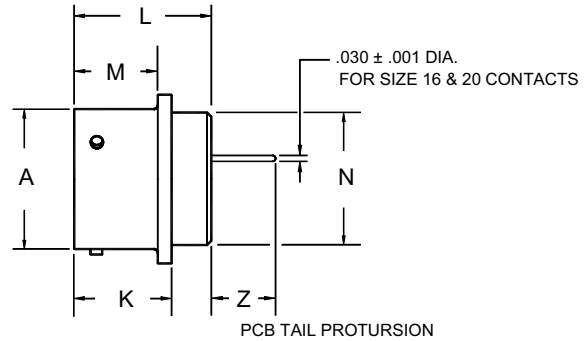
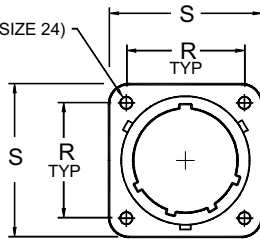
SCP57012* BOX MOUNT RECEPTACLE

PCB CONTACTS

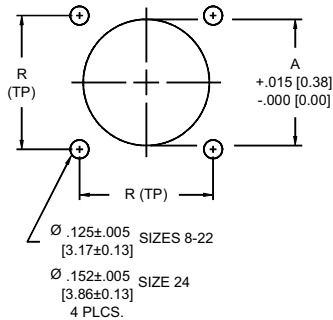
2B



4 HOLES
 .120 ± .005 DIA
 (.147 ± .005 DIA. SIZE 24)



PANEL CUT-OUT DIMENSIONS



WALL & BOX MOUNTING RECEPTACLES

Square flange receptacles are normally front panel mounted, using dimensions indicated. Hole location "R" is true position and is located within .005 dia. of (TP).

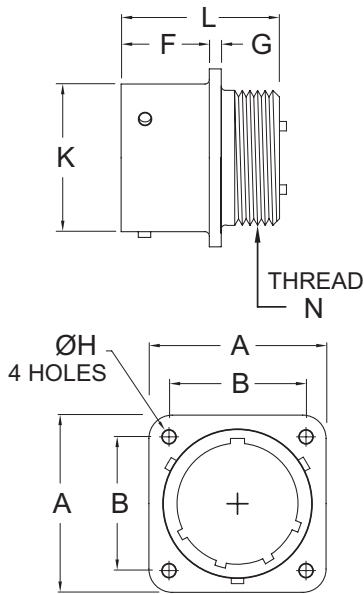
SHELL SIZE	PART NUMBER	A +.001 -.005 [+0.03 -0.13]	K +.021 -.010 [+0.53 -0.25]	L Max.	M +.010 -.000 [+0.25 -0.00]	N Dia. Max.	R (TP)	S +.011 -.010 [+0.28 -0.25]	Z +.040 -.050 [+1.02 -1.27] SIZE 16 & 20 CONTACTS	A	R
6	SCP570120-XXX	0.348 [8.84]	0.493 [12.52]	0.825 [20.96]	0.431 [10.95]	0.323 [8.20]	0.469 [11.91]	0.688 [17.48]	0.380 [9.65]	-	-
8	SCP570121-XXX	0.473 [12.01]	0.493 [12.52]	0.825 [20.96]	0.431 [10.95]	0.449 [11.40]	0.594 [15.09]	0.812 [20.62]	0.380 [9.65]	.479 [12.17]	.594 [15.09]
10	SCP570122-XXX	0.590 [14.99]	0.493 [12.52]	0.825 [20.96]	0.431 [10.95]	0.573 [14.55]	0.719 [18.26]	0.938 [23.83]	0.380 [9.65]	.603 [15.32]	.719 [18.26]
12	SCP570123-XXX	0.750 [19.05]	0.493 [12.52]	0.825 [20.96]	0.431 [10.95]	0.699 [17.75]	0.812 [20.62]	1.031 [26.19]	0.380 [9.65]	.730 [18.54]	.812 [20.62]
14	SCP570124-XXX	0.875 [22.23]	0.493 [12.52]	0.825 [20.96]	0.431 [10.95]	0.823 [20.90]	0.906 [23.01]	1.125 [28.58]	0.380 [9.65]	.855 [21.72]	.906 [23.01]
16	SCP570125-XXX	1.000 [25.40]	0.493 [12.52]	0.825 [20.96]	0.431 [10.95]	0.949 [24.10]	0.969 [24.61]	1.219 [30.96]	0.380 [9.65]	.979 [24.87]	.969 [24.61]
18	SCP570126-XXX	1.125 [28.58]	0.493 [12.52]	0.825 [20.96]	0.431 [10.95]	1.073 [27.25]	1.062 [26.97]	1.312 [33.32]	0.380 [9.65]	1.103 [28.02]	1.062 [26.97]
20	SCP570127-XXX	1.250 [31.75]	0.650 [16.51]	1.076 [27.33]	0.556 [14.12]	1.199 [30.45]	1.156 [29.36]	1.438 [36.53]	0.286 [7.26]	1.223 [31.06]	1.156 [29.36]
22	SCP570128-XXX	1.375 [34.93]	0.650 [16.51]	1.076 [27.33]	0.556 [14.12]	1.323 [33.60]	1.250 [31.75]	1.562 [39.67]	0.286 [7.26]	1.350 [34.29]	1.250 [31.75]
24	SCP570129-XXX	1.500 [38.10]	0.683 [17.35]	1.109 [28.17]	0.589 [14.96]	1.449 [36.80]	1.375 [34.93]	1.688 [42.88]	0.253 [6.43]	1.479 [37.57]	1.375 [34.93]

Dimensions in brackets [] are in millimeters
 All dimensions are for reference only

WALL MOUNT RECEPTACLE SCPT03A*

WALL MOUNT RECEPTACLE SCPT03E*

SOLDER CONTACTS



SCPT03A*
SCPT03E*

Non-environmental, less backshell
Environmental, less backshell

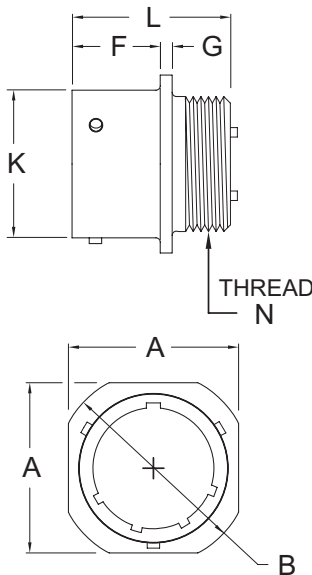
SHELL SIZE	A MAX.	B T.P.	F +.031 -.000 [+0.79] [-0.00]	G ±.016 [±0.41]	H ±.005 [±0.13]	K ±.003 [±0.08]	L MAX.	N THREAD CLASS 2A
8	.828 [21.03]	.594 [15.09]	.431 [10.95]	.062 [1.57]	.120 [3.05]	.471 [11.96]	.926 [23.52]	.4375-28 UNEF
10	.954 [24.23]	.719 [18.26]	.431 [10.95]	.062 [1.57]	.120 [3.05]	.588 [14.94]	.926 [23.52]	.5625-24 UNEF
12	1.047 [26.59]	.812 [20.62]	.431 [10.95]	.062 [1.57]	.120 [3.05]	.748 [19.00]	.926 [23.52]	.6875-24 UNEF
14	1.141 [28.98]	.906 [23.01]	.431 [10.95]	.062 [1.57]	.120 [3.05]	.873 [22.17]	.926 [23.52]	.8125-20 UNEF
16	1.234 [31.34]	.969 [24.61]	.431 [10.95]	.062 [1.57]	.120 [3.05]	.998 [25.35]	.926 [23.52]	.9375-20 UNEF
18	1.328 [33.73]	1.062 [26.97]	.431 [10.95]	.062 [1.57]	.120 [3.05]	1.123 [28.52]	.926 [23.52]	1.0625-18 UNEF
20	1.453 [36.91]	1.156 [29.36]	.556 [14.12]	.094 [2.39]	.120 [3.05]	1.248 [31.70]	1.144 [29.06]	1.1875-18 UNEF
22	1.578 [40.08]	1.250 [31.75]	.556 [14.12]	.094 [2.39]	.120 [3.05]	1.373 [34.87]	1.144 [29.06]	1.3125-18 UNEF
24	1.703 [43.26]	1.375 [34.92]	.589 [14.96]	.094 [2.39]	.147 [3.73]	1.498 [38.05]	1.177 [29.90]	1.4375-18 UNEF

DIMENSIONS IN BRACKETS [] ARE MILLIMETERS.

IN-LINE RECEPTACLE SCPT04A*

IN-LINE RECEPTACLE SCPT04E*

SOLDER CONTACTS



SCPT04A*
SCPT04E*

Non-environmental, less backshell
Environmental, less backshell

SHELL SIZE	A MAX.	B ±.020 [±0.51]	F +.031 -.000 [+0.79] [-0.00]	G ±.016 [±0.41]	K ±.003 [±0.08]	L MAX.	N THREAD CLASS 2A
8	.828 [21.03]	.938 [23.83]	.400 [10.16]	.094 [2.39]	.471 [11.96]	.926 [23.52]	.4375-28 UNEF
10	.954 [24.23]	1.062 [26.97]	.400 [10.16]	.094 [2.39]	.588 [14.94]	.926 [23.52]	.5625-24 UNEF
12	1.047 [26.59]	1.156 [29.36]	.400 [10.16]	.094 [2.39]	.748 [19.00]	.926 [23.52]	.6875-24 UNEF
14	1.141 [28.98]	1.250 [31.75]	.400 [10.16]	.094 [2.39]	.873 [22.17]	.926 [23.52]	.8125-20 UNEF
16	1.234 [31.34]	1.344 [34.14]	.400 [10.16]	.094 [2.39]	.998 [25.35]	.926 [23.52]	.9375-20 UNEF
18	1.328 [33.73]	1.438 [36.53]	.400 [10.16]	.094 [2.39]	1.123 [28.52]	.926 [23.52]	1.0625-18 UNEF
20	1.453 [36.91]	1.562 [39.67]	.535 [13.59]	.115 [2.92]	1.248 [31.70]	1.144 [29.06]	1.1875-18 UNEF
22	1.578 [40.08]	1.688 [42.88]	.535 [13.59]	.115 [2.92]	1.373 [34.87]	1.144 [29.06]	1.3125-18 UNEF
24	1.703 [43.26]	1.812 [46.02]	.568 [14.43]	.115 [2.92]	1.498 [38.05]	1.177 [29.90]	1.4375-18 UNEF

DIMENSIONS IN BRACKETS [] ARE MILLIMETERS.

SCPT05A* **STRAIGHT PLUG**

SCPT05E* **STRAIGHT PLUG**

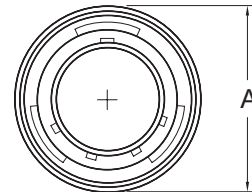
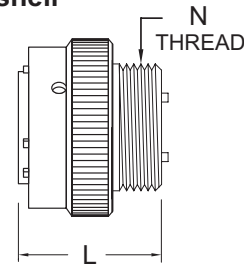
SOLDER CONTACTS

SCPT(G)05A* Non-environmental, less backshell

SCPT(G)05E* Environmental, less backshell

SHELL SIZE	A MAX.	L MAX.	N THREAD CLASS 2A
8	.782 [19.86]	.875 [22.23]	.4375-28 UNEF
10	.926 [23.52]	.875 [22.23]	.5625-24 UNEF
12	1.043 [26.49]	.875 [22.23]	.6875-24 UNEF
14	1.183 [30.05]	.875 [22.23]	.8125-20 UNEF
16	1.305 [33.15]	.875 [22.23]	.9375-20 UNEF
18	1.391 [35.33]	.875 [22.23]	1.0625-18 UNEF
20	1.531 [38.89]	1.031 [26.19]	1.1875-18 UNEF
22	1.656 [42.06]	1.031 [26.19]	1.3125-18 UNEF
24	1.777 [45.14]	1.031 [26.19]	1.4375-18 UNEF

DIMENSIONS IN BRACKETS [] ARE MILLIMETERS.



2B

SCPT06A* **STRAIGHT PLUG**

SCPT06D* **STRAIGHT PLUG**

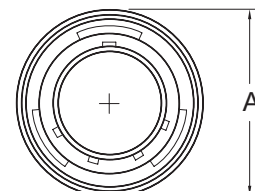
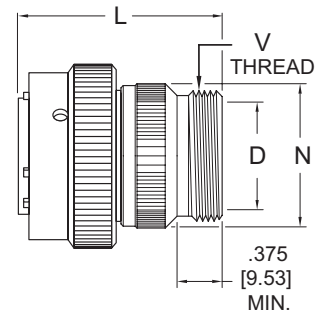
SOLDER CONTACTS

SCPT(G)06A* Non-environmental, with threaded backshell

SCPT(G)06D* Environmental, with grommet & threaded backshell

SHELL SIZE	A MAX.	D MIN.	L MAX.	N MAX.	V THREAD CLASS 2A
8	.782 [19.86]	.297 [7.54]	1.328 [33.73]	.590 [14.99]	.5000-28 UNEF
10	.926 [23.52]	.421 [10.69]	1.328 [33.73]	.717 [18.21]	.6250-24 UNEF
12	1.043 [26.49]	.546 [13.87]	1.328 [33.73]	.834 [21.18]	.7500-20 UNEF
14	1.183 [30.05]	.663 [16.84]	1.328 [33.73]	.970 [24.64]	.8750-20 UNEF
16	1.305 [33.15]	.787 [19.99]	1.328 [33.73]	1.088 [27.64]	1.0000-20 UNEF
18	1.391 [35.33]	.879 [22.33]	1.328 [33.73]	1.216 [30.89]	1.1875-18 UNEF
20	1.531 [38.89]	1.014 [25.76]	1.453 [36.91]	1.332 [33.83]	1.1875-18 UNEF
22	1.656 [42.06]	1.135 [28.83]	1.453 [36.91]	1.460 [37.08]	1.4375-18 UNEF
24	1.777 [45.14]	1.259 [31.98]	1.510 [38.35]	1.585 [40.26]	1.4375-18 UNEF

DIMENSIONS IN BRACKETS [] ARE MILLIMETERS.

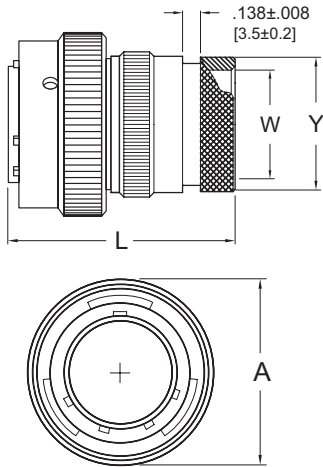


STRAIGHT PLUG SCPT06AG*

STRAIGHT PLUG SCPT06G*

SOLDER CONTACTS

SCPT(G)06AG* Non-environmental, with shrink boot adapter (1 piece)
SCPT(G)06G* Environmental, with grommet & shrink boot adapter (1 piece)



SHELL SIZE	A MAX.	L MAX.	W MIN.	Y MAX.
8	.782 [19.86]	1.969 [50.01]	.278 [7.06]	.533 [13.54]
10	.926 [23.52]	1.969 [50.01]	.390 [9.91]	.604 [15.34]
12	1.043 [26.49]	1.969 [50.01]	.496 [12.60]	.767 [19.48]
14	1.183 [30.05]	1.969 [50.01]	.626 [15.90]	.839 [21.31]
16	1.305 [33.15]	1.969 [50.01]	.756 [19.20]	.965 [24.51]
18	1.391 [35.33]	1.969 [50.01]	.823 [20.90]	1.041 [26.44]
20	1.531 [38.89]	2.047 [51.99]	.933 [23.70]	1.211 [30.76]
22	1.656 [42.06]	2.047 [51.99]	1.047 [26.59]	1.348 [34.24]
24	1.777 [45.14]	2.047 [51.99]	1.154 [29.31]	1.436 [36.47]

DIMENSIONS IN BRACKETS [] ARE MILLIMETERS.

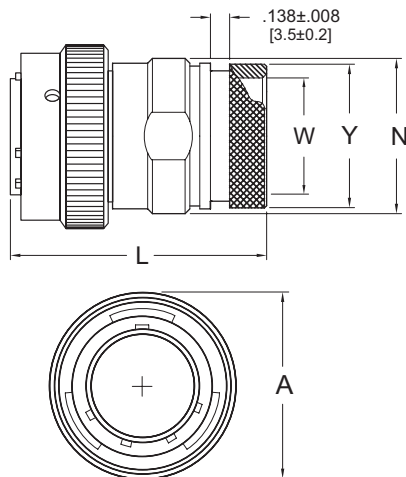
STRAIGHT PLUG SCPT06AG2G*

STRAIGHT PLUG SCPT06G2G*

SOLDER CONTACTS

SCPT(G)06AG2G* Non-environmental, with shrink boot adapter (2 piece)

SCPT(G)06G2G* Environmental, with grommet & shrink boot adapter (2 piece)



SHELL SIZE	A MAX.	L MAX.	N MAX.	W MIN.	Y MAX.
8	.782 [19.86]	1.900 [48.26]	.730 [18.54]	.278 [7.06]	.533 [13.54]
10	.926 [23.52]	1.900 [48.26]	.793 [20.14]	.390 [9.91]	.604 [15.34]
12	1.043 [26.49]	2.000 [50.80]	.918 [23.32]	.496 [12.60]	.767 [19.48]
14	1.183 [30.05]	2.000 [50.80]	1.043 [26.49]	.626 [15.90]	.839 [21.31]
16	1.305 [33.15]	2.000 [50.80]	1.167 [29.64]	.746 [18.95]	.965 [24.51]
18	1.391 [35.33]	2.000 [50.80]	1.293 [32.84]	.823 [20.90]	1.042 [26.47]
20	1.531 [38.89]	2.314 [58.78]	1.418 [36.02]	.933 [23.70]	1.211 [30.76]
22	1.656 [42.06]	2.314 [58.78]	1.480 [37.59]	1.047 [26.59]	1.348 [34.24]
24	1.777 [45.14]	2.314 [58.78]	1.668 [42.37]	1.154 [29.31]	1.436 [36.47]

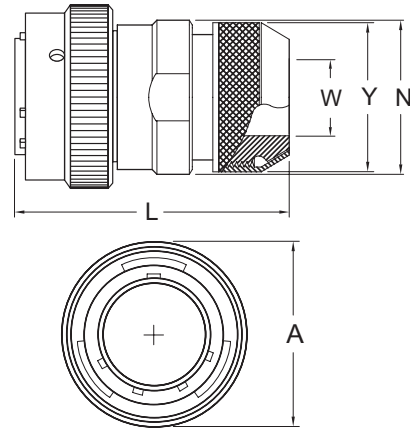
DIMENSIONS IN BRACKETS [] ARE MILLIMETERS.

SCPT(G)06ASB* Non-environmental, with EMI/RFI backshell (2 piece)

SCPT(G)06SB* Environmental, with grommet & EMI/RFI backshell (2 piece)

SHELL SIZE	A MAX.	L MAX.	N MAX.	W MIN.	Y MAX.
8	.782 [19.86]	2.126 [54.00]	.730 [18.54]	.278 [7.06]	.642 [16.31]
10	.926 [23.52]	2.126 [54.00]	.793 [20.14]	.390 [9.91]	.720 [18.29]
12	1.043 [26.49]	2.126 [54.00]	.918 [23.32]	.496 [12.60]	.878 [22.30]
14	1.183 [30.05]	2.126 [54.00]	1.043 [26.49]	.626 [15.90]	.996 [25.30]
16	1.305 [33.15]	2.126 [54.00]	1.167 [29.64]	.746 [18.95]	1.114 [28.30]
18	1.391 [35.33]	2.126 [54.00]	1.293 [32.84]	.823 [20.90]	1.272 [32.31]
20	1.531 [38.89]	2.405 [61.09]	1.418 [36.02]	.933 [23.70]	1.350 [34.29]
22	1.656 [42.06]	2.405 [61.09]	1.480 [37.59]	1.047 [26.59]	1.508 [38.30]
24	1.777 [45.14]	2.465 [62.61]	1.688 [42.88]	1.154 [29.31]	1.626 [41.30]

DIMENSIONS IN BRACKETS [] ARE MILLIMETERS.

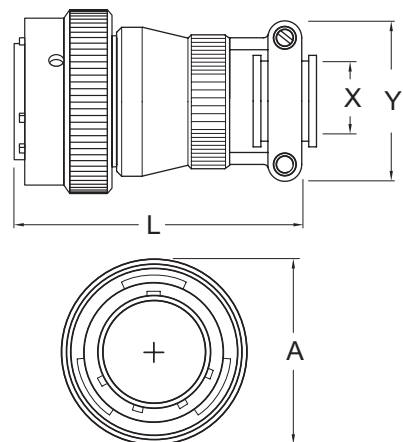


SCPT(G)06B* Non-environmental, with strain relief

SCPT(G)06F* Environmental, with grommet & strain relief

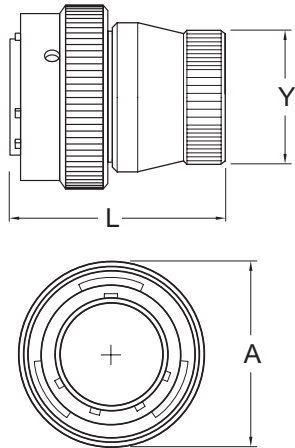
SHELL SIZE	A MAX.	L MAX.	X MIN.	Y MAX.
8	.782 [19.86]	1.906 [48.41]	.234 [5.94]	.828 [21.03]
10	.926 [23.52]	1.906 [48.41]	.297 [7.54]	.891 [22.63]
12	1.043 [26.49]	1.906 [48.41]	.422 [10.72]	1.016 [25.81]
14	1.183 [30.05]	1.906 [48.41]	.547 [13.89]	1.141 [28.98]
16	1.305 [33.15]	2.047 [51.99]	.609 [15.47]	1.203 [30.56]
18	1.391 [35.33]	2.178 [55.32]	.734 [18.64]	1.469 [37.31]
20	1.531 [38.89]	2.250 [57.15]	.734 [18.64]	1.469 [37.31]
22	1.656 [42.06]	2.250 [57.15]	.922 [23.42]	1.656 [42.06]
24	1.777 [45.14]	2.312 [58.72]	.984 [24.99]	1.750 [44.45]

DIMENSIONS IN BRACKETS [] ARE MILLIMETERS.



STRAIGHT PLUG SCPT06E*

SOLDER CONTACTS



SCPT(G)06E*

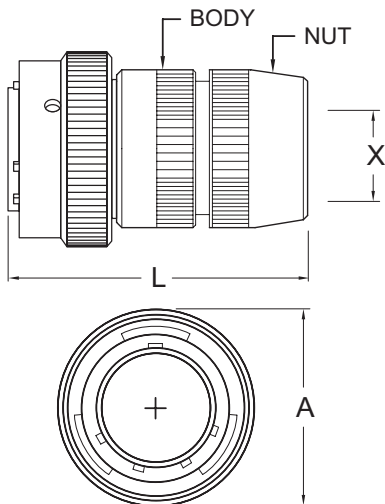
Environmental, with grommet nut

SHELL SIZE	A MAX.	L MAX.	Y DIA. MAX. O.D.
8	.782 [19.86]	1.328 [33.73]	.608 [15.44]
10	.926 [23.52]	1.328 [33.73]	.734 [18.64]
12	1.043 [26.49]	1.328 [33.73]	.858 [21.79]
14	1.183 [30.05]	1.328 [33.73]	.984 [24.99]
16	1.305 [33.15]	1.328 [33.73]	1.110 [28.19]
18	1.391 [35.33]	1.328 [33.73]	1.234 [31.34]
20	1.531 [38.89]	1.453 [36.91]	1.360 [34.54]
22	1.656 [42.06]	1.453 [36.91]	1.484 [37.69]
24	1.777 [45.14]	1.510 [38.35]	1.610 [40.89]

DIMENSIONS IN BRACKETS [] ARE MILLIMETERS.

STRAIGHT PLUG SCPT06J*

SOLDER CONTACTS



SCPT(G)06J*

Environmental, with cable sealing gland

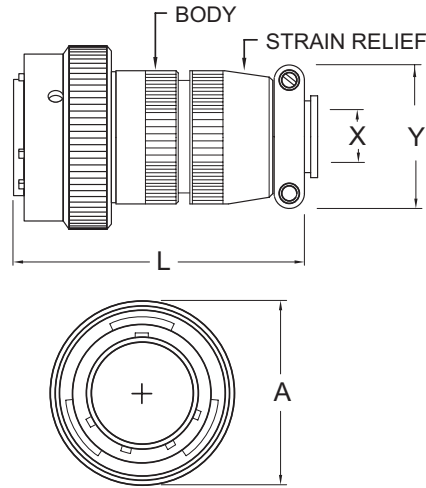
SHELL SIZE	A MAX.	L MAX.	X	
			MIN. CLOSED I.D.	MAX. FREE I.D.
8	.782 [19.86]	1.693 [43.00]	.168 [4.27]	.230 [5.84]
10	.926 [23.52]	1.693 [43.00]	.205 [5.21]	.312 [7.92]
12	1.043 [26.49]	1.833 [46.56]	.338 [8.59]	.442 [11.23]
14	1.183 [30.05]	2.021 [51.33]	.416 [10.57]	.539 [13.69]
16	1.305 [33.15]	2.225 [56.52]	.550 [13.97]	.616 [15.65]
18	1.391 [35.33]	2.422 [61.52]	.600 [15.24]	.672 [17.07]
20	1.531 [38.89]	2.813 [71.45]	.635 [16.13]	.747 [18.97]
22	1.656 [42.06]	2.969 [75.41]	.670 [17.02]	.846 [21.49]
24	1.777 [45.14]	3.153 [80.09]	.740 [18.80]	.894 [22.71]

DIMENSIONS IN BRACKETS [] ARE MILLIMETERS.

SCPT(G)06JF*
Environmental, for cable sealing
with strain relief

SHELL SIZE	A MAX.	L MAX.	X		Y MAX.
			MIN. CLOSED I.D.	MAX. FREE I.D.	
8	.782 [19.86]	2.271 [57.68]	.168 [4.27]	.230 [5.84]	.828 [21.03]
10	.926 [23.52]	2.271 [57.68]	.205 [5.21]	.312 [7.92]	.891 [22.63]
12	1.043 [26.49]	2.411 [61.24]	.338 [8.59]	.442 [11.23]	1.016 [25.81]
14	1.183 [30.05]	2.599 [66.01]	.416 [10.57]	.539 [13.69]	1.141 [28.98]
16	1.305 [33.15]	2.943 [74.75]	.550 [13.97]	.616 [15.65]	1.203 [30.56]
18	1.391 [35.33]	3.172 [80.57]	.600 [15.24]	.672 [17.07]	1.469 [37.31]
20	1.531 [38.89]	3.610 [91.69]	.635 [16.13]	.747 [18.97]	1.469 [37.31]
22	1.656 [42.06]	3.766 [95.66]	.670 [17.02]	.846 [21.49]	1.656 [42.06]
24	1.777 [45.14]	3.985 [101.22]	.740 [18.80]	.894 [22.71]	1.750 [44.45]

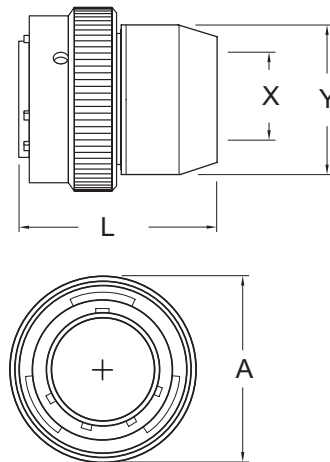
DIMENSIONS IN BRACKETS [] ARE MILLIMETERS.



SCPT(G)06P*
Environmental, with potting form

SHELL SIZE	A MAX.	L MAX.	X DIA. MIN. I.D.	Y DIA. MAX. O.D.
8	.782 [19.86]	1.500 [38.10]	.317 [8.05]	.608 [15.44]
10	.926 [23.52]	1.500 [38.10]	.434 [11.02]	.734 [18.64]
12	1.043 [26.49]	1.500 [38.10]	.548 [13.92]	.858 [21.79]
14	1.183 [30.05]	1.500 [38.10]	.673 [17.09]	.984 [24.99]
16	1.305 [33.15]	1.500 [38.10]	.798 [20.27]	1.110 [28.19]
18	1.391 [35.33]	1.500 [38.10]	.899 [22.83]	1.234 [31.34]
20	1.531 [38.89]	1.609 [40.87]	1.024 [26.01]	1.360 [34.54]
22	1.656 [42.06]	1.609 [40.87]	1.149 [29.18]	1.484 [37.69]
24	1.777 [45.14]	1.687 [42.85]	1.274 [32.36]	1.610 [40.89]

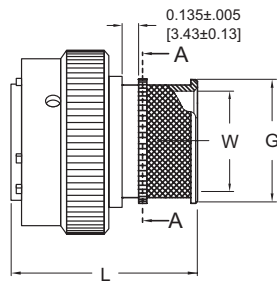
DIMENSIONS IN BRACKETS [] ARE MILLIMETERS.



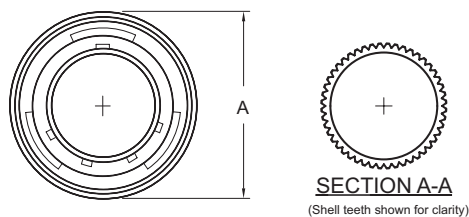
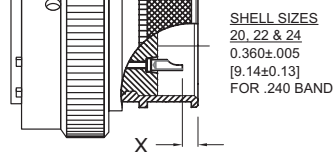
STRAIGHT PLUG SCPT06SV*

STRAIGHT PLUG WITH GROUNDING SPRING SCPTG06SV*

(MS3116) SOLDER CONTACTS



SHELL SIZES
8, 10, 12, 14, 16 & 18
0.250±.005
[6.35±0.13]
FOR .125 BAND



SCPT(G)06SV*

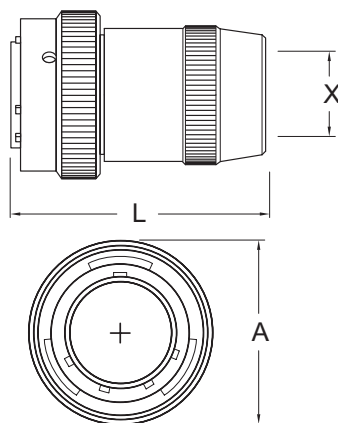
Environmental, no grommet with integrated backshell

SHELL SIZE	FRONT VIEW		SIDE VIEW			
	A	G	L	W	X	
	MAX	MAX	MAX	MIN	±.020 [±0.5]	
8	0.782 [19.86]	0.435 [11.05]	1.425 [36.20]	0.337 [8.56]	-	0.530 [13.5]
10	0.935 [23.52]	0.560 [14.22]	1.425 [36.20]	0.460 [11.68]	-	0.530 [13.5]
12	1.043 [26.49]	0.682 [17.32]	1.425 [36.20]	0.569 [14.45]	-	0.530 [13.5]
14	1.183 [30.05]	0.807 [20.50]	1.425 [36.20]	0.694 [17.63]	-	0.530 [13.5]
16	1.305 [33.15]	0.932 [23.67]	1.425 [36.20]	0.819 [20.80]	-	0.530 [13.5]
18	1.391 [35.33]	1.057 [26.85]	1.425 [36.20]	0.919 [23.34]	-	0.530 [13.5]
20	1.531 [38.89]	1.182 [30.02]	1.650 [41.91]	1.044 [26.52]	0.530 [13.5]	-
22	1.656 [42.06]	1.307 [33.20]	1.650 [41.91]	1.169 [29.69]	0.530 [13.5]	-
24	1.777 [45.14]	1.432 [36.37]	1.650 [41.91]	1.294 [32.87]	0.530 [13.5]	-

DIMENSIONS IN BRACKETS [] ARE MILLIMETERS

STRAIGHT PLUG SCPT06W*

SOLDER CONTACTS



SCPT(G)06W*

Environmental, with gland seal

SHELL SIZE	A MAX.	L MAX.	X	
			MIN. CLOSED I.D.	MAX. FREE I.D.
8	.782 [19.86]	1.705 [43.31]	.168 [4.27]	.230 [5.84]
10	.926 [23.52]	1.705 [43.31]	.205 [5.21]	.312 [7.92]
12	1.043 [26.49]	1.848 [46.94]	.338 [8.59]	.442 [11.23]
14	1.183 [30.05]	2.040 [51.82]	.416 [10.57]	.539 [13.69]
16	1.305 [33.15]	2.256 [57.30]	.550 [13.97]	.616 [15.65]
18	1.391 [35.33]	2.486 [63.14]	.600 [15.24]	.672 [17.07]
20	1.531 [38.89]	2.844 [72.24]	.635 [16.13]	.747 [18.97]
22	1.656 [42.06]	3.000 [76.20]	.670 [17.02]	.846 [21.49]
24	1.777 [45.14]	3.210 [81.53]	.740 [18.80]	.894 [22.71]

DIMENSIONS IN BRACKETS [] ARE MILLIMETERS.

SCPT07AA* JAM NUT RECEPTACLE

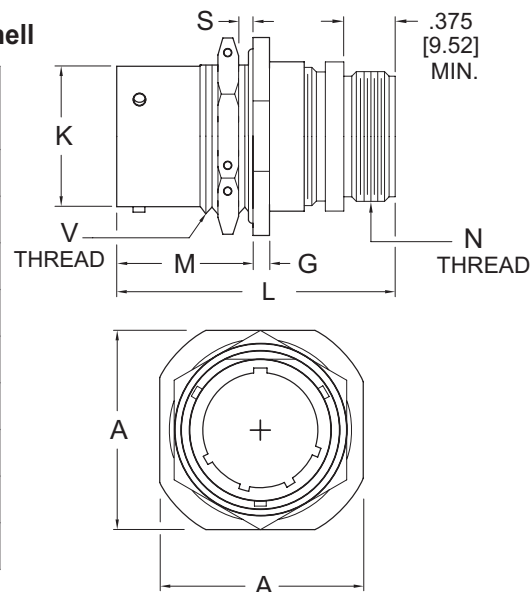
SCPT07EA* JAM NUT RECEPTACLE

SOLDER CONTACTS

SCPT07AA* Non-environmental, with threaded backshell
SCPT07EA* Environmental, with grommet & threaded backshell

SHELL SIZE	A MAX.	G ±.020 [±0.51]	K ±.003 [±0.08]	L MAX.	M ±.010 [±0.25]	N THREAD CLASS 2A	S		V THREAD CLASS 2A
							MIN.	MAX.	
8	.954 [24.23]	.117 [2.97]	.471 [11.96]	1.591 [40.41]	.705 [17.91]	.5000-28 UNEF	.062 [1.57]	.125 [3.17]	.5625-24 UNEF
10	1.078 [27.38]	.117 [2.97]	.588 [14.94]	1.591 [40.41]	.705 [17.91]	.6250-24 UNEF	.062 [1.57]	.125 [3.17]	.6875-24 UNEF
12	1.266 [32.16]	.117 [2.97]	.748 [19.00]	1.591 [40.41]	.705 [17.91]	.7500-20 UNEF	.062 [1.57]	.125 [3.17]	.875-20 UNEF
14	1.391 [35.33]	.117 [2.97]	.873 [22.17]	1.591 [40.41]	.705 [17.91]	.8750-20 UNEF	.062 [1.57]	.125 [3.17]	1.000-20 UNEF
16	1.516 [38.51]	.117 [2.97]	.998 [25.35]	1.591 [40.41]	.705 [17.91]	1.000-20 UNEF	.062 [1.57]	.125 [3.17]	1.125-18 UNEF
18	1.641 [41.68]	.117 [2.97]	1.123 [28.52]	1.591 [40.41]	.705 [17.91]	1.1875-18 UNEF	.062 [1.57]	.125 [3.17]	1.250-18 UNEF
20	1.828 [46.43]	.148 [3.76]	1.248 [31.70]	1.842 [46.79]	.893 [22.68]	1.1875-18 UNEF	.062 [1.57]	.250 [6.35]	1.375-18 UNEF
22	1.954 [49.63]	.148 [3.76]	1.373 [34.87]	1.842 [46.79]	.893 [22.68]	1.4375-18 UNEF	.062 [1.57]	.250 [6.35]	1.500-18 UNEF
24	2.078 [52.78]	.148 [3.76]	1.498 [38.05]	1.910 [48.51]	.926 [23.52]	1.4375-18 UNEF	.062 [1.57]	.250 [6.35]	1.625-18 UNEF

DIMENSIONS IN BRACKETS [] ARE MILLIMETERS.



2B

SCPT07B* JAM NUT RECEPTACLE

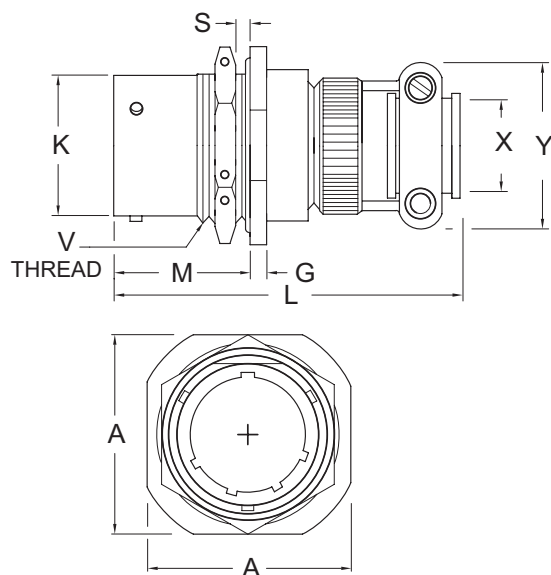
SCPT07F* JAM NUT RECEPTACLE

SOLDER CONTACTS

SCPT07B* Non-environmental, with strain relief
SCPT07F* Environmental, with grommet & strain relief

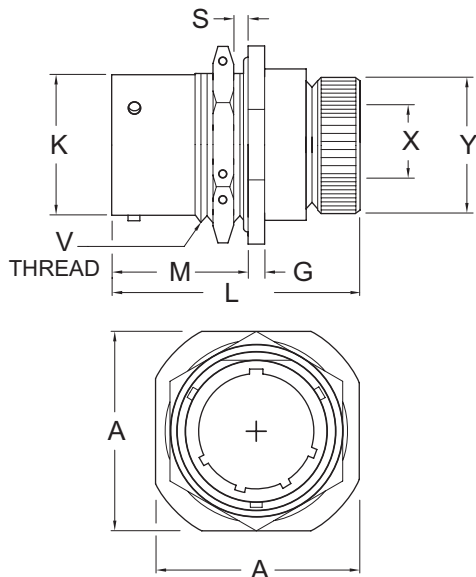
SHELL SIZE	A MAX.	G ±.020 [±0.51]	K ±.003 [±0.08]	L MAX.	M ±.010 [±0.25]	S		V THREAD CLASS 2A	X MIN.	Y MAX.
						MIN.	MAX.			
8	.954 [24.23]	.117 [2.97]	.471 [11.96]	1.906 [48.41]	.705 [17.91]	.062 [1.57]	.125 [3.17]	.5625-24 UNEF	.234 [5.94]	.828 [21.03]
10	1.078 [27.38]	.117 [2.97]	.588 [14.94]	1.906 [48.41]	.705 [17.91]	.062 [1.57]	.125 [3.17]	.6875-24 UNEF	.297 [7.54]	.891 [22.63]
12	1.266 [32.16]	.117 [2.97]	.748 [19.00]	1.906 [48.41]	.705 [17.91]	.062 [1.57]	.125 [3.17]	.875-20 UNEF	.422 [10.72]	1.016 [25.81]
14	1.391 [35.33]	.117 [2.97]	.873 [22.17]	1.906 [48.41]	.705 [17.91]	.062 [1.57]	.125 [3.17]	1.000-20 UNEF	.547 [13.89]	1.141 [28.98]
16	1.516 [38.51]	.117 [2.97]	.998 [25.35]	2.047 [51.99]	.705 [17.91]	.062 [1.57]	.125 [3.17]	1.125-18 UNEF	.609 [15.47]	1.203 [30.56]
18	1.641 [41.68]	.117 [2.97]	1.123 [28.52]	2.078 [52.78]	.705 [17.91]	.062 [1.57]	.125 [3.17]	1.250-18 UNEF	.734 [18.64]	1.469 [37.31]
20	1.828 [46.43]	.148 [3.76]	1.248 [31.70]	2.328 [59.13]	.893 [22.68]	.062 [1.57]	.250 [6.35]	1.375-18 UNEF	.734 [18.64]	1.469 [37.31]
22	1.954 [49.63]	.148 [3.76]	1.373 [34.87]	2.328 [59.13]	.893 [22.68]	.062 [1.57]	.250 [6.35]	1.500-18 UNEF	.922 [23.42]	1.656 [42.06]
24	2.078 [52.78]	.148 [3.76]	1.498 [38.05]	2.453 [62.31]	.926 [23.52]	.062 [1.57]	.250 [6.35]	1.625-18 UNEF	.984 [24.99]	1.750 [44.45]

DIMENSIONS IN BRACKETS [] ARE MILLIMETERS.



JAM NUT RECEPTACLE SCPT07E*

SOLDER CONTACTS



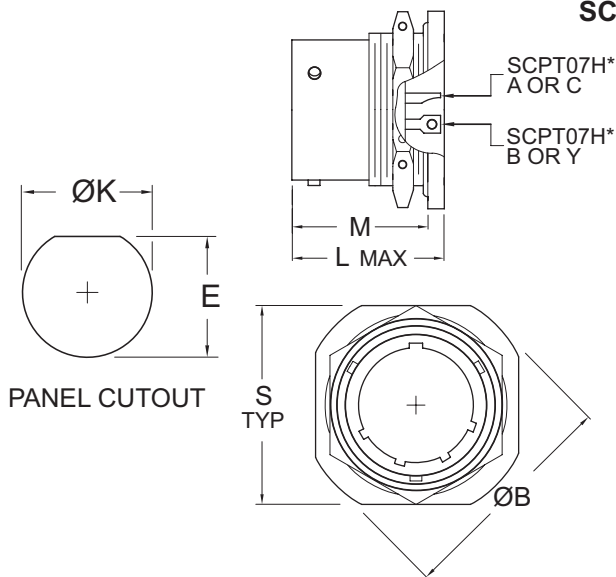
SCPT07E* Environmental, with grommet nut

SHELL SIZE	A MAX.	G ±.020 [±0.51]	K ±.003 [±0.08]	L MAX.	M ±.010 [±0.25]	S		V THREAD CLASS 2A	X DIA. MIN.	Y DIA. MAX. O.D.
						MIN.	MAX.			
8	.954 [24.23]	.117 [2.97]	.471 [11.96]	1.344 [34.14]	.705 [17.91]	.062 [1.57]	.125 [3.17]	.5625-24 UNEF	.259 [6.58]	.750 [19.05]
10	1.078 [27.38]	.117 [2.97]	.588 [14.94]	1.344 [34.14]	.705 [17.91]	.062 [1.57]	.125 [3.17]	.6875-24 UNEF	.359 [9.12]	.875 [22.22]
12	1.266 [32.16]	.117 [2.97]	.748 [19.00]	1.344 [34.14]	.705 [17.91]	.062 [1.57]	.125 [3.17]	.875-20 UNEF	.469 [11.91]	1.000 [25.40]
14	1.391 [35.33]	.117 [2.97]	.873 [22.17]	1.344 [34.14]	.705 [17.91]	.062 [1.57]	.125 [3.17]	1.000-20 UNEF	.589 [14.96]	1.125 [28.57]
16	1.516 [38.51]	.117 [2.97]	.998 [25.35]	1.344 [34.14]	.705 [17.91]	.062 [1.57]	.125 [3.17]	1.125-18 UNEF	.717 [18.21]	1.250 [31.75]
18	1.641 [41.68]	.117 [2.97]	1.123 [28.52]	1.344 [34.14]	.705 [17.91]	.062 [1.57]	.125 [3.17]	1.250-18 UNEF	.779 [19.79]	1.375 [34.92]
20	1.828 [46.43]	.148 [3.76]	1.248 [31.70]	1.594 [40.49]	.893 [22.68]	.062 [1.57]	.250 [6.35]	1.375-18 UNEF	.901 [22.89]	1.531 [38.89]
22	1.954 [49.63]	.148 [3.76]	1.373 [34.87]	1.594 [40.49]	.893 [22.68]	.062 [1.57]	.250 [6.35]	1.500-18 UNEF	1.009 [25.63]	1.656 [42.06]
24	2.078 [52.78]	.148 [3.76]	1.498 [38.05]	1.641 [41.68]	.926 [23.52]	.062 [1.57]	.250 [6.35]	1.625-18 UNEF	1.123 [28.52]	1.781 [45.24]

DIMENSIONS IN BRACKETS [] ARE MILLIMETERS.

JAM NUT HERMETIC RECEPTACLE SCPT07H*

SOLDER CONTACTS



SCPT07H*A OR C Hermetic, with solder cup contacts SCPT07H*B OR Y Hermetic, with eyelet contacts

SHELL SIZE	B +.016 -.015 [+0.41] [-0.38]	E ±.005 [±0.13]	ØK ±.005 [±0.13]	L MAX.	M +.031 -.000 [+0.79] [-0.00]	S +.016 -.015 [+0.41] [-0.38]
10	1.187 [30.15]	.661 [16.79]	.697 [17.70]	.833 [21.16]	.696 [17.68]	1.063 [27.00]
12	1.346 [34.19]	.824 [20.93]	.895 [22.73]	.833 [21.16]	.696 [17.68]	1.125 [28.58]
14	1.500 [38.10]	.948 [24.08]	1.010 [25.65]	.833 [21.16]	.696 [17.68]	1.375 [34.93]
16	1.625 [41.27]	1.072 [27.23]	1.135 [28.83]	.833 [21.16]	.696 [17.68]	1.500 [38.10]
18	1.750 [44.45]	1.197 [30.40]	1.260 [32.00]	.833 [21.16]	.696 [17.68]	1.625 [41.27]
20	1.938 [49.23]	1.322 [33.58]	1.385 [35.18]	1.006 [25.55]	.884 [22.45]	1.812 [46.02]
22	2.063 [52.40]	1.447 [36.75]	1.510 [38.35]	1.006 [25.55]	.884 [22.45]	1.938 [49.23]
24	2.187 [55.55]	1.572 [39.93]	1.635 [41.53]	.996 [25.30]	.917 [23.29]	2.063 [52.40]

DIMENSIONS IN BRACKETS [] ARE MILLIMETERS.

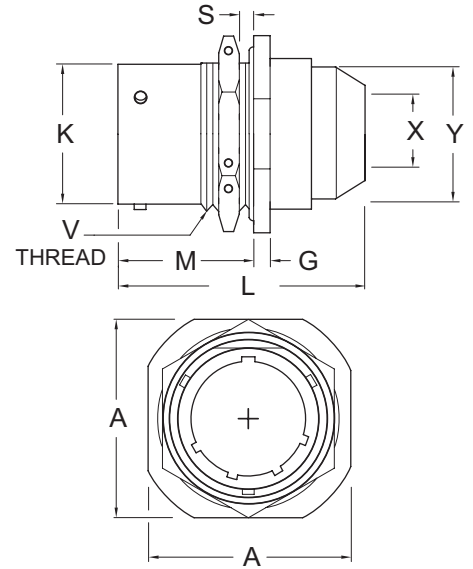
SCPT07P* JAM NUT RECEPTACLE

SOLDER CONTACTS

SCPT07P* Environmental, with potting form

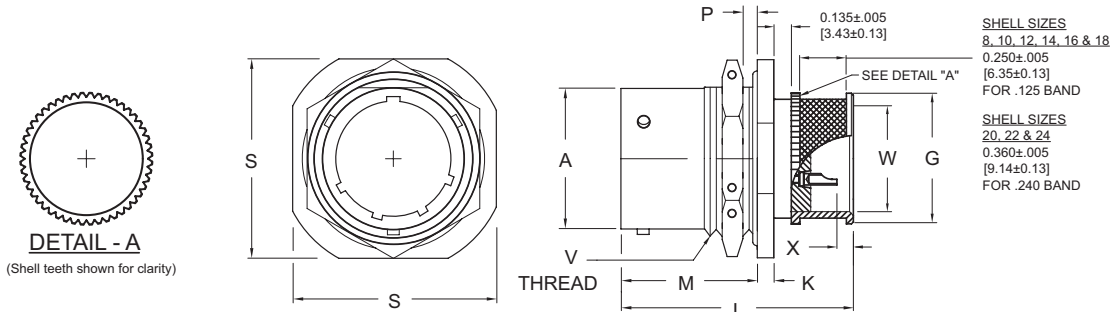
SHELL SIZE	A	G	K	L	M	S		V	X	Y
	MAX.	±.020 [±0.51]	±.003 [±0.08]	MAX.	±.010 [±0.25]	MIN.	MAX.	THREAD CLASS 2A	DIA. MIN. I.D.	DIA. MAX. O.D.
8	.954 [24.23]	.117 [2.97]	.471 [11.96]	1.391 [35.33]	.705 [17.91]	.062 [1.57]	.125 [3.17]	.5625-24 UNEF	.317 [8.05]	.608 [15.44]
10	1.078 [27.38]	.117 [2.97]	.588 [14.94]	1.391 [35.33]	.705 [17.91]	.062 [1.57]	.125 [3.17]	.6875-24 UNEF	.434 [11.02]	.734 [18.64]
12	1.266 [32.16]	.117 [2.97]	.748 [19.00]	1.391 [35.33]	.705 [17.91]	.062 [1.57]	.125 [3.17]	.875-20 UNEF	.548 [13.92]	.858 [21.79]
14	1.391 [35.33]	.117 [2.97]	.873 [22.17]	1.391 [35.33]	.705 [17.91]	.062 [1.57]	.125 [3.17]	1.000-20 UNEF	.673 [17.09]	.984 [24.99]
16	1.516 [38.51]	.117 [2.97]	.998 [25.35]	1.391 [35.33]	.705 [17.91]	.062 [1.57]	.125 [3.17]	1.125-18 UNEF	.798 [20.27]	1.110 [28.19]
18	1.641 [41.68]	.117 [2.97]	1.123 [28.52]	1.391 [35.33]	.705 [17.91]	.062 [1.57]	.125 [3.17]	1.250-18 UNEF	.899 [22.83]	1.234 [31.34]
20	1.828 [46.43]	.148 [3.76]	1.248 [31.70]	1.641 [41.68]	.893 [22.68]	.062 [1.57]	.250 [6.35]	1.375-18 UNEF	1.024 [26.01]	1.360 [34.54]
22	1.954 [49.63]	.148 [3.76]	1.373 [34.87]	1.641 [41.68]	.893 [22.68]	.062 [1.57]	.250 [6.35]	1.500-18 UNEF	1.149 [29.18]	1.484 [37.69]
24	2.078 [52.78]	.148 [3.76]	1.498 [38.05]	1.703 [43.26]	.926 [23.52]	.062 [1.57]	.250 [6.35]	1.625-18 UNEF	1.274 [32.36]	1.610 [40.89]

DIMENSIONS IN BRACKETS [] ARE MILLIMETERS.



SCPT07SV* JAM NUT RECEPTACLE

SOLDER CONTACTS (MS3114)



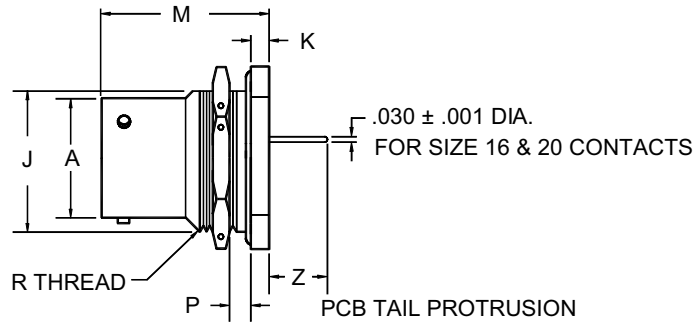
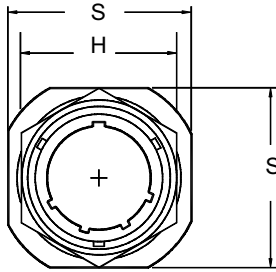
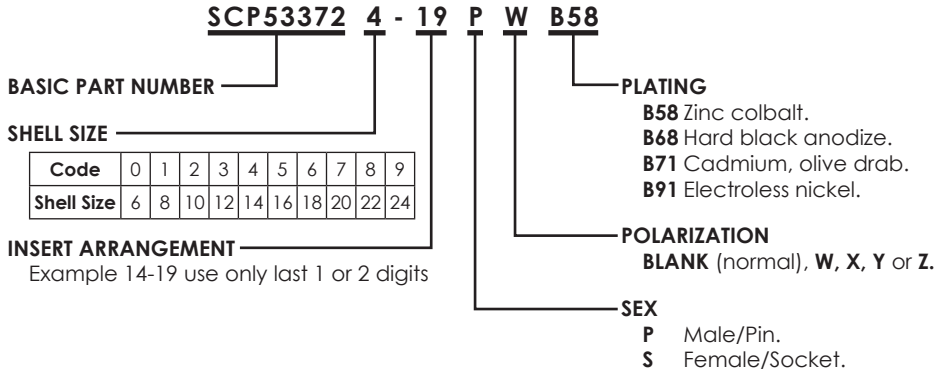
SCPT07SV* Environmental, no grommet with integrated backshell

SHELL SIZE	FRONT VIEW		SIDE VIEW									
	S	A	G	K	L	M	W	V	P		X	
	MAX	±.003 [±0.08]	MAX	±0.020 [±0.51]	MAX	+ .010 [+0.25]	MIN	THREAD CLASS 2A	MIN	MAX	.240 BAND	.125 BAND
8	0.954 [24.23]	0.471 [11.96]	0.435 [11.05]	0.117 [2.97]	1.300 [33.02]	0.705 [17.91]	0.337 [8.56]	.5625-24 UNEF	0.062 [1.57]	0.125 [3.18]	-	0.405 [10.29]
10	1.078 [27.38]	0.588 [14.94]	0.560 [14.22]	0.117 [2.97]	1.300 [33.02]	0.705 [17.91]	0.460 [11.68]	.6875-24 UNEF	0.062 [1.57]	0.125 [3.18]	-	0.405 [10.29]
12	1.266 [32.16]	0.748 [19.00]	0.682 [17.32]	0.117 [2.97]	1.300 [33.02]	0.705 [17.91]	0.569 [14.45]	.875-20 UNEF	0.062 [1.57]	0.125 [3.18]	-	0.405 [10.29]
14	1.391 [35.33]	0.873 [22.17]	0.807 [20.50]	0.117 [2.97]	1.300 [33.02]	0.705 [17.91]	0.694 [17.63]	1.000-20 UNEF	0.062 [1.57]	0.125 [3.18]	-	0.405 [10.29]
16	1.516 [38.51]	0.998 [25.35]	0.932 [23.67]	0.117 [2.97]	1.300 [33.02]	0.705 [17.91]	0.819 [20.80]	1.125-18 UNEF	0.062 [1.57]	0.125 [3.18]	-	0.405 [10.29]
18	1.641 [41.68]	1.123 [28.52]	1.057 [26.85]	0.117 [2.97]	1.300 [33.02]	0.705 [17.91]	0.919 [23.34]	1.250-18 UNEF	0.062 [1.57]	0.125 [3.18]	-	0.405 [10.29]
20	1.828 [46.43]	1.248 [31.70]	1.182 [30.02]	0.148 [3.76]	1.640 [41.66]	0.893 [22.68]	1.044 [26.52]	1.375-18 UNEF	0.062 [1.57]	0.250 [6.35]	0.450 [11.43]	-
22	1.954 [49.63]	1.373 [34.87]	1.307 [33.20]	0.148 [3.76]	1.640 [41.66]	0.893 [22.68]	1.169 [29.69]	1.500-18 UNEF	0.062 [1.57]	0.250 [6.35]	0.450 [11.43]	-
24	2.078 [52.78]	1.498 [38.05]	1.432 [36.37]	0.148 [3.76]	1.670 [42.42]	0.926 [23.52]	1.294 [32.87]	1.625-18 UNEF	0.062 [1.57]	0.250 [6.35]	0.475 [12.07]	-

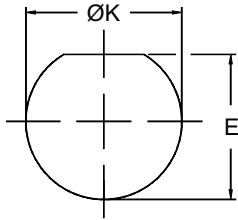
DIMENSIONS IN BRACKETS [] ARE MILLIMETERS

JAM NUT RECEPTACLE SCP53372*

PCB CONTACTS



PANEL CUT-OUT DIMENSIONS



PANEL MOUNTING DIM REF

JAM NUT RECEPTACLE

Jam nut receptacle mount in a "D" shaped hole and can be pinned to prevent rotation.

SHELL SIZE	PART NUMBER	A	H	J flat	K	M	P		R	S	Z	E	K
		+0.011 -0.005 [+0.03 -0.13]	+0.017 -0.016 [+0.43 -0.41]	+0.000 -0.010 [+0.00 -0.25]	+0.011 -0.010 [+0.28 -0.25]	±0.010 [±0.25]	Min.	Max.					
6	SCP533720-XXX	0.348 [8.84]	0.625 [15.88]	0.405 [10.29]	0.125 [3.18]	0.696 [17.68]	0.062 [1.57]	0.125 [3.18]	.4375-28 UNEF	0.812 [20.62]	0.376 [9.55]	-	-
8	SCP533721-XXX	0.473 [12.01]	0.750 [19.05]	0.530 [13.46]	0.125 [3.18]	0.696 [17.68]	0.062 [1.57]	0.125 [3.18]	.5625-24 UNEF	0.938 [23.83]	0.376 [9.55]	.540 [13.72]	.572 [14.53]
10	SCP533722-XXX	0.590 [14.99]	0.875 [22.23]	0.655 [16.64]	0.125 [3.18]	0.696 [17.68]	0.062 [1.57]	0.125 [3.18]	.6875-24 UNEF	1.062 [26.97]	0.376 [9.55]	.665 [16.89]	.697 [17.70]
12	SCP533723-XXX	0.750 [19.05]	1.062 [26.97]	0.818 [20.78]	0.125 [3.18]	0.696 [17.68]	0.062 [1.57]	0.125 [3.18]	.8750-20 UNEF	1.250 [31.75]	0.376 [9.55]	.828 [21.03]	.885 [22.48]
14	SCP533724-XXX	0.875 [22.23]	1.188 [30.18]	0.942 [23.93]	0.125 [3.18]	0.696 [17.68]	0.062 [1.57]	0.125 [3.18]	1.0000-20 UNEF	1.375 [34.93]	0.376 [9.55]	.952 [24.18]	1.010 [25.65]
16	SCP533725-XXX	1.000 [25.40]	1.312 [33.32]	1.066 [27.08]	0.125 [3.18]	0.696 [17.68]	0.062 [1.57]	0.125 [3.18]	1.1250-18 UNEF	1.500 [38.10]	0.376 [9.55]	1.076 [27.33]	1.135 [28.83]
18	SCP533726-XXX	1.125 [28.58]	1.438 [36.53]	1.191 [30.25]	0.125 [3.18]	0.696 [17.68]	0.062 [1.57]	0.125 [3.18]	1.2500-18 UNEF	1.625 [41.28]	0.376 [9.55]	1.201 [30.51]	1.260 [32.00]
20	SCP533727-XXX	1.250 [31.75]	1.562 [39.67]	1.316 [33.43]	0.156 [3.96]	0.884 [22.45]	0.062 [1.57]	0.250 [6.35]	1.3750-18 UNEF	1.812 [46.02]	0.367 [9.32]	1.326 [33.68]	1.385 [35.18]
22	SCP533728-XXX	1.375 [34.93]	1.688 [42.88]	1.441 [36.60]	0.156 [3.96]	0.884 [22.45]	0.062 [1.57]	0.250 [6.35]	1.5000-18 UNEF	1.938 [49.23]	0.367 [9.32]	1.451 [36.86]	1.510 [38.35]
24	SCP533729-XXX	1.500 [38.10]	1.816 [46.13]	1.566 [39.78]	0.156 [3.96]	0.917 [23.29]	0.062 [1.57]	0.250 [6.35]	1.6250-18 UNEF	2.062 [52.37]	0.334 [8.48]	1.576 [40.03]	1.635 [41.53]

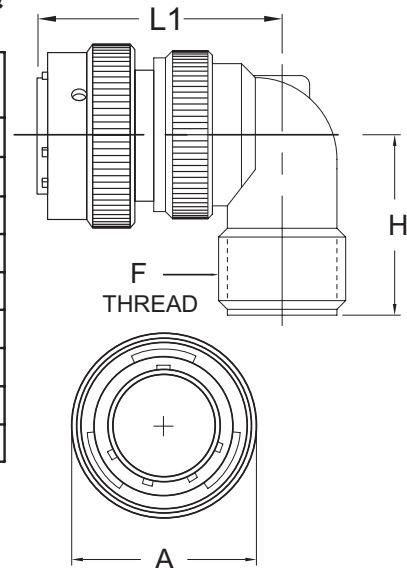
Dimensions in brackets [] are in millimeters
 All dimensions are for reference only

SCPT(G)08A* Non-environmental, with threaded backshell

SCPT(G)08D* Environmental, with grommet & threaded backshell

SHELL SIZE	A MAX.	F THREAD CLASS 2A	H ±.039 [±1.0]	L1 ±.039 [±1.0]
8	0.750 [19.05]	.5000-28 UNEF	0.748 [19.00]	1.260 [32.00]
10	0.858 [21.80]	.6250-24 UNEF	0.945 [24.00]	1.260 [32.00]
12	1.031 [26.20]	.7500-20 UNEF	1.063 [27.00]	1.378 [35.00]
14	1.157 [29.40]	.8750-20 UNEF	1.102 [28.00]	1.496 [38.00]
16	1.281 [32.55]	1.0000-20 UNEF	1.181 [30.00]	1.614 [41.00]
18	1.392 [35.35]	1.1875-18 UNEF	1.260 [32.00]	1.732 [44.00]
20	1.531 [38.90]	1.1875-18 UNEF	1.339 [34.00]	1.890 [48.00]
22	1.657 [42.10]	1.4375-18 UNEF	1.417 [36.00]	2.008 [51.00]
24	1.776 [45.10]	1.4375-18 UNEF	1.535 [39.00]	2.205 [56.00]

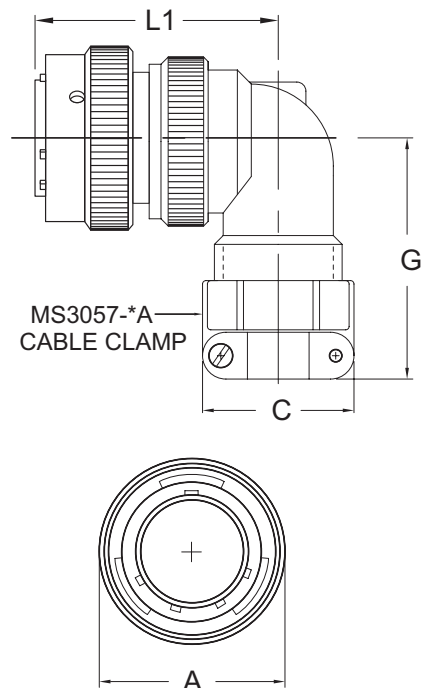
DIMENSIONS IN BRACKETS [] ARE MILLIMETERS.
L1=TOTAL CONNECTOR LENGTH INCLUDING CABLE ACCESSORY.



SCPT(G)08B* Non-environmental, with strain relief
SCPT(G)08F* Environmental, with grommet & strain relief

SHELL SIZE	A MAX.	C MAX	G ±.039 [±1.0]	L1 ±.039 [±1.0]	MS3057 DASH NUMBER
8	0.750 [19.05]	0.689 [17.50]	1.457 [37.00]	1.260 [32.00]	3A
10	0.858 [21.80]	0.866 [22.00]	1.457 [37.00]	1.260 [32.00]	4A
12	1.031 [26.20]	1.063 [27.00]	1.575 [40.00]	1.378 [35.00]	6A
14	1.157 [29.40]	1.102 [28.00]	1.693 [43.00]	1.496 [38.00]	8A
16	1.281 [32.55]	1.299 [33.00]	1.969 [50.00]	1.614 [41.00]	10A
18	1.392 [35.35]	1.378 [35.00]	1.969 [50.00]	1.732 [44.00]	12A
20	1.531 [38.90]	1.378 [35.00]	1.969 [50.00]	1.890 [48.00]	12A
22	1.657 [42.10]	1.693 [43.00]	2.087 [53.00]	2.008 [51.00]	16A
24	1.776 [45.10]	1.693 [43.00]	2.087 [53.00]	2.205 [56.00]	16A

DIMENSIONS IN BRACKETS [] ARE MILLIMETERS.
L1=TOTAL CONNECTOR LENGTH INCLUDING CABLE ACCESSORY.

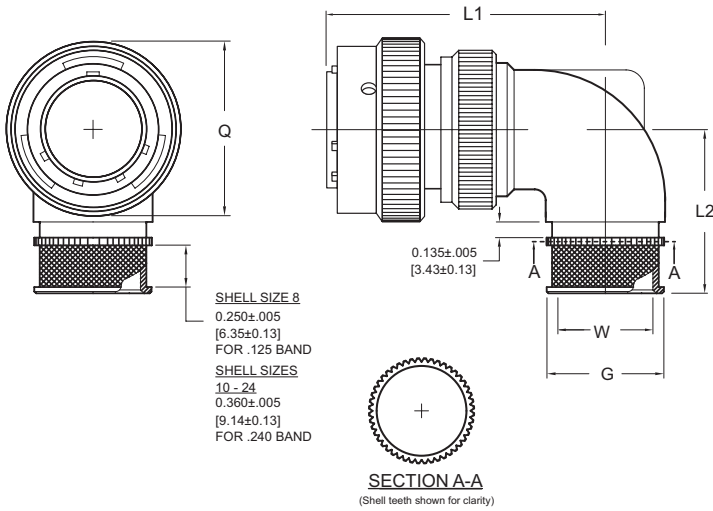


90° PLUG SCPT08SV*

SOLDER CONTACTS

SCPT(G)08SV*

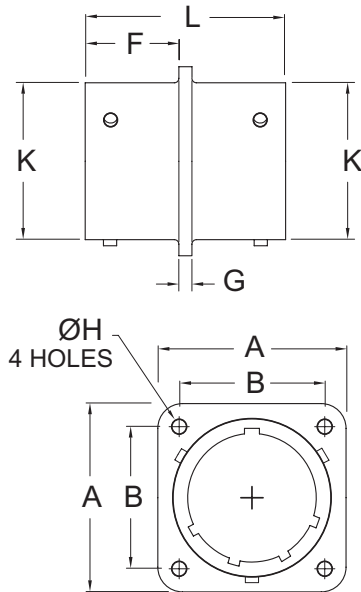
Environmental, no grommet with integrated backshell



SHELL SIZE	FRONT VIEW	SIDE VIEW SCPT08SV* EW SCPTG08SV*			
	Q MAX	L1 MAX	L2 ±.039 [±1.0]	G MAX	W MIN
8	0.782 [19.86]	1.425 [36.20]	0.748 [19.00]	0.500 [12.70]	0.285 [7.24]
10	0.935 [23.52]	1.425 [36.20]	0.945 [24.00]	0.602 [15.29]	0.424 [10.77]
12	1.043 [26.49]	1.500 [38.10]	1.063 [27.00]	0.707 [17.96]	0.465 [11.81]
14	1.183 [30.05]	1.610 [40.89]	1.102 [28.00]	0.770 [19.56]	0.580 [14.73]
16	1.305 [33.15]	1.665 [42.29]	1.181 [30.00]	0.895 [22.73]	0.685 [17.40]
18	1.391 [35.33]	1.875 [47.63]	1.260 [32.00]	1.000 [25.40]	0.820 [20.83]
20	1.531 [38.89]	2.030 [51.56]	1.339 [34.00]	1.083 [27.51]	0.910 [23.11]
22	1.656 [42.06]	2.180 [55.37]	1.417 [36.00]	1.215 [30.86]	1.025 [26.04]
24	1.777 [45.14]	2.205 [56.00]	1.535 [39.00]	CONSULT FACTORY	

DIMENSIONS IN BRACKETS [] ARE MILLIMETERS

THRU-BULKHEAD RECEPTACLE SCPT3119*



SCPT3119

SHELL SIZE	A ±.016 [±0.41]	B T.P.	F +.031 [+0.79] -.000 [-0.00]	G ±.016 [±0.41]	H ±.005 [±0.13]	K ±.003 [±0.08]	L MAX.
8	.812 [20.62]	.594 [15.09]	.562 [14.27]	.062 [1.57]	.120 [3.05]	.471 [11.96]	1.125 [28.57]
10	.938 [23.83]	.719 [18.26]	.562 [14.27]	.062 [1.57]	.120 [3.05]	.588 [14.94]	1.125 [28.57]
12	1.031 [26.19]	.812 [20.62]	.562 [14.27]	.062 [1.57]	.120 [3.05]	.748 [19.00]	1.125 [28.57]
14	1.125 [28.57]	.906 [23.01]	.562 [14.27]	.062 [1.57]	.120 [3.05]	.873 [22.17]	1.125 [28.57]
16	1.291 [32.79]	.969 [24.61]	.562 [14.27]	.062 [1.57]	.120 [3.05]	.998 [25.35]	1.125 [28.57]
18	1.312 [33.32]	1.062 [26.97]	.562 [14.27]	.062 [1.57]	.120 [3.05]	1.123 [28.52]	1.125 [28.57]
20	1.438 [36.53]	1.156 [29.36]	.688 [17.48]	.094 [2.39]	.120 [3.05]	1.248 [31.70]	1.406 [35.71]
22	1.562 [39.67]	1.250 [31.75]	.688 [17.48]	.094 [2.39]	.120 [3.05]	1.373 [34.87]	1.406 [35.71]
24	1.688 [42.88]	1.375 [34.92]	.688 [17.48]	.094 [2.39]	.147 [3.73]	1.498 [38.05]	1.406 [35.71]

DIMENSIONS IN BRACKETS [] ARE MILLIMETERS.

SECTION 3B

SCPT*S SERIES

CONNECTORS

The SCPT*S Series features an insulator which is mechanically retained in the shell by a positive, hard plastic-to-metal lock retention augmented by a reliable bond. Complete moisture sealing is achieved by four seals, shell, peripheral, interfacial and wire seals.

Crimp contacts are retained in clips that are completely encased in a tough hard dielectric wafer, thus protecting the clip tines from damage. Closed-entry socket contacts facilitate positive mating.

SERIES COMPARISON

FEATURES	MIL-DTL-26482 SCPT SERIES 1	SCPC	MIL-DTL-26482 SCPT*S SERIES 1	MIL-DTL-26482 SC7 SERIES 2
Coupling	Bayonet	Double Start Threads	Bayonet	Bayonet
Shell Keyways	5	1	5	5
Backshells	With connector	With connector	With connector	Not supplied (1)
Contact Type	Solder or F80 Crimp	Solder or F80 Crimp	Crimp Front Release	Crimp Rear Release
Contact Retention	Rubber	Rubber	Metal Clip	Metal Clip

(1) Backshells must be purchased separately.

SERIES 1 CRIMP FRONT RELEASE CONTACTS

SCPT*S SERIES

ORDERING INFORMATION

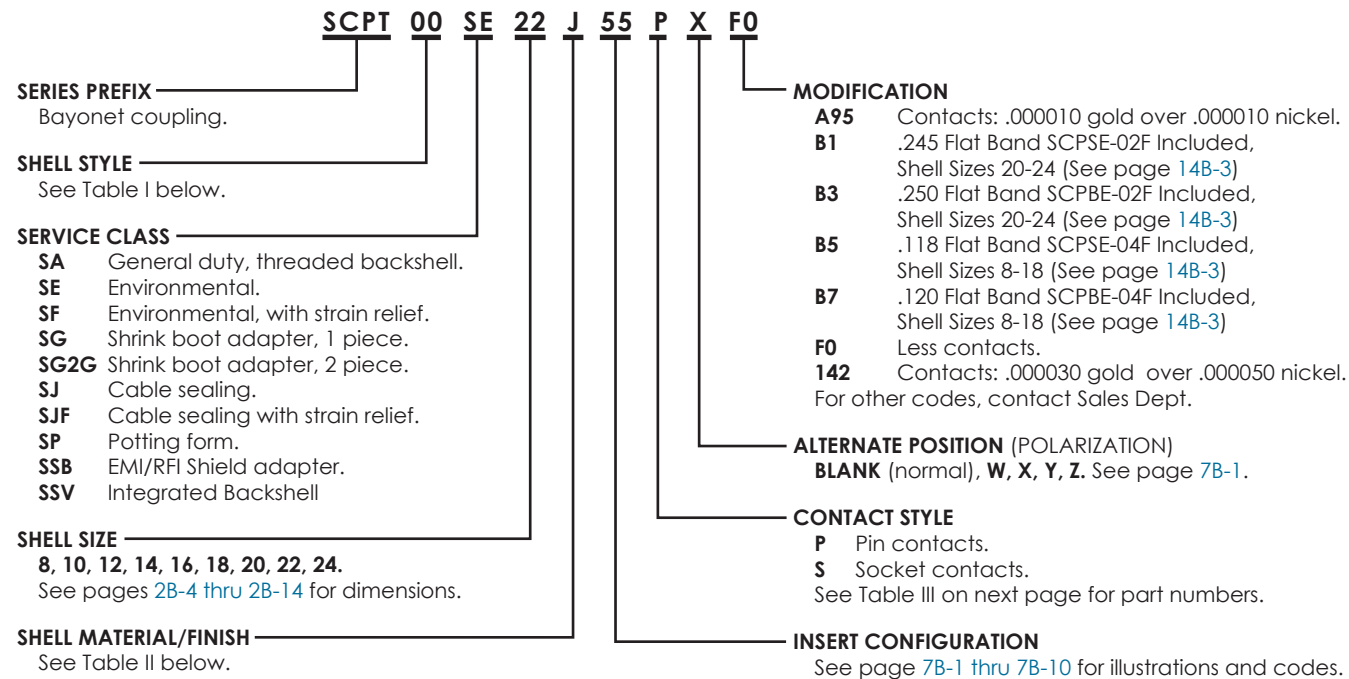


TABLE I. SHELL STYLE

SHELL STYLE	DESCRIPTION	AVAILABLE IN CLASS	SEE PAGE
SCPT00	Wall mount receptacle	SA, SE, SF, SG, SG2G, SJ, SJF, SP, SSB, SSV	3B-4
SCPT01	In-line receptacle	SA, SE, SF, SG, SG2G, SJ, SJF, SP, SSB, SSV	3B-9
SCPT02	Box mount receptacle	SE	3B-14
SCPT03	Wall mount receptacle*	SE	3B-14
SCPT04	In-line receptacle*	SE	3B-15
SCPT05	Straight plug*	SE	3B-15
SCPTG05	Straight plug*	SE	3B-15
SCPT06	Straight plug	SA, SE, SF, SG, SG2G, SJ, SJF, SP, SSB, SSV	3B-16
SCPTG06	Straight plug with grounding spring	SA, SE, SF, SG, SG2G, SJ, SJF, SP, SSB, SSV	3B-16
SCPT07	Jam nut receptacle	SA, SE, SF, SP, SSV	3B-21
SCPT08	90° plug	SA, SE, SF, SSV	3B-23
SCPTG08	90° plug with grounding spring	SA, SE, SF, SSV	3B-23

* Less rear hardware

TABLE II. MATERIAL/FINISH

CODE	MATERIAL	FINISH
A	Aluminum	Black anodize
B	Aluminum	Black cadmium, 48 hr. salt spray
C	Aluminum	Bright cadmium, 48 hr. salt spray
D	Aluminum	Bright cadmium over electroless nickel, 500 hr. salt spray
E	Aluminum	Bright cadmium over electroless nickel
F	Aluminum	Cadmium, gold iridite, 48 hr. salt spray
G	Aluminum	Cadmium, gold iridite over electroless nickel, 500 hr. salt spray
J	Aluminum	Olive drab cadmium, 48 hr. salt spray
K	Aluminum	Olive drab cadmium over electroless nickel, 500 hr. salt spray
L	Aluminum	Olive drab cadmium over electroless nickel
M	Aluminum	Electroless nickel
N	Aluminum	Hard anodize
P	303 stainless steel	Black cadmium
R	303 stainless steel	Electrodeposited nickel
S	303 stainless steel	Passivated
T	316 stainless steel	Passivated
U	Aluminum	Nickel teflon, non-reflective
V	Aluminum	Zinc nickel, black
Y	Aluminum	Zinc cobalt, olive drab color
Z	Aluminum	Zinc cobalt, black color



CRIMP FRONT RELEASE CONTACTS SERIES 1

SCPT*S SERIES

TABLE III. INSERT AND CONTACT INFORMATION

INSERT NUMBER	CONTACTS			CONTACT PART NUMBER	
	TOTAL	QTY	SIZE	PIN	SOCKET
8-2	2	2	20	M39029/31-240	M39029/32-259
8-3	3	3	20	M39029/31-240	M39029/32-259
8-4	4	4	20	M39029/31-240	M39029/32-259
8-33	3	3	20	M39029/31-240	M39029/32-259
8-98	3	3	20	M39029/31-240	M39029/32-259
10-6	6	6	20	M39029/31-240	M39029/32-259
10-7	7	7	20	M39029/31-240	M39029/32-259
10-98	6	6	20	M39029/31-240	M39029/32-259
12-3	3	3	16	M39029/31-228	M39029/32-247
12-8	8	8	20	M39029/31-240	M39029/32-259
12-10	10	10	20	M39029/31-240	M39029/32-259
14-4	4	4	12	M39029/31-234	M39029/32-253
14-5	5	5	16	M39029/31-228	M39029/32-247
14-9	9	5 4	20 12	M39029/31-240 M39029/31-234	M39029/32-259 M39029/32-253
14-12	12	8 4	20 16	M39029/31-240 M39029/31-228	M39029/32-259 M39029/32-247
14-15	15	14 1	20 16	M39029/31-240 M39029/31-228	M39029/32-259 M39029/32-247
14-18	18	18	20	M39029/31-240	M39029/32-259
14-19	19	19	20	M39029/31-240	M39029/32-259
14-22	5	1 4	20 12	M39029/31-240 M39029/31-234	M39029/32-259 M39029/32-253
16-8	8	8	16	M39029/31-228	M39029/32-247
16-14	14	8 6	20 12	M39029/31-240 M39029/31-234	M39029/32-259 M39029/32-253
16-23	23	22 1	20 16	M39029/31-240 M39029/31-228	M39029/32-259 M39029/32-247
16-26	26	26	20	M39029/31-240	M39029/32-259
16-99	23	21 2	20 16	M39029/31-240 M39029/31-228	M39029/32-259 M39029/32-247

INSERT NUMBER	CONTACTS			CONTACT PART NUMBER	
	TOTAL	QTY	SIZE	PIN	SOCKET
18-8	8	8	12	M39029/31-234	M39029/32-253
18-11	11	11	16	M39029/31-228	M39029/32-247
18-30	30	29 1	20 16	M39029/31-240 M39029/31-228	M39029/32-259 M39029/32-247
18-32	32	32	20	M39029/31-240	M39029/32-259
18-85	13	5 8	20 12	M39029/31-240 M39029/31-234	M39029/32-259 M39029/32-253
20-16	16	16	16	M39029/31-228	M39029/32-247
20-24	24	24	20	M39029/31-240	M39029/32-259
20-27	27	27	20	M39029/31-240	M39029/32-259
20-39	39	37 2	20 16	M39029/31-240 M39029/31-228	M39029/32-259 M39029/32-247
20-41	41	41	20	M39029/31-240	M39029/32-259
20-90	15	3 12	20 12	M39029/31-240 M39029/31-234	M39029/32-259 M39029/32-253
22-12	12	12	12	M39029/31-234	M39029/32-253
22-19	19	19	12	M39029/31-234	M39029/32-253
22-21	21	21	16	M39029/31-228	M39029/32-247
22-32	32	32	20	M39029/31-240	M39029/32-259
22-34	34	34	20	M39029/31-240	M39029/32-259
22-41	41	27 14	20 16	M39029/31-240 M39029/31-228	M39029/32-259 M39029/32-247
22-55	55	55	20	M39029/31-240	M39029/32-259
22-95	32	26 6	20 12	M39029/31-240 M39029/31-234	M39029/32-259 M39029/32-253
24-19	19	19	12	M39029/31-234	M39029/32-253
24-27	27	11 16	20 12	M39029/31-240 M39029/31-234	M39029/32-259 M39029/32-253
24-31	31	31	16	M39029/31-228	M39029/32-247
24-61	61	61	20	M39029/31-240	M39029/32-259

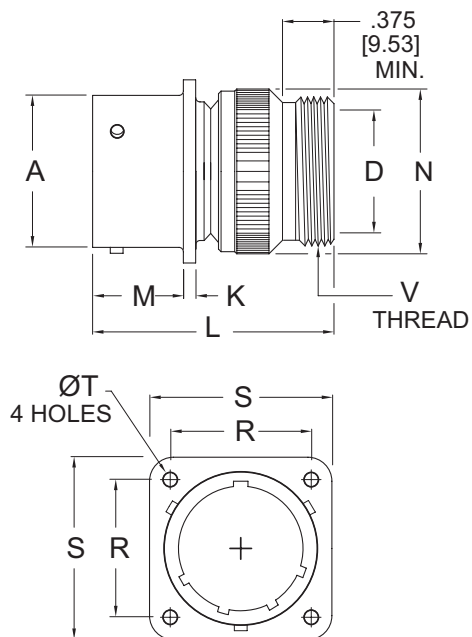
3B

TABLE IV. CONTACT TOOLS

CONTACT P/N	SEX	SIZE	INSERTION TOOL	REMOVAL TOOL	WIRE RANGE	CRIMP TOOL	POSITIONER
M39029/31-240	Pin	20	M81969/17-03 MS24256A20	M81969/19-07 MS24256R20	20-24	M22520/1-01 M22520/2-01 M22520/7-01	M22520/1-02 Red M22520/2-02 M22520/7-02
M39029/32-259	Socket	20			20-24		
M39029/31-228	Pin	16	M81969/17-04 MS24256A16	M81969/19-08 MS242526R16	16-20	M22520/1-01 M22520/7-01	M22520/1-02 Blue M22520/7-03
M39029/32-247	Socket	16	MS90455-16	MS90456-16	16-20		
M39029/31-234	Pin	12	M81969/17-05 MS24256A12	M81969/19-09 MS24256R12	12-14	M22520/1-01	M22520/1-02 Yellow
M39029/32-253	Socket	12	MS90455-12	MS90456-12	12-14		

WALL MOUNT RECEPTACLE SCPT00SA*

CRIMP FRONT RELEASE CONTACTS



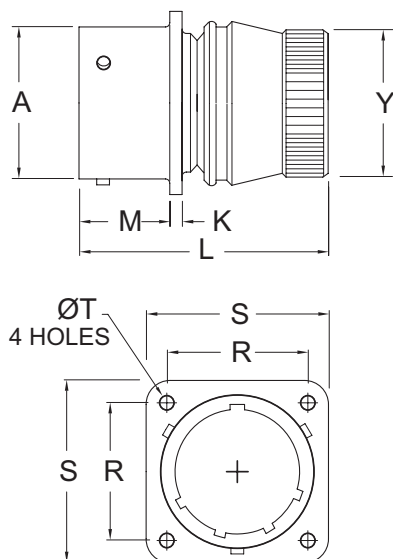
SCPT00SA* Environmental, with threaded backshell

SHELL SIZE	A ±.003 [±0.08]	D MIN	K ±.016 [±0.41]	L MAX.	M +.031 -.000 [+0.79] [-0.00]	N MAX.	R T.P.	S MAX.	T ±.005 [±0.13]	V THREAD CLASS 2A
8	.471 [11.96]	.297 [7.54]	.062 [1.57]	1.552 [39.42]	.431 [10.95]	.590 [14.99]	.594 [15.09]	.828 [21.03]	.120 [3.05]	.5000-28 UNEF
10	.588 [14.94]	.421 [10.69]	.062 [1.57]	1.552 [39.42]	.431 [10.95]	.717 [18.21]	.719 [18.26]	.954 [24.23]	.120 [3.05]	.6250-24 UNEF
12	.748 [19.00]	.546 [13.87]	.062 [1.57]	1.552 [39.42]	.431 [10.95]	.834 [21.18]	.812 [20.62]	1.047 [26.59]	.120 [3.05]	.7500-20 UNEF
14	.873 [22.17]	.663 [16.84]	.062 [1.57]	1.552 [39.42]	.431 [10.95]	.970 [24.64]	.906 [23.01]	1.141 [28.98]	.120 [3.05]	.8750-20 UNEF
16	.998 [25.35]	.787 [19.99]	.062 [1.57]	1.552 [39.42]	.431 [10.95]	1.088 [27.64]	.969 [24.61]	1.234 [31.34]	.120 [3.05]	1.0000-20 UNEF
18	1.123 [28.52]	.879 [22.33]	.062 [1.57]	1.552 [39.42]	.431 [10.95]	1.216 [30.89]	1.062 [26.97]	1.328 [33.73]	.120 [3.05]	1.1875-18 UNEF
20	1.248 [31.70]	1.014 [25.76]	.094 [2.39]	1.709 [43.41]	.556 [14.12]	1.332 [33.83]	1.156 [29.36]	1.453 [36.91]	.120 [3.05]	1.1875-18 UNEF
22	1.373 [34.87]	1.135 [28.83]	.094 [2.39]	1.709 [43.41]	.556 [14.12]	1.460 [37.08]	1.250 [31.75]	1.578 [40.08]	.120 [3.05]	1.4375-18 UNEF
24	1.498 [38.05]	1.259 [31.98]	.094 [2.39]	1.709 [43.41]	.589 [14.96]	1.585 [40.26]	1.375 [34.92]	1.703 [43.26]	.147 [3.73]	1.4375-18 UNEF

DIMENSIONS IN BRACKETS [] ARE IN MILLIMETERS.

WALL MOUNT RECEPTACLE SCPT00SE*

CRIMP FRONT RELEASE CONTACTS



SCPT00SE* Environmental, with grommet nut

SHELL SIZE	A ±.003 [±0.08]	K ±.016 [±0.41]	L MAX.	M +.031 -.000 [+0.79] [-0.00]	R T.P.	S MAX.	T ±.005 [±0.13]	Y DIA. MAX. O.D.
8	.471 [11.96]	.062 [1.57]	1.552 [39.42]	.431 [10.95]	.594 [15.09]	.828 [21.03]	.120 [3.05]	.608 [15.44]
10	.588 [14.94]	.062 [1.57]	1.552 [39.42]	.431 [10.95]	.719 [18.26]	.954 [24.23]	.120 [3.05]	.734 [18.64]
12	.748 [19.00]	.062 [1.57]	1.552 [39.42]	.431 [10.95]	.812 [20.62]	1.047 [26.59]	.120 [3.05]	.858 [21.79]
14	.873 [22.17]	.062 [1.57]	1.552 [39.42]	.431 [10.95]	.906 [23.01]	1.141 [28.98]	.120 [3.05]	.984 [24.99]
16	.998 [25.35]	.062 [1.57]	1.552 [39.42]	.431 [10.95]	.969 [24.61]	1.234 [31.34]	.120 [3.05]	1.110 [28.19]
18	1.123 [28.52]	.062 [1.57]	1.552 [39.42]	.431 [10.95]	1.062 [26.97]	1.328 [33.73]	.120 [3.05]	1.234 [31.34]
20	1.248 [31.70]	.094 [2.39]	1.709 [43.41]	.556 [14.12]	1.156 [29.36]	1.453 [36.91]	.120 [3.05]	1.360 [34.54]
22	1.373 [34.87]	.094 [2.39]	1.709 [43.41]	.556 [14.12]	1.175 [31.75]	1.578 [40.08]	.120 [3.05]	1.484 [37.69]
24	1.498 [38.05]	.094 [2.39]	1.709 [43.41]	.589 [14.96]	1.375 [34.92]	1.703 [43.26]	.147 [3.73]	1.610 [40.89]

DIMENSIONS IN BRACKETS [] ARE IN MILLIMETERS.

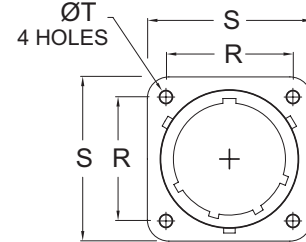
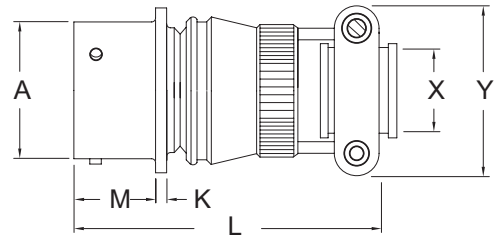
SCPT00SF* WALL MOUNT RECEPTACLE

CRIMP FRONT RELEASE CONTACTS

SCPT00SF* Environmental, with strain relief

SHELL SIZE	A ±.003 [±0.08]	K ±.016 [±0.41]	L MAX.	M +.031 -.000 [+0.79] [-0.00]	R T.P.	S MAX.	T ±.005 [±0.13]	X MIN.	Y MAX.
8	.471 [11.96]	.062 [1.57]	2.422 [61.52]	.431 [10.95]	.594 [15.09]	.828 [21.03]	.120 [3.05]	.234 [5.94]	.828 [21.03]
10	.588 [14.94]	.062 [1.57]	2.422 [61.52]	.431 [10.95]	.719 [18.26]	.954 [24.23]	.120 [3.05]	.297 [7.54]	.891 [22.63]
12	.748 [19.00]	.062 [1.57]	2.422 [61.52]	.431 [10.95]	.812 [20.62]	1.047 [26.59]	.120 [3.05]	.422 [10.72]	1.016 [25.81]
14	.873 [22.17]	.062 [1.57]	2.422 [61.52]	.431 [10.95]	.906 [23.01]	1.141 [28.98]	.120 [3.05]	.547 [13.89]	1.141 [28.98]
16	.998 [25.35]	.062 [1.57]	2.537 [64.44]	.431 [10.95]	.969 [24.61]	1.234 [31.34]	.120 [3.05]	.609 [15.47]	1.203 [30.56]
18	1.123 [28.52]	.062 [1.57]	2.537 [64.44]	.431 [10.95]	1.062 [26.97]	1.328 [33.73]	.120 [3.05]	.734 [18.64]	1.469 [37.31]
20	1.248 [31.70]	.094 [2.39]	2.842 [72.19]	.556 [14.12]	1.156 [29.36]	1.453 [36.91]	.120 [3.05]	.734 [18.64]	1.469 [37.31]
22	1.373 [34.87]	.094 [2.39]	2.842 [72.19]	.556 [14.12]	1.250 [31.75]	1.578 [40.08]	.120 [3.05]	.922 [23.42]	1.656 [42.06]
24	1.498 [38.05]	.094 [2.39]	2.900 [73.66]	.589 [14.96]	1.375 [34.92]	1.703 [43.26]	.147 [3.73]	.984 [24.99]	1.750 [44.45]

DIMENSIONS IN BRACKETS [] ARE IN MILLIMETERS.



3B

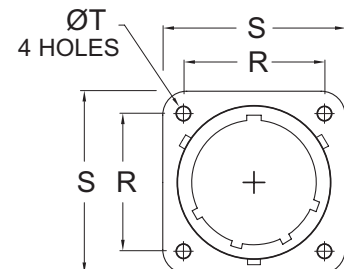
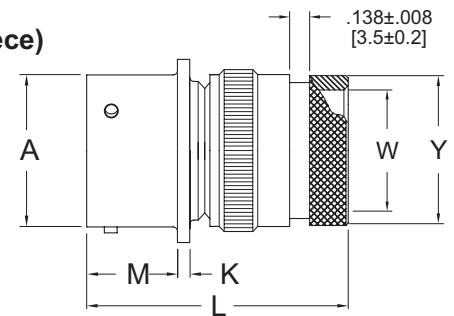
SCPT00SG* WALL MOUNT RECEPTACLE

CRIMP FRONT RELEASE CONTACTS

SCPT00SG* Environmental, with shrink boot adapter (1 piece)

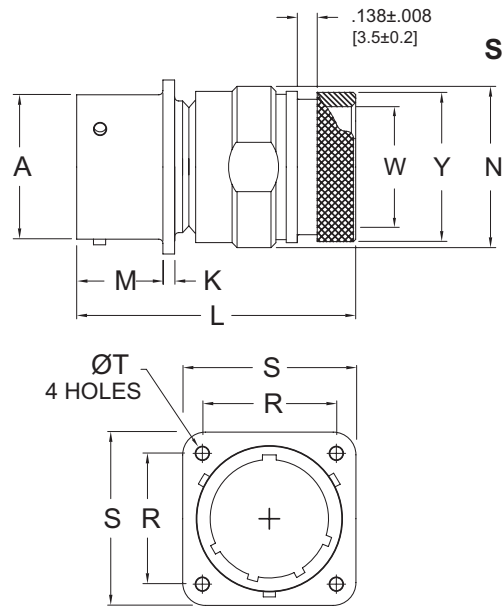
SHELL SIZE	A ±.003 [±0.08]	K ±.016 [±0.41]	L MAX.	M +.031 -.000 [+0.79] [-0.00]	R T.P.	S MAX.	T ±.005 [±0.13]	W MIN.	Y MAX.
8	.471 [11.96]	.062 [1.57]	1.969 [50.01]	.431 [10.95]	.594 [15.09]	.828 [21.03]	.120 [3.05]	.278 [7.06]	.533 [13.54]
10	.588 [14.94]	.062 [1.57]	1.969 [50.01]	.431 [10.95]	.719 [18.26]	.954 [24.23]	.120 [3.05]	.390 [9.91]	.604 [15.34]
12	.748 [19.00]	.062 [1.57]	1.969 [50.01]	.431 [10.95]	.812 [20.62]	1.047 [26.59]	.120 [3.05]	.496 [12.60]	.767 [19.48]
14	.873 [22.17]	.062 [1.57]	1.969 [50.01]	.431 [10.95]	.906 [23.01]	1.141 [28.98]	.120 [3.05]	.626 [15.90]	.839 [21.31]
16	.998 [25.35]	.062 [1.57]	1.969 [50.01]	.431 [10.95]	.969 [24.61]	1.234 [31.34]	.120 [3.05]	.746 [18.95]	.965 [24.51]
18	1.123 [28.52]	.062 [1.57]	1.969 [50.01]	.431 [10.95]	1.062 [26.97]	1.328 [33.73]	.120 [3.05]	.823 [20.90]	1.041 [26.44]
20	1.248 [31.70]	.094 [2.39]	2.096 [53.24]	.556 [14.12]	1.156 [29.36]	1.453 [36.91]	.120 [3.05]	.933 [23.70]	1.211 [30.76]
22	1.373 [34.87]	.094 [2.39]	2.096 [53.24]	.556 [14.12]	1.250 [31.75]	1.578 [40.08]	.120 [3.05]	1.047 [26.59]	1.348 [34.24]
24	1.498 [38.05]	.094 [2.39]	2.096 [53.24]	.589 [14.96]	1.375 [34.92]	1.703 [43.26]	.147 [3.73]	1.154 [29.31]	1.436 [36.47]

DIMENSIONS IN BRACKETS [] ARE IN MILLIMETERS.



WALL MOUNT RECEPTACLE SCPT00SG2G*

CRIMP FRONT RELEASE CONTACTS



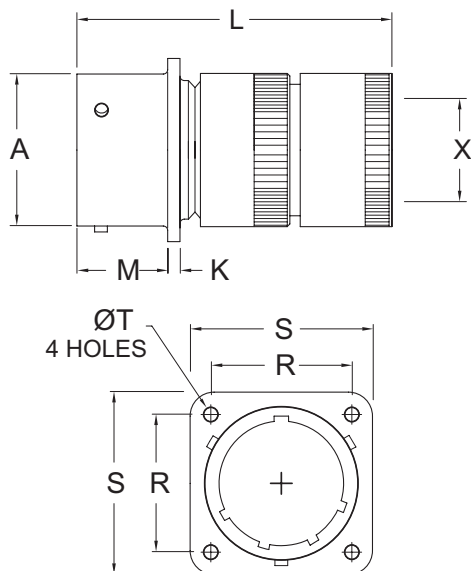
SCPT00SG2G* Environmental, with shrink boot adapter (2 piece)

SHELL SIZE	A ±.003 [±0.08]	K ±.016 [±0.41]	L MAX.	M +.031 -.000 [+0.79] [-0.00]	N MAX.	R T.P.	S MAX.	T ±.005 [±0.13]	W MIN.	Y MAX.
8	.471 [11.96]	.062 [1.57]	1.900 [48.26]	.431 [10.95]	.730 [18.54]	.594 [15.09]	.828 [21.03]	.120 [3.05]	.278 [7.06]	.533 [13.54]
10	.588 [14.94]	.062 [1.57]	1.900 [48.26]	.431 [10.95]	.793 [20.14]	.719 [18.26]	.954 [24.23]	.120 [3.05]	.390 [9.91]	.604 [15.34]
12	.748 [19.00]	.062 [1.57]	1.900 [48.26]	.431 [10.95]	.918 [23.32]	.812 [20.62]	1.047 [26.59]	.120 [3.05]	.496 [12.60]	.767 [19.48]
14	.873 [22.17]	.062 [1.57]	1.900 [48.26]	.431 [10.95]	1.043 [26.49]	.906 [23.01]	1.141 [28.98]	.120 [3.05]	.626 [15.90]	.839 [21.31]
16	.998 [25.35]	.062 [1.57]	1.900 [48.26]	.431 [10.95]	1.167 [29.64]	.969 [24.61]	1.234 [31.34]	.120 [3.05]	.746 [18.95]	.965 [24.51]
18	1.123 [28.52]	.062 [1.57]	1.900 [48.26]	.431 [10.95]	1.293 [32.84]	1.062 [26.97]	1.328 [33.73]	.120 [3.05]	.823 [20.90]	1.042 [26.47]
20	1.248 [31.70]	.094 [2.39]	2.300 [58.42]	.556 [14.12]	1.418 [36.02]	1.156 [29.36]	1.453 [36.91]	.120 [3.05]	.933 [23.70]	1.211 [30.76]
22	1.373 [34.87]	.094 [2.39]	2.300 [58.42]	.556 [14.12]	1.480 [37.59]	1.250 [31.75]	1.578 [40.08]	.120 [3.05]	1.047 [26.59]	1.348 [34.24]
24	1.498 [38.05]	.094 [2.39]	2.400 [60.96]	.589 [14.96]	1.668 [42.37]	1.375 [34.92]	1.703 [43.26]	.147 [3.73]	1.154 [29.31]	1.436 [36.47]

DIMENSIONS IN BRACKETS [] ARE IN MILLIMETERS.

WALL MOUNT RECEPTACLE SCPT00SJ*

CRIMP FRONT RELEASE CONTACTS



SCPT00SJ* Environmental, with cable sealing gland

SHELL SIZE	A ±.003 [±0.08]	K ±.016 [±0.41]	L MAX.	M +.031 -.000 [+0.79] [-0.00]	R T.P.	S MAX.	T ±.005 [±0.13]	X MIN.
8	.471 [11.96]	.062 [1.57]	1.902 [48.31]	.431 [10.95]	.594 [15.09]	.828 [21.03]	.120 [3.05]	.234 [5.94]
10	.588 [14.94]	.062 [1.57]	1.902 [48.31]	.431 [10.95]	.719 [18.26]	.954 [24.23]	.120 [3.05]	.297 [7.54]
12	.748 [19.00]	.062 [1.57]	2.042 [51.87]	.431 [10.95]	.812 [20.62]	1.047 [26.59]	.120 [3.05]	.422 [10.72]
14	.873 [22.17]	.062 [1.57]	2.230 [56.64]	.431 [10.95]	.906 [23.01]	1.141 [28.98]	.120 [3.05]	.547 [13.89]
16	.998 [25.35]	.062 [1.57]	2.449 [62.20]	.431 [10.95]	.969 [24.61]	1.234 [31.34]	.120 [3.05]	.609 [15.47]
18	1.123 [28.52]	.062 [1.57]	2.647 [67.23]	.431 [10.95]	1.062 [26.97]	1.328 [33.73]	.120 [3.05]	.734 [18.64]
20	1.248 [31.70]	.094 [2.39]	2.976 [75.59]	.556 [14.12]	1.156 [29.36]	1.453 [36.91]	.120 [3.05]	.734 [18.64]
22	1.373 [34.87]	.094 [2.39]	3.125 [79.38]	.556 [14.12]	1.250 [31.75]	1.578 [40.08]	.120 [3.05]	.922 [23.42]
24	1.498 [38.05]	.094 [2.39]	3.289 [83.54]	.589 [14.96]	1.375 [34.92]	1.703 [43.26]	.147 [3.73]	.984 [24.99]

DIMENSIONS IN BRACKETS [] ARE IN MILLIMETERS.

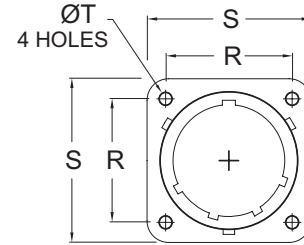
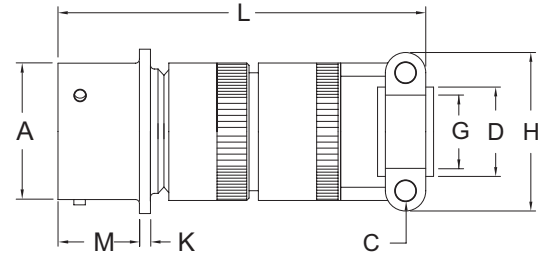
SCPT00SJF* WALL MOUNT RECEPTACLE

CRIMP FRONT RELEASE CONTACTS

SCPT00SJF* Environmental, cable sealing gland with strain relief

SHELL SIZE	A ±.003 [±0.08]	C THREAD	D MIN.	G DIA.	H MAX.	K ±.016 [±0.41]	L MAX.	M +.031 -.000 [+0.79] [-0.00]	R T.P.	S MAX.	T ±.005 [±0.13]
8	.471 [11.96]	6-32	.234 [5.94]	.125 [3.18]	.828 [21.03]	.062 [1.57]	2.496 [63.40]	.431 [10.95]	.594 [15.09]	.828 [21.03]	.120 [3.05]
10	.588 [14.94]	6-32	.297 [7.54]	.188 [4.78]	.891 [22.63]	.062 [1.57]	2.496 [63.40]	.431 [10.95]	.719 [18.26]	.954 [24.23]	.120 [3.05]
12	.748 [19.00]	6-32	.422 [10.72]	.312 [7.92]	1.016 [25.81]	.062 [1.57]	2.636 [66.95]	.431 [10.95]	.812 [20.62]	1.047 [26.59]	.120 [3.05]
14	.873 [22.17]	6-32	.547 [13.89]	.375 [9.52]	1.141 [28.98]	.062 [1.57]	2.824 [71.73]	.431 [10.95]	.906 [23.01]	1.141 [28.98]	.120 [3.05]
16	.998 [25.35]	6-32	.609 [15.47]	.500 [12.70]	1.203 [30.56]	.062 [1.57]	3.168 [80.47]	.431 [10.95]	.969 [24.61]	1.234 [31.34]	.120 [3.05]
18	1.123 [28.52]	8-32	.734 [18.64]	.625 [15.88]	1.469 [37.31]	.062 [1.57]	3.397 [86.28]	.431 [10.95]	1.062 [26.97]	1.328 [33.73]	.120 [3.05]
20	1.248 [31.70]	8-32	.734 [18.64]	.625 [15.88]	1.469 [37.31]	.094 [2.39]	3.788 [96.22]	.556 [14.12]	1.156 [29.36]	1.453 [36.91]	.120 [3.05]
22	1.373 [34.87]	8-32	.922 [23.42]	.750 [19.05]	1.656 [42.06]	.094 [2.39]	3.936 [99.97]	.556 [14.12]	1.250 [31.75]	1.578 [40.08]	.120 [3.05]
24	1.498 [38.05]	8-32	.984 [25.19]	.800 [20.32]	1.750 [44.45]	.094 [2.39]	4.100 [104.14]	.589 [14.96]	1.375 [34.92]	1.703 [43.26]	.147 [3.73]

DIMENSIONS IN BRACKETS [] ARE IN MILLIMETERS.



3B

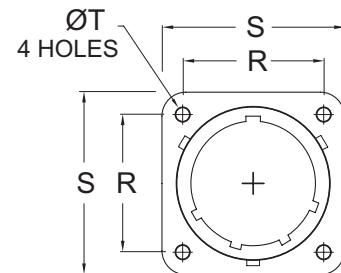
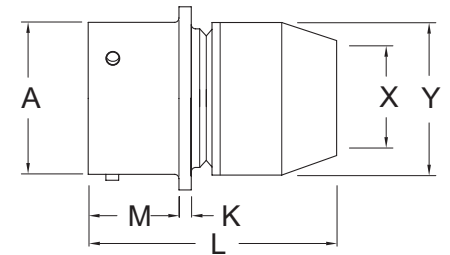
SCPT00SP* WALL MOUNT RECEPTACLE

CRIMP FRONT RELEASE CONTACTS

SCPT00SP* Environmental, with potting form

SHELL SIZE	A ±.003 [±0.08]	K ±.016 [±0.41]	L MAX.	M +.031 -.000 [+0.79] [-0.00]	R T.P.	S MAX.	T ±.005 [±0.13]	X DIA. MIN. I.D.	Y DIA. MAX. O.D.
8	.471 [11.96]	.062 [1.57]	1.675 [42.54]	.431 [10.95]	.594 [15.09]	.828 [21.03]	.120 [3.05]	.317 [8.05]	.608 [15.44]
10	.588 [14.94]	.062 [1.57]	1.675 [42.54]	.431 [10.95]	.719 [18.26]	.954 [24.23]	.120 [3.05]	.434 [11.02]	.734 [18.64]
12	.748 [19.00]	.062 [1.57]	1.675 [42.54]	.431 [10.95]	.812 [20.62]	1.047 [26.59]	.120 [3.05]	.548 [13.92]	.858 [21.79]
14	.873 [22.17]	.062 [1.57]	1.675 [42.54]	.431 [10.95]	.906 [23.01]	1.141 [28.98]	.120 [3.05]	.673 [17.09]	.984 [24.99]
16	.998 [25.35]	.062 [1.57]	1.675 [42.54]	.431 [10.95]	.969 [24.61]	1.234 [31.34]	.120 [3.05]	.798 [20.27]	1.110 [28.19]
18	1.123 [28.52]	.062 [1.57]	1.675 [42.54]	.431 [10.95]	1.062 [26.97]	1.328 [33.73]	.120 [3.05]	.899 [22.83]	1.234 [31.34]
20	1.248 [31.70]	.094 [2.39]	1.963 [49.86]	.556 [14.12]	1.156 [29.36]	1.453 [36.91]	.120 [3.05]	1.024 [26.01]	1.360 [34.54]
22	1.373 [34.87]	.094 [2.39]	1.963 [49.86]	.556 [14.12]	1.250 [31.75]	1.578 [40.08]	.120 [3.05]	1.149 [29.18]	1.484 [37.69]
24	1.498 [38.05]	.094 [2.39]	2.025 [51.43]	.589 [14.96]	1.375 [34.92]	1.703 [43.26]	.147 [3.73]	1.274 [32.36]	1.610 [40.89]

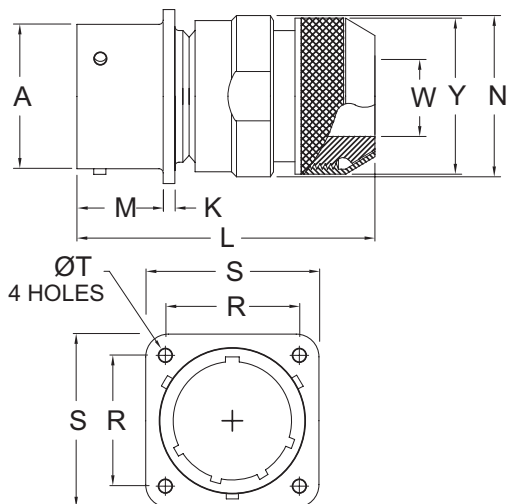
DIMENSIONS IN BRACKETS [] ARE IN MILLIMETERS.



WALL MOUNT RECEPTACLE SCPT00SSB*

CRIMP FRONT RELEASE CONTACTS

SCPT00SSB* Environmental, with EMI/RFI shield backshell (2 piece)



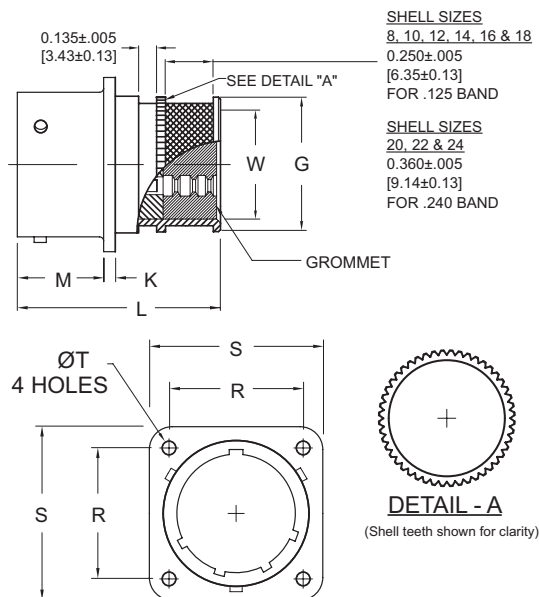
SHELL SIZE	A ±.003 [±0.08]	K ±.016 [±0.41]	L MAX.	M +.031 -.000 [+.079] [-0.00]	N MAX.	R T.P.	S MAX.	T ±.005 [±0.13]	W MIN.	Y MAX.
8	.471 [11.96]	.062 [1.57]	2.126 [54.00]	.431 [10.95]	.730 [18.54]	.594 [15.09]	.828 [21.03]	.120 [3.05]	.278 [7.06]	.642 [16.31]
10	.588 [14.94]	.062 [1.57]	2.126 [54.00]	.431 [10.95]	.793 [20.14]	.719 [18.26]	.954 [24.23]	.120 [3.05]	.390 [9.91]	.720 [18.29]
12	.748 [19.00]	.062 [1.57]	2.126 [54.00]	.431 [10.95]	.918 [23.32]	.812 [20.62]	1.047 [26.59]	.120 [3.05]	.496 [12.60]	.878 [22.30]
14	.873 [22.17]	.062 [1.57]	2.126 [54.00]	.431 [10.95]	1.043 [26.49]	.906 [23.01]	1.141 [28.98]	.120 [3.05]	.626 [15.90]	.996 [25.30]
16	.998 [25.35]	.062 [1.57]	2.126 [54.00]	.431 [10.95]	1.167 [29.64]	.969 [24.61]	1.234 [31.34]	.120 [3.05]	.746 [18.95]	1.114 [28.30]
18	1.123 [28.52]	.062 [1.57]	2.126 [54.00]	.431 [10.95]	1.293 [32.84]	1.062 [26.97]	1.328 [33.73]	.120 [3.05]	.823 [20.90]	1.272 [32.31]
20	1.248 [31.70]	.094 [2.39]	2.480 [62.99]	.556 [14.12]	1.418 [36.02]	1.156 [29.36]	1.453 [36.91]	.120 [3.05]	.933 [23.70]	1.350 [34.29]
22	1.373 [34.87]	.094 [2.39]	2.480 [62.99]	.556 [14.12]	1.480 [37.59]	1.250 [31.75]	1.578 [40.08]	.120 [3.05]	1.047 [26.59]	1.508 [38.30]
24	1.498 [38.05]	.094 [2.39]	2.540 [64.52]	.589 [14.96]	1.688 [42.88]	1.375 [34.92]	1.703 [43.26]	.147 [3.73]	1.154 [29.31]	1.626 [41.30]

DIMENSIONS IN BRACKETS [] ARE IN MILLIMETERS.

WALL MOUNT RECEPTACLE SCPT00SSV*

CRIMP FRONT RELEASE CONTACTS

SCPT00SSV* Environmental, with integrated backshell



SHELL SIZE	FRONT VIEW			SIDE VIEW SCPT00SSV*				
	R TYP.	S TYP.	T ±.010 [±0.25]	G MAX	K ±.016 [±0.41]	L MAX	M +.031 [+0.79] -.000 [-0.00]	W MAX
8	0.594 [15.09]	0.828 [21.03]	0.120 [3.05]	0.435 [11.05]	0.062 [1.57]	1.410 [35.81]	0.431 [10.95]	0.370 [9.40]
10	0.719 [18.26]	0.954 [24.23]	0.120 [3.05]	0.560 [14.22]	0.062 [1.57]	1.410 [35.81]	0.431 [10.95]	0.497 [12.62]
12	0.812 [20.62]	1.047 [26.59]	0.120 [3.05]	0.682 [17.32]	0.062 [1.57]	1.410 [35.81]	0.431 [10.95]	0.613 [15.57]
14	0.906 [23.01]	1.141 [28.98]	0.120 [3.05]	0.807 [20.50]	0.062 [1.57]	1.410 [35.81]	0.431 [10.95]	0.738 [18.75]
16	0.969 [24.61]	1.234 [31.34]	0.120 [3.05]	0.932 [23.67]	0.062 [1.57]	1.410 [35.81]	0.431 [10.95]	0.863 [21.92]
18	1.062 [26.97]	1.328 [33.73]	0.120 [3.05]	1.057 [26.85]	0.062 [1.57]	1.410 [35.81]	0.431 [10.95]	0.919 [23.34]
20	1.156 [29.36]	1.453 [36.91]	0.120 [3.05]	1.182 [30.02]	0.094 [2.39]	1.475 [37.46]	0.556 [14.12]	1.044 [26.52]
22	1.250 [31.75]	1.578 [40.08]	0.120 [3.05]	1.307 [33.20]	0.094 [2.39]	1.475 [37.46]	0.556 [14.12]	1.169 [29.69]
24	1.375 [34.92]	1.703 [43.26]	0.147 [3.73]	1.432 [36.37]	0.094 [2.39]	1.475 [37.46]	0.589 [14.96]	1.294 [32.87]

DIMENSIONS IN BRACKETS [] ARE MILLIMETERS

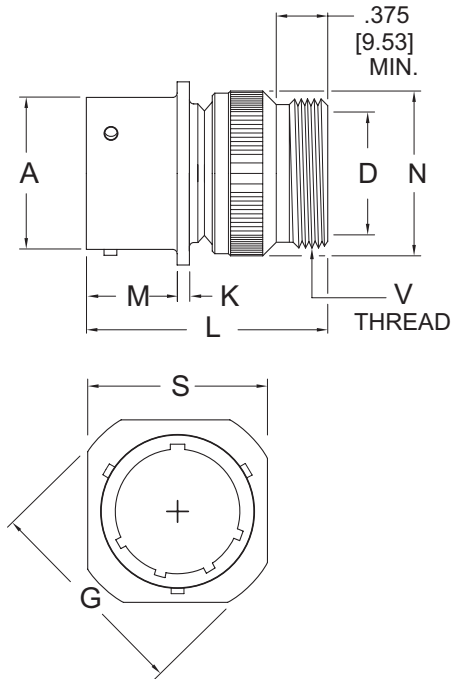
SCPT01SA* IN-LINE RECEPTACLE

CRIMP FRONT RELEASE CONTACTS

SCPT01SA* Environmental, with threaded backshell

SHELL SIZE	A ±.003 [±0.08]	D MIN	G ±.020 [±0.51]	K ±.016 [±0.41]	L MAX.	M +.031 -.000 [+0.79] [-0.00]	N MAX.	S MAX.	V THREAD CLASS 2A
8	.471 [11.96]	.297 [7.54]	.938 [23.83]	.094 [2.39]	1.522 [38.66]	.400 [10.16]	.590 [14.99]	.828 [21.03]	.5000-28 UNEF
10	.588 [14.94]	.421 [10.69]	1.062 [26.97]	.094 [2.39]	1.522 [38.66]	.400 [10.16]	.717 [18.21]	.954 [24.23]	.6250-24 UNEF
12	.748 [19.00]	.546 [13.87]	1.156 [29.36]	.094 [2.39]	1.522 [38.66]	.400 [10.16]	.834 [21.18]	1.047 [26.59]	.7500-20 UNEF
14	.873 [22.17]	.663 [16.84]	1.250 [31.75]	.094 [2.39]	1.522 [38.66]	.400 [10.16]	.970 [24.64]	1.141 [28.98]	.8750-20 UNEF
16	.998 [25.35]	.787 [19.99]	1.344 [34.14]	.094 [2.39]	1.522 [38.66]	.400 [10.16]	1.088 [27.64]	1.234 [31.34]	1.0000-20 UNEF
18	1.123 [28.52]	.879 [22.33]	1.438 [36.53]	.094 [2.39]	1.522 [38.66]	.400 [10.16]	1.216 [30.89]	1.328 [33.73]	1.1875-18 UNEF
20	1.248 [31.70]	1.014 [25.76]	1.562 [39.67]	.115 [2.92]	1.709 [43.41]	.535 [13.59]	1.332 [33.83]	1.453 [36.91]	1.1875-18 UNEF
22	1.373 [34.87]	1.135 [28.83]	1.688 [42.88]	.115 [2.92]	1.709 [43.41]	.535 [13.59]	1.460 [37.08]	1.578 [40.08]	1.4375-18 UNEF
24	1.498 [38.05]	1.259 [31.98]	1.812 [46.02]	.115 [2.92]	1.709 [43.41]	.568 [14.43]	1.585 [40.26]	1.703 [43.26]	1.4375-18 UNEF

DIMENSIONS IN BRACKETS [] ARE IN MILLIMETERS.



3B

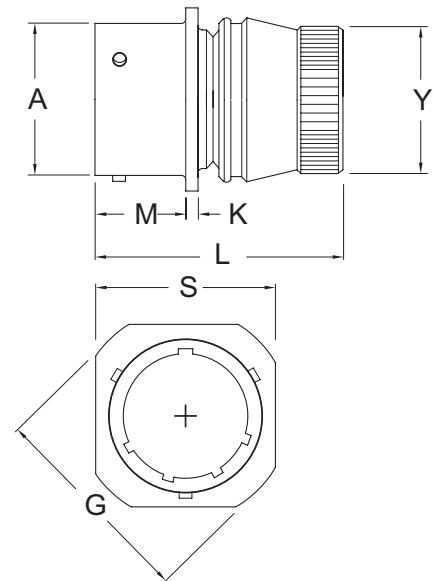
SCPT01SE* IN-LINE RECEPTACLE

CRIMP FRONT RELEASE CONTACTS

SCPT01SE* Environmental, with grommet nut

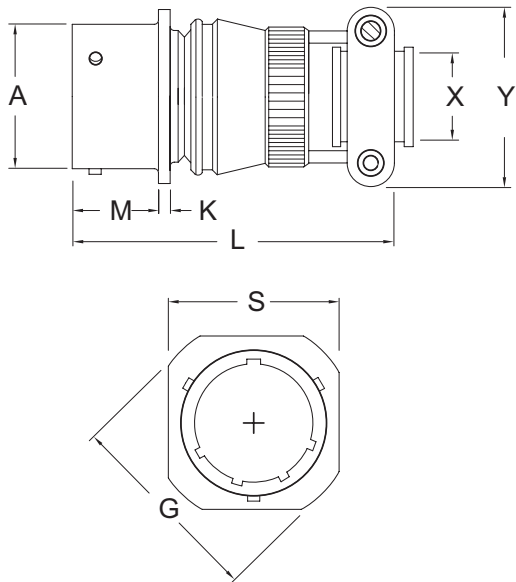
SHELL SIZE	A ±.003 [±0.08]	G ±.020 [±0.51]	K ±.016 [±0.41]	L MAX.	M +.031 -.000 [+0.79] [-0.00]	S MAX.	Y DIA. MAX. O.D.
8	.471 [11.96]	.938 [23.83]	.094 [2.39]	1.522 [38.66]	.400 [10.16]	.828 [21.03]	.608 [15.44]
10	.588 [14.94]	1.062 [26.97]	.094 [2.39]	1.522 [38.66]	.400 [10.16]	.954 [24.23]	.734 [18.64]
12	.748 [19.00]	1.156 [29.36]	.094 [2.39]	1.522 [38.66]	.400 [10.16]	1.047 [26.59]	.858 [21.79]
14	.873 [22.17]	1.250 [31.75]	.094 [2.39]	1.522 [38.66]	.400 [10.16]	1.141 [28.98]	.984 [24.99]
16	.998 [25.35]	1.344 [34.14]	.094 [2.39]	1.522 [38.66]	.400 [10.16]	1.234 [31.34]	1.110 [28.19]
18	1.123 [28.52]	1.438 [36.53]	.094 [2.39]	1.522 [38.66]	.400 [10.16]	1.328 [33.73]	1.234 [31.34]
20	1.248 [31.70]	1.562 [39.67]	.115 [2.92]	1.709 [43.41]	.535 [13.59]	1.453 [36.91]	1.360 [34.54]
22	1.373 [34.87]	1.688 [42.88]	.115 [2.92]	1.709 [43.41]	.535 [13.59]	1.578 [40.08]	1.484 [37.69]
24	1.498 [38.05]	1.812 [46.02]	.115 [2.92]	1.709 [43.41]	.568 [14.43]	1.703 [43.26]	1.610 [40.89]

DIMENSIONS IN BRACKETS [] ARE IN MILLIMETERS.



IN-LINE RECEPTACLE SCPT01SF*

CRIMP FRONT RELEASE CONTACTS



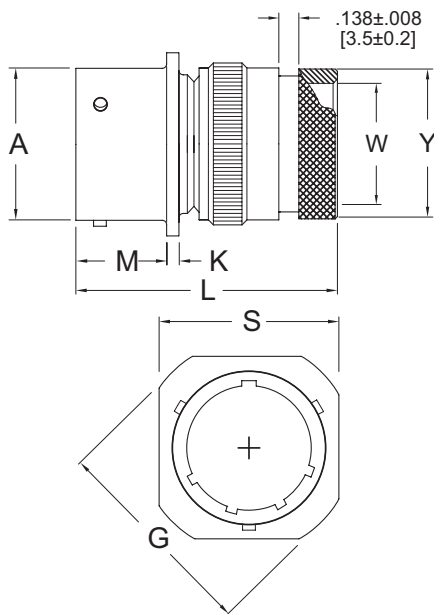
SCPT01SF* Environmental, with strain relief

SHELL SIZE	A ±.003 [±0.08]	G ±.020 [±0.51]	K ±.016 [±0.41]	L MAX.	M +.031 -.000 [+0.79] [-0.00]	S MAX.	X MIN.	Y MAX.
8	.471 [11.96]	.938 [23.83]	.094 [2.39]	2.422 [61.52]	.400 [10.16]	.828 [21.03]	.234 [5.94]	.828 [21.03]
10	.588 [14.94]	1.062 [26.97]	.094 [2.39]	2.422 [61.52]	.400 [10.16]	.954 [24.23]	.297 [7.54]	.891 [22.63]
12	.748 [19.00]	1.156 [29.36]	.094 [2.39]	2.422 [61.52]	.400 [10.16]	1.047 [26.59]	.422 [10.72]	1.016 [25.81]
14	.873 [22.17]	1.250 [31.75]	.094 [2.39]	2.422 [61.52]	.400 [10.16]	1.141 [28.98]	.547 [13.89]	1.141 [28.98]
16	.998 [25.35]	1.344 [34.14]	.094 [2.39]	2.537 [64.44]	.400 [10.16]	1.234 [31.34]	.609 [15.47]	1.203 [30.56]
18	1.123 [28.52]	1.438 [36.53]	.094 [2.39]	2.537 [64.44]	.400 [10.16]	1.328 [33.73]	.734 [18.64]	1.469 [37.31]
20	1.248 [31.70]	1.562 [39.67]	.115 [2.92]	2.842 [72.19]	.535 [13.59]	1.453 [36.91]	.734 [18.64]	1.469 [37.31]
22	1.373 [34.87]	1.688 [42.88]	.115 [2.92]	2.842 [72.19]	.535 [13.59]	1.578 [40.08]	.922 [23.42]	1.656 [42.06]
24	1.498 [38.05]	1.812 [46.02]	.115 [2.92]	2.900 [73.66]	.568 [14.43]	1.703 [43.26]	.984 [24.99]	1.750 [44.45]

DIMENSIONS IN BRACKETS [] ARE IN MILLIMETERS.

IN-LINE RECEPTACLE SCPT01SG*

CRIMP FRONT RELEASE CONTACTS



SCPT01SG* Environmental with shrink boot adapter (1 piece)

SHELL SIZE	A ±.003 [±0.08]	G ±.020 [±0.51]	K ±.016 [±0.41]	L MAX.	M +.031 -.000 [+0.79] [-0.00]	S MAX.	W MIN.	Y MAX.
8	.471 [11.96]	.938 [23.83]	.094 [2.39]	1.969 [50.01]	.400 [10.16]	.828 [21.03]	.278 [7.06]	.533 [13.54]
10	.588 [14.94]	1.062 [26.97]	.094 [2.39]	1.969 [50.01]	.400 [10.16]	.954 [24.23]	.390 [9.91]	.604 [15.34]
12	.748 [19.00]	1.156 [29.36]	.094 [2.39]	1.969 [50.01]	.400 [10.16]	1.047 [26.59]	.496 [12.60]	.767 [19.48]
14	.873 [22.17]	1.250 [31.75]	.094 [2.39]	1.969 [50.01]	.400 [10.16]	1.141 [28.98]	.626 [15.90]	.839 [21.31]
16	.998 [25.35]	1.344 [34.14]	.094 [2.39]	1.969 [50.01]	.400 [10.16]	1.234 [31.34]	.746 [18.95]	.965 [24.51]
18	1.123 [28.52]	1.438 [36.53]	.094 [2.39]	1.969 [50.01]	.400 [10.16]	1.328 [33.73]	.823 [20.90]	1.041 [26.44]
20	1.248 [31.70]	1.562 [39.67]	.115 [2.92]	2.096 [53.24]	.535 [13.59]	1.453 [36.91]	.933 [23.70]	1.211 [30.76]
22	1.373 [34.87]	1.688 [42.88]	.115 [2.92]	2.096 [53.24]	.535 [13.59]	1.578 [40.08]	1.047 [26.59]	1.348 [34.24]
24	1.498 [38.05]	1.812 [46.02]	.115 [2.92]	2.096 [53.24]	.568 [14.43]	1.703 [43.26]	1.154 [29.31]	1.436 [36.47]

DIMENSIONS IN BRACKETS [] ARE IN MILLIMETERS.

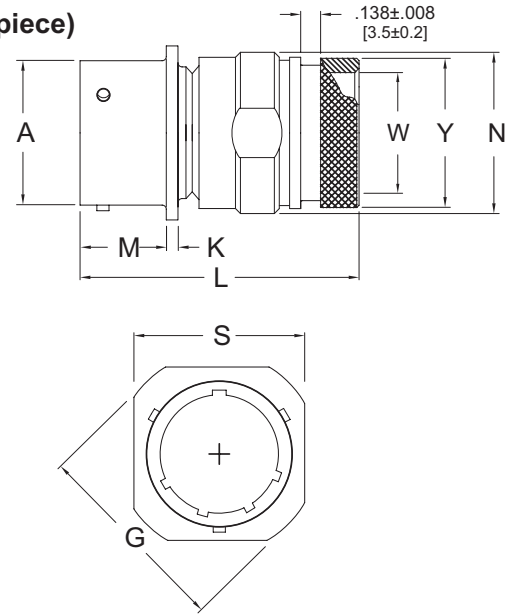
SCPT01SG2G* IN-LINE RECEPTACLE

CRIMP FRONT RELEASE CONTACTS

SCPT01SG2G* Environmental, with shrink boot adapter (2 piece)

SHELL SIZE	A ±.003 [±0.08]	G ±.020 [±0.51]	K ±.016 [±0.41]	L MAX.	M +.031 -.000 [+0.79] [-0.00]	N MAX.	S MAX.	W MIN.	Y MAX.
8	.471 [11.96]	.938 [23.83]	.094 [2.39]	1.900 [48.26]	.400 [10.16]	.730 [18.54]	.828 [21.03]	.278 [7.06]	.533 [13.54]
10	.588 [14.94]	1.062 [26.97]	.094 [2.39]	1.900 [48.26]	.400 [10.16]	.793 [20.14]	.954 [24.23]	.390 [9.91]	.604 [15.34]
12	.748 [19.00]	1.156 [29.36]	.094 [2.39]	1.900 [48.26]	.400 [10.16]	.918 [23.32]	1.047 [26.59]	.496 [12.60]	.767 [19.48]
14	.873 [22.17]	1.250 [31.75]	.094 [2.39]	1.900 [48.26]	.400 [10.16]	1.043 [26.49]	1.141 [28.98]	.626 [15.90]	.839 [21.31]
16	.998 [25.35]	1.344 [34.14]	.094 [2.39]	1.900 [48.26]	.400 [10.16]	1.167 [29.64]	1.234 [31.34]	.746 [18.95]	.965 [24.51]
18	1.123 [28.52]	1.438 [36.53]	.094 [2.39]	1.900 [48.26]	.400 [10.16]	1.293 [32.84]	1.328 [33.73]	.823 [20.90]	1.042 [26.47]
20	1.248 [31.70]	1.562 [39.67]	.115 [2.92]	2.300 [58.42]	.535 [13.59]	1.418 [36.02]	1.453 [36.91]	.933 [23.70]	1.211 [30.76]
22	1.373 [34.87]	1.688 [42.88]	.115 [2.92]	2.300 [58.42]	.535 [13.59]	1.480 [37.59]	1.578 [40.08]	1.047 [26.59]	1.348 [34.24]
24	1.498 [38.05]	1.812 [46.02]	.115 [2.92]	2.400 [60.96]	.568 [14.43]	1.668 [42.37]	1.703 [43.26]	1.154 [29.31]	1.436 [36.47]

DIMENSIONS IN BRACKETS [] ARE IN MILLIMETERS.



3B

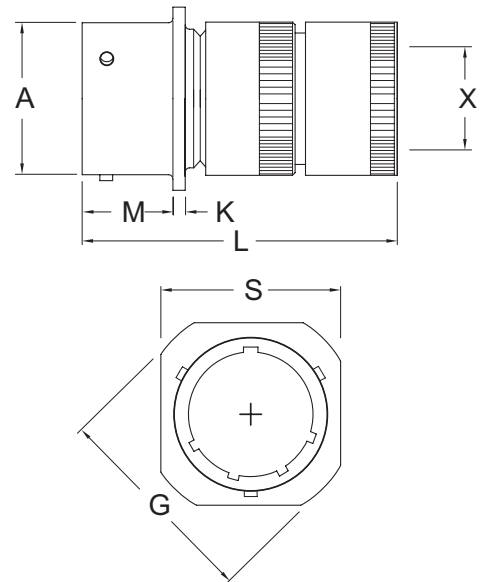
SCPT01SJ* IN-LINE RECEPTACLE

CRIMP FRONT RELEASE CONTACTS

SCPT01SJ* Environmental, with cable sealing gland

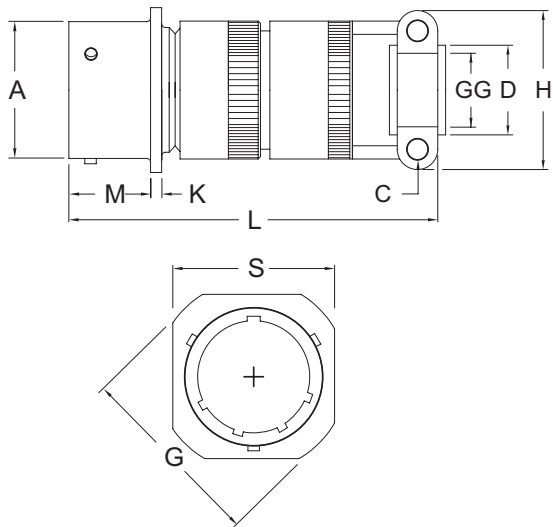
SHELL SIZE	A ±.003 [±0.08]	G ±.020 [±0.51]	K ±.016 [±0.41]	L MAX.	M +.031 -.000 [+0.79] [-0.00]	S MAX.	X MIN.
8	.471 [11.96]	.938 [23.83]	.094 [2.39]	1.902 [48.31]	.400 [10.16]	.828 [21.03]	.234 [5.94]
10	.588 [14.94]	1.062 [26.97]	.094 [2.39]	1.902 [48.31]	.400 [10.16]	.954 [24.23]	.297 [7.54]
12	.748 [19.00]	1.156 [29.36]	.094 [2.39]	2.042 [51.87]	.400 [10.16]	1.047 [26.59]	.422 [10.72]
14	.873 [22.17]	1.250 [31.75]	.094 [2.39]	2.230 [56.64]	.400 [10.16]	1.141 [28.98]	.547 [13.89]
16	.998 [25.35]	1.344 [34.14]	.094 [2.39]	2.449 [62.20]	.400 [10.16]	1.234 [31.34]	.609 [15.47]
18	1.123 [28.52]	1.438 [36.53]	.094 [2.39]	2.647 [67.23]	.400 [10.16]	1.328 [33.73]	.734 [18.64]
20	1.248 [31.70]	1.562 [39.67]	.115 [2.92]	2.976 [75.59]	.535 [13.59]	1.453 [36.91]	.734 [18.64]
22	1.373 [34.87]	1.688 [42.88]	.115 [2.92]	3.125 [79.38]	.535 [13.59]	1.578 [40.08]	.922 [23.42]
24	1.498 [38.05]	1.812 [46.02]	.115 [2.92]	3.289 [83.54]	.568 [14.43]	1.703 [43.26]	.984 [24.99]

DIMENSIONS IN BRACKETS [] ARE IN MILLIMETERS.



IN-LINE RECEPTACLE SCPT01SJF*

CRIMP FRONT RELEASE CONTACTS



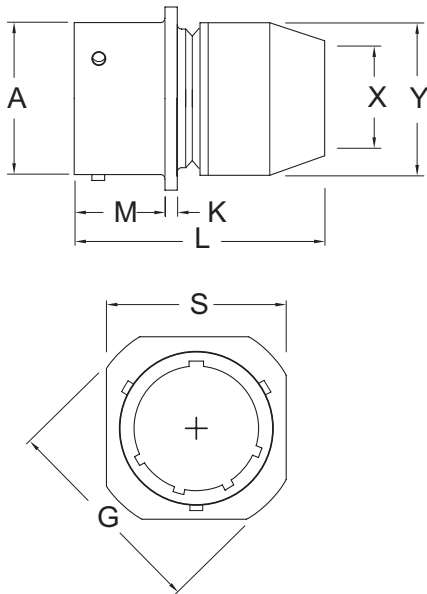
SCPT01SJF* Environmental, cable sealing with strain relief

SHELL SIZE	A ±.003 [±0.08]	C THREAD	D MIN.	GG DIA.	H MAX.	G ±.020 [±0.51]	K ±.016 [±0.41]	L MAX.	M +.031 -.000 [+0.79] [-0.00]	S MAX.
8	.471 [11.96]	6-32	.234 [5.94]	.125 [3.18]	.828 [21.03]	.938 [23.83]	.094 [2.39]	2.496 [63.40]	.400 [10.16]	.828 [21.03]
10	.588 [14.94]	6-32	.297 [7.54]	.188 [4.78]	.891 [22.63]	1.062 [26.97]	.094 [2.39]	2.496 [63.40]	.400 [10.16]	.954 [24.23]
12	.748 [19.00]	6-32	.422 [10.72]	.312 [7.92]	1.016 [25.81]	1.156 [29.36]	.094 [2.39]	2.636 [66.95]	.400 [10.16]	1.047 [26.59]
14	.873 [22.17]	6-32	.547 [13.89]	.375 [9.52]	1.141 [28.98]	1.250 [31.75]	.094 [2.39]	2.824 [71.73]	.400 [10.16]	1.141 [28.98]
16	.998 [25.35]	6-32	.609 [15.47]	.500 [12.70]	1.203 [30.56]	1.344 [34.14]	.094 [2.39]	3.168 [80.47]	.400 [10.16]	1.234 [31.34]
18	1.123 [28.52]	8-32	.734 [18.64]	.625 [15.88]	1.469 [37.31]	1.438 [36.53]	.094 [2.39]	3.397 [86.28]	.400 [10.16]	1.328 [33.73]
20	1.248 [31.70]	8-32	.734 [18.64]	.625 [15.88]	1.469 [37.31]	1.562 [39.67]	.115 [2.92]	3.788 [96.22]	.535 [13.59]	1.453 [36.91]
22	1.373 [34.87]	8-32	.922 [23.42]	.750 [19.05]	1.656 [42.06]	1.688 [42.88]	.115 [2.92]	3.936 [99.97]	.535 [13.59]	1.578 [40.08]
24	1.498 [38.05]	8-32	.984 [24.99]	.800 [20.32]	1.750 [44.45]	1.812 [46.02]	.115 [2.92]	4.100 [104.14]	.568 [14.43]	1.703 [43.26]

DIMENSIONS IN BRACKETS [] ARE IN MILLIMETERS.

IN-LINE RECEPTACLE SCPT01SP*

CRIMP FRONT RELEASE CONTACTS



SCPT01SP* Environmental, with potting form

SHELL SIZE	A ±.003 [±0.08]	G ±.020 [±0.51]	K ±.016 [±0.41]	L MAX.	M +.031 -.000 [+0.79] [-0.00]	S MAX.	X DIA. MIN. I.D.	Y DIA. MAX. O.D.
8	.471 [11.96]	.938 [23.83]	.094 [2.39]	1.656 [42.06]	.400 [10.16]	.828 [21.03]	.317 [8.05]	.608 [15.44]
10	.588 [14.94]	1.062 [26.97]	.094 [2.39]	1.656 [42.06]	.400 [10.16]	.954 [24.23]	.434 [11.02]	.734 [18.64]
12	.748 [19.00]	1.156 [29.36]	.094 [2.39]	1.656 [42.06]	.400 [10.16]	1.047 [26.59]	.548 [13.92]	.858 [21.79]
14	.873 [22.17]	1.250 [31.75]	.094 [2.39]	1.656 [42.06]	.400 [10.16]	1.141 [28.98]	.673 [17.09]	.984 [24.99]
16	.998 [25.35]	1.344 [34.14]	.094 [2.39]	1.656 [42.06]	.400 [10.16]	1.234 [31.34]	.798 [20.27]	1.110 [28.19]
18	1.123 [28.52]	1.438 [36.53]	.094 [2.39]	1.656 [42.06]	.400 [10.16]	1.328 [33.73]	.899 [22.83]	1.234 [31.34]
20	1.248 [31.70]	1.562 [39.67]	.115 [2.92]	1.750 [44.45]	.535 [13.59]	1.453 [36.91]	1.024 [26.01]	1.360 [34.54]
22	1.373 [34.87]	1.688 [42.88]	.115 [2.92]	1.750 [44.45]	.535 [13.59]	1.578 [40.08]	1.149 [29.18]	1.484 [37.69]
24	1.498 [38.05]	1.812 [46.02]	.115 [2.92]	1.782 [45.26]	.568 [14.43]	1.703 [43.26]	1.274 [32.36]	1.610 [40.89]

DIMENSIONS IN BRACKETS [] ARE IN MILLIMETERS.

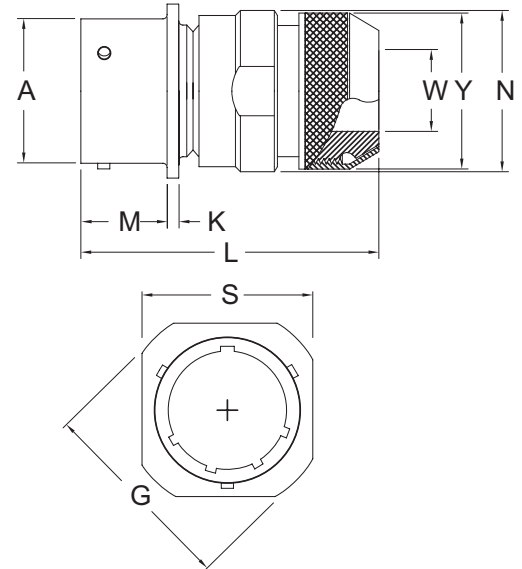
SCPT01SSB* IN-LINE RECEPTACLE

CRIMP FRONT RELEASE CONTACTS

SCPT01SSB* Environmental, with EMI/RFI shield backshell (2 piece)

SHELL SIZE	A ±.003 [±0.08]	G ±.020 [±0.51]	K ±.016 [±0.41]	L MAX.	M +.031 -.000 [+0.79] [-0.00]	N MAX.	S MAX.	W MIN.	Y MAX.
8	.471 [11.96]	.938 [23.83]	.094 [2.39]	2.126 [54.00]	.400 [10.16]	.730 [18.54]	.828 [21.03]	.278 [7.06]	.642 [16.31]
10	.588 [14.94]	1.062 [26.97]	.094 [2.39]	2.126 [54.00]	.400 [10.16]	.793 [20.14]	.954 [24.23]	.390 [9.91]	.720 [18.29]
12	.748 [19.00]	1.156 [29.36]	.094 [2.39]	2.126 [54.00]	.400 [10.16]	.918 [23.32]	1.047 [26.59]	.496 [12.60]	.878 [22.30]
14	.873 [22.17]	1.250 [31.75]	.094 [2.39]	2.126 [54.00]	.400 [10.16]	1.043 [26.49]	1.141 [28.98]	.626 [15.90]	.996 [25.30]
16	.998 [25.35]	1.344 [34.14]	.094 [2.39]	2.126 [54.00]	.400 [10.16]	1.167 [29.64]	1.234 [31.34]	.746 [18.95]	1.114 [28.30]
18	1.123 [28.52]	1.438 [36.53]	.094 [2.39]	2.126 [54.00]	.400 [10.16]	1.293 [32.84]	1.328 [33.73]	.823 [20.90]	1.272 [32.31]
20	1.248 [31.70]	1.562 [39.67]	.115 [2.92]	2.480 [62.99]	.535 [13.59]	1.418 [36.02]	1.453 [36.91]	.933 [23.70]	1.350 [34.29]
22	1.373 [34.87]	1.688 [42.88]	.115 [2.92]	2.480 [62.99]	.535 [13.59]	1.480 [37.59]	1.578 [40.08]	1.047 [26.59]	1.508 [38.30]
24	1.498 [38.05]	1.812 [46.02]	.115 [2.92]	2.540 [64.52]	.568 [14.43]	1.688 [42.88]	1.703 [43.26]	1.154 [29.31]	1.626 [41.30]

DIMENSIONS IN BRACKETS [] ARE IN MILLIMETERS.



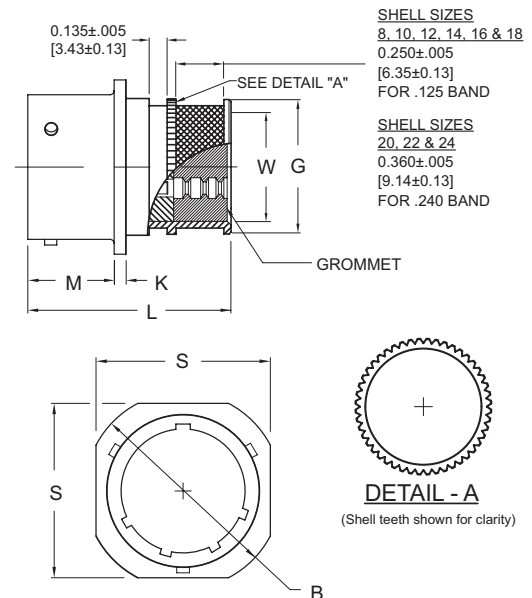
SCPT01SSV* IN-LINE RECEPTACLE

(MS3121) CRIMP FRONT RELEASE CONTACTS

SCPT01SSV* Environmental with integrated backshell

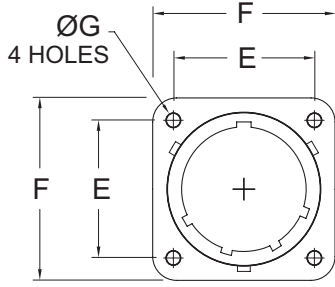
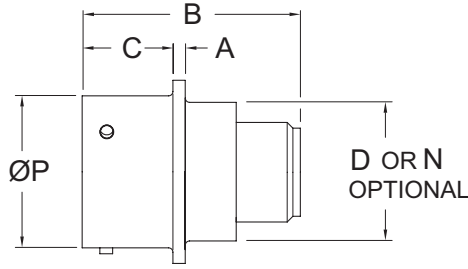
SHELL SIZE	FRONT VIEW		SIDE VIEW				
	B ±.030 [±0.76]	S TYP.	G MAX	K ±.016 [±0.41]	L MAX	M +.016 [+0.41] -.015 [-0.38]	W MAX
8	0.948 [24.08]	0.828 [21.03]	0.435 [11.05]	0.062 [1.57]	1.410 [35.81]	0.400 [10.16]	0.370 [9.40]
10	1.072 [27.23]	0.954 [24.23]	0.560 [14.22]	0.062 [1.57]	1.410 [35.81]	0.400 [10.16]	0.497 [12.62]
12	1.166 [29.62]	1.047 [26.59]	0.682 [17.32]	0.062 [1.57]	1.410 [35.81]	0.400 [10.16]	0.613 [15.57]
14	1.260 [32.00]	1.141 [28.98]	0.807 [20.50]	0.062 [1.57]	1.410 [35.81]	0.400 [10.16]	0.738 [18.75]
16	1.354 [34.39]	1.234 [31.34]	0.932 [23.67]	0.062 [1.57]	1.410 [35.81]	0.400 [10.16]	0.863 [21.92]
18	1.448 [36.78]	1.328 [33.73]	1.057 [26.85]	0.062 [1.57]	1.410 [35.81]	0.400 [10.16]	0.919 [23.34]
20	1.572 [39.93]	1.453 [36.91]	1.182 [30.02]	0.094 [2.39]	1.475 [37.46]	0.535 [13.59]	1.044 [26.52]
22	1.698 [43.13]	1.578 [40.08]	1.307 [33.20]	0.094 [2.39]	1.475 [37.46]	0.535 [13.59]	1.169 [29.69]
24	1.822 [46.28]	1.703 [43.26]	1.432 [36.37]	0.094 [2.39]	1.475 [37.46]	0.568 [14.43]	1.294 [32.87]

DIMENSIONS IN BRACKETS [] ARE MILLIMETERS



BOX MOUNT RECEPTACLE SCPT02SE*

CRIMP FRONT RELEASE CONTACTS



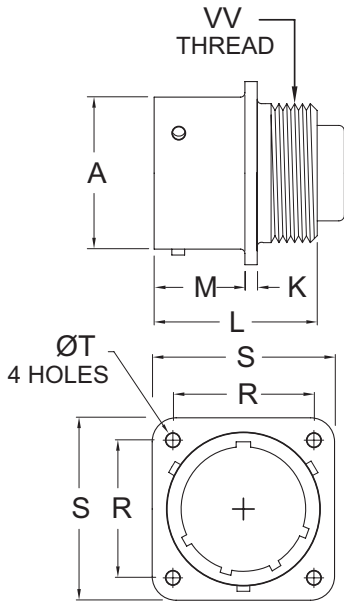
SCPT02SE* Environmental

SHELL SIZE	A ±.016 [±0.41]	B MAX.	C +.031 -.000 [+0.79] [-0.00]	D +.031 -.024 [+0.79] [-0.61]	E T.P.	F MAX.	ØG ±.005 [±0.13]	N THREAD CLASS 2A OPTIONAL	ØP ±.003 [±0.08]
8	.062 [1.57]	1.320 [33.53]	.431 [10.95]	.438 [11.13]	.594 [15.09]	.828 [21.03]	.120 [3.05]	.4375-28 UNEF	.471 [11.96]
10	.062 [1.57]	1.320 [33.53]	.431 [10.95]	.562 [14.27]	.719 [18.26]	.954 [24.23]	.120 [3.05]	.5625-24 UNEF	.588 [14.94]
12	.062 [1.57]	1.320 [33.53]	.431 [10.95]	.688 [17.48]	.812 [20.62]	1.047 [26.59]	.120 [3.05]	.6875-24 UNEF	.748 [19.00]
14	.062 [1.57]	1.320 [33.53]	.431 [10.95]	.812 [20.62]	.906 [23.01]	1.141 [28.98]	.120 [3.05]	.8125-20 UNEF	.873 [22.17]
16	.062 [1.57]	1.320 [33.53]	.431 [10.95]	.938 [23.83]	.969 [24.61]	1.234 [31.34]	.120 [3.05]	.9375-20 UNEF	.998 [25.35]
18	.062 [1.57]	1.320 [33.53]	.431 [10.95]	1.062 [26.97]	1.062 [26.97]	1.328 [33.73]	.120 [3.05]	1.0625-18 UNEF	1.123 [28.52]
20	.094 [2.39]	1.367 [34.72]	.556 [14.12]	1.188 [30.18]	1.156 [29.36]	1.453 [36.91]	.120 [3.05]	1.1875-18 UNEF	1.248 [31.70]
22	.094 [2.39]	1.367 [34.72]	.556 [14.12]	1.312 [33.32]	1.250 [31.75]	1.578 [40.08]	.120 [3.05]	1.3125-18 UNEF	1.373 [34.87]
24	.094 [2.39]	1.418 [36.02]	.589 [14.96]	1.438 [36.53]	1.375 [34.92]	1.703 [43.26]	.147 [3.73]	1.4375-18 UNEF	1.498 [38.05]

DIMENSIONS IN BRACKETS [] ARE IN MILLIMETERS.

WALL MOUNT RECEPTACLE SCPT03SE*

CRIMP FRONT RELEASE CONTACTS



SCPT03SE* Environmental, less backshell

SHELL SIZE	A ±.003 [±0.08]	K ±.016 [±0.41]	L MAX.	M +.031 -.000 [+0.79] [-0.00]	R T.P.	S MAX.	T ±.005 [±0.13]	VV THREAD CLASS 2A
8	.471 [11.96]	.062 [1.57]	.926 [23.52]	.431 [10.95]	.594 [15.09]	.828 [21.03]	.120 [3.05]	.4375-28 UNEF
10	.588 [14.94]	.062 [1.57]	.926 [23.52]	.431 [10.95]	.719 [18.26]	.954 [24.23]	.120 [3.05]	.5625-24 UNEF
12	.748 [19.00]	.062 [1.57]	.926 [23.52]	.431 [10.95]	.812 [20.62]	1.047 [26.59]	.120 [3.05]	.6875-24 UNEF
14	.873 [22.17]	.062 [1.57]	.926 [23.52]	.431 [10.95]	.906 [23.01]	1.141 [28.98]	.120 [3.05]	.8125-20 UNEF
16	.998 [25.35]	.062 [1.57]	.926 [23.52]	.431 [10.95]	.969 [24.61]	1.234 [31.34]	.120 [3.05]	.9375-20 UNEF
18	1.123 [28.52]	.062 [1.57]	.926 [23.52]	.431 [10.95]	1.062 [26.97]	1.328 [33.73]	.120 [3.05]	1.0625-18 UNEF
20	1.248 [31.70]	.094 [2.39]	1.144 [29.06]	.556 [14.12]	1.156 [29.36]	1.453 [36.91]	.120 [3.05]	1.1875-18 UNEF
22	1.373 [34.87]	.094 [2.39]	1.144 [29.06]	.556 [14.12]	1.250 [31.75]	1.578 [40.08]	.120 [3.05]	1.3125-18 UNEF
24	1.498 [38.05]	.094 [2.39]	1.177 [29.90]	.589 [14.96]	1.375 [34.92]	1.703 [43.26]	.147 [3.73]	1.4375-18 UNEF

DIMENSIONS IN BRACKETS [] ARE IN MILLIMETERS.

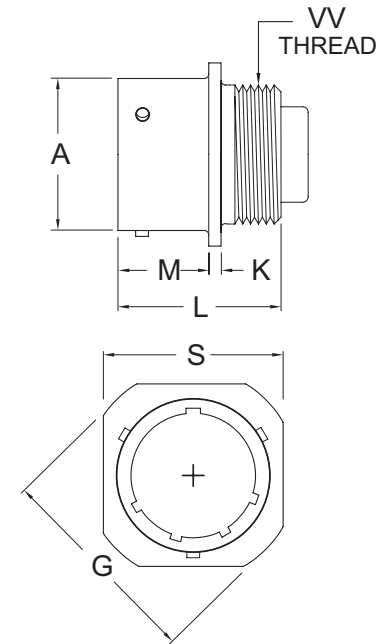
SCPT04SE* IN-LINE RECEPTACLE

CRIMP FRONT RELEASE CONTACTS

SCPT04SE* Environmental, less backshell

SHELL SIZE	A ±.003 [±0.08]	G ±.020 [±0.51]	K ±.016 [±0.41]	L MAX.	M +.031 -.000 [+0.79] [-0.00]	S MAX.	VV THREAD CLASS 2A
8	.471 [11.96]	.938 [23.83]	.094 [2.39]	.926 [23.52]	.400 [10.16]	.828 [21.03]	.4375-28 UNEF
10	.588 [14.94]	1.062 [26.97]	.094 [2.39]	.926 [23.52]	.400 [10.16]	.954 [24.23]	.5625-24 UNEF
12	.748 [19.00]	1.156 [29.36]	.094 [2.39]	.926 [23.52]	.400 [10.16]	1.047 [26.59]	.6875-24 UNEF
14	.873 [22.17]	1.250 [31.75]	.094 [2.39]	.926 [23.52]	.400 [10.16]	1.141 [28.98]	.8125-20 UNEF
16	.998 [25.35]	1.344 [34.14]	.094 [2.39]	.926 [23.52]	.400 [10.16]	1.234 [31.34]	.9375-20 UNEF
18	1.123 [28.52]	1.438 [36.53]	.094 [2.39]	.926 [23.52]	.400 [10.16]	1.328 [33.73]	1.0625-18 UNEF
20	1.248 [31.70]	1.562 [39.67]	.115 [2.92]	1.144 [29.06]	.535 [13.59]	1.453 [36.91]	1.1875-18 UNEF
22	1.373 [34.87]	1.688 [42.88]	.115 [2.92]	1.144 [29.06]	.535 [13.59]	1.578 [40.08]	1.3125-18 UNEF
24	1.498 [38.05]	1.812 [46.02]	.115 [2.92]	1.177 [29.90]	.568 [14.43]	1.703 [43.26]	1.4375-18 UNEF

DIMENSIONS IN BRACKETS [] ARE IN MILLIMETERS.



3B

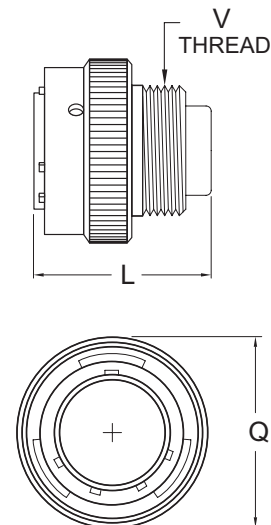
SCPT05SE* STRAIGHT PLUG

CRIMP FRONT RELEASE CONTACTS

SCPT(G)05SE* Environmental, less backshell

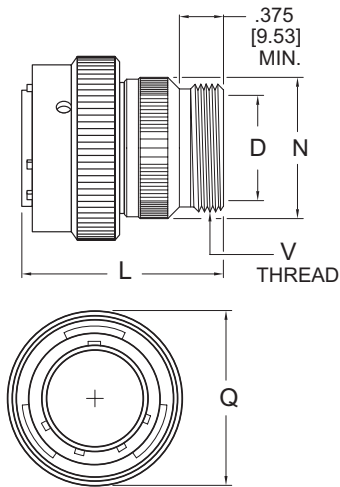
SHELL SIZE	L MAX.	Q MAX.	V THREAD CLASS 2A
8	.875 [22.23]	.782 [19.86]	.4375-28 UNEF
10	.875 [22.23]	.926 [23.52]	.5625-24 UNEF
12	.875 [22.23]	1.043 [26.49]	.6875-24 UNEF
14	.875 [22.23]	1.183 [30.05]	.8125-20 UNEF
16	.875 [22.23]	1.305 [33.15]	.9375-20 UNEF
18	.875 [22.23]	1.391 [35.33]	1.0625-18 UNEF
20	1.031 [26.19]	1.531 [38.89]	1.1875-18 UNEF
22	1.031 [26.19]	1.656 [42.06]	1.3125-18 UNEF
24	1.031 [26.19]	1.777 [45.14]	1.4375-18 UNEF

DIMENSIONS IN BRACKETS [] ARE IN MILLIMETERS.



STRAIGHT PLUG SCPT06SA*

CRIMP FRONT RELEASE CONTACTS



SCPT(G)06SA*

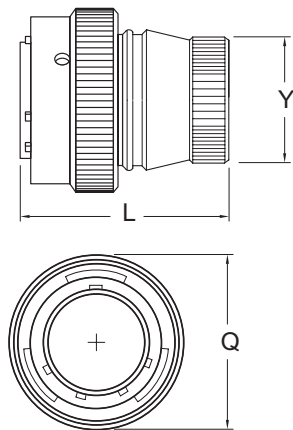
Environmental, with threaded backshell

SHELL SIZE	D MIN	L MAX.	N MAX.	Q MAX.	V THREAD CLASS 2A
8	.297 [7.54]	1.328 [33.73]	.590 [14.99]	.782 [19.86]	.5000-28 UNEF
10	.421 [10.69]	1.328 [33.73]	.717 [18.21]	.926 [23.52]	.6250-24 UNEF
12	.546 [13.87]	1.328 [33.73]	.834 [21.18]	1.043 [26.49]	.7500-20 UNEF
14	.663 [16.84]	1.328 [33.73]	.970 [24.64]	1.183 [30.05]	.8750-20 UNEF
16	.787 [19.99]	1.328 [33.73]	1.088 [27.64]	1.305 [33.15]	1.0000-20 UNEF
18	.879 [22.33]	1.328 [33.73]	1.216 [30.89]	1.391 [35.33]	1.1875-18 UNEF
20	1.014 [25.76]	1.453 [36.91]	1.332 [33.83]	1.531 [38.89]	1.1875-18 UNEF
22	1.135 [28.83]	1.453 [36.91]	1.460 [37.08]	1.656 [42.06]	1.4375-18 UNEF
24	1.259 [31.98]	1.510 [38.35]	1.585 [40.26]	1.777 [45.14]	1.4375-18 UNEF

DIMENSIONS IN BRACKETS [] ARE IN MILLIMETERS.

STRAIGHT PLUG SCPT06SE*

CRIMP FRONT RELEASE CONTACTS



SCPT(G)06SE*

Environmental, with grommet nut

SHELL SIZE	L MAX.	Q MAX.	Y DIA. MAX. O.D.
8	1.513 [38.43]	.782 [19.86]	.608 [15.44]
10	1.513 [38.43]	.926 [23.52]	.734 [18.64]
12	1.513 [38.43]	1.043 [26.49]	.858 [21.79]
14	1.513 [38.43]	1.183 [30.05]	.984 [24.99]
16	1.513 [38.43]	1.305 [33.15]	1.110 [28.19]
18	1.513 [38.43]	1.391 [35.33]	1.234 [31.34]
20	1.638 [41.61]	1.531 [38.89]	1.360 [34.54]
22	1.638 [41.61]	1.656 [42.06]	1.484 [37.69]
24	1.638 [41.61]	1.777 [45.14]	1.610 [40.89]

DIMENSIONS IN BRACKETS [] ARE IN MILLIMETERS.

SCPT06SF* **STRAIGHT PLUG**

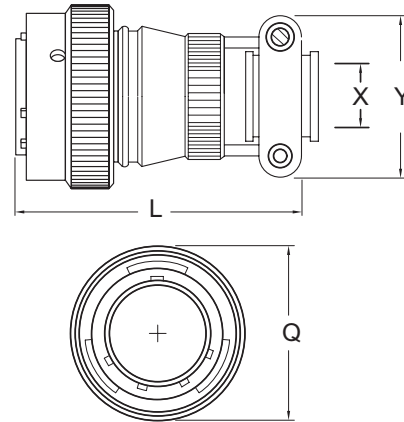
CRIMP FRONT RELEASE CONTACTS

SCPT(G)06SF*

Environmental with strain relief

SHELL SIZE	L MAX.	Q MAX.	X ID	Y MAX.
8	2.413 [61.29]	.782 [19.86]	.125 [3.18]	.828 [21.03]
10	2.413 [61.29]	.926 [23.52]	.188 [4.78]	.891 [22.63]
12	2.413 [61.29]	1.043 [26.49]	.312 [7.92]	1.016 [25.81]
14	2.413 [61.29]	1.183 [30.05]	.375 [9.52]	1.141 [28.98]
16	2.528 [64.21]	1.305 [33.15]	.500 [12.70]	1.203 [30.56]
18	2.528 [64.21]	1.391 [35.33]	.625 [15.88]	1.469 [37.31]
20	2.753 [69.93]	1.531 [38.89]	.625 [15.88]	1.469 [37.31]
22	2.753 [69.93]	1.656 [42.06]	.750 [19.05]	1.656 [42.06]
24	2.830 [71.88]	1.777 [45.14]	.800 [20.32]	1.750 [44.45]

DIMENSIONS IN BRACKETS [] ARE IN MILLIMETERS.



3B

SCPT06SG* **STRAIGHT PLUG**

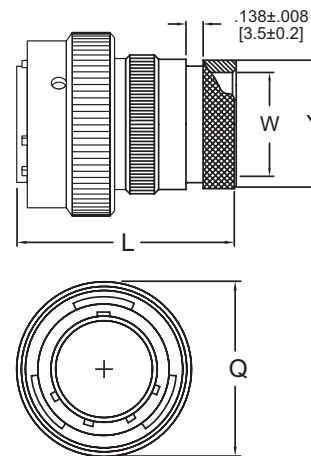
CRIMP FRONT RELEASE CONTACTS

SCPT(G)06SG*

Environmental, with shrink boot adapter (1 piece)

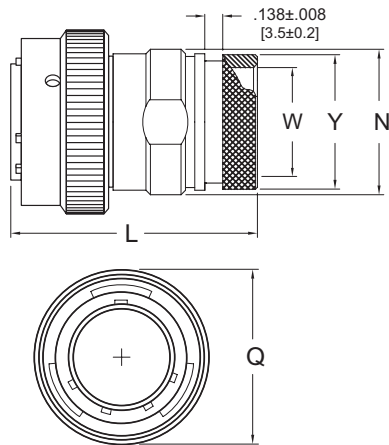
SHELL SIZE	L MAX.	Q MAX.	W MIN.	Y MAX.
8	1.969 [50.01]	.782 [19.86]	.278 [7.06]	.533 [13.54]
10	1.969 [50.01]	.926 [23.52]	.390 [9.91]	.604 [15.34]
12	1.969 [50.01]	1.043 [26.49]	.496 [12.60]	.767 [19.48]
14	1.969 [50.01]	1.183 [30.05]	.626 [15.90]	.839 [21.31]
16	1.969 [50.01]	1.305 [33.15]	.756 [19.20]	.965 [24.51]
18	1.969 [50.01]	1.391 [35.33]	.823 [20.90]	1.041 [26.44]
20	2.047 [51.99]	1.531 [38.89]	.933 [23.70]	1.211 [30.76]
22	2.047 [51.99]	1.656 [42.06]	1.047 [26.59]	1.348 [34.24]
24	2.047 [51.99]	1.777 [45.14]	1.154 [29.31]	1.436 [36.47]

DIMENSIONS IN BRACKETS [] ARE IN MILLIMETERS.



STRAIGHT PLUG SCPT06G2G*

CRIMP FRONT RELEASE CONTACTS



SCPT(G)06SG2G*

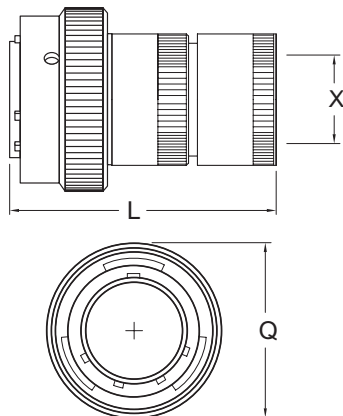
Environmental with shrink boot adapter (2 piece)

SHELL SIZE	L MAX.	N MAX.	Q MAX.	W MIN.	Y MAX.
8	1.900 [48.26]	.730 [18.54]	.782 [19.86]	.278 [7.06]	.533 [13.54]
10	1.900 [48.26]	.793 [20.14]	.926 [23.52]	.390 [9.91]	.604 [15.34]
12	2.000 [50.80]	.918 [23.32]	1.043 [26.49]	.496 [12.60]	.767 [19.48]
14	2.000 [50.80]	1.043 [26.49]	1.183 [30.05]	.626 [15.90]	.839 [21.31]
16	2.000 [50.80]	1.167 [29.64]	1.305 [33.15]	.746 [18.95]	.965 [24.51]
18	2.000 [50.80]	1.293 [32.84]	1.391 [35.33]	.823 [20.90]	1.042 [26.47]
20	2.314 [58.78]	1.418 [36.02]	1.531 [38.89]	.933 [23.70]	1.211 [30.76]
22	2.314 [58.78]	1.480 [37.59]	1.656 [42.06]	1.047 [26.59]	1.348 [34.24]
24	2.314 [58.78]	1.668 [42.37]	1.777 [45.14]	1.154 [29.31]	1.436 [36.47]

DIMENSIONS IN BRACKETS [] ARE IN MILLIMETERS.

STRAIGHT PLUG SCPT06SJ*

CRIMP FRONT RELEASE CONTACTS



SCPT(G)06SJ*

Environmental, with cable sealing gland

SHELL SIZE	L MAX.	Q MAX.	X MIN.
8	1.902 [48.31]	.782 [19.86]	.234 [5.94]
10	1.902 [48.31]	.926 [23.52]	.297 [7.54]
12	2.042 [51.87]	1.043 [26.49]	.422 [10.72]
14	2.230 [56.64]	1.183 [30.05]	.547 [13.89]
16	2.449 [62.20]	1.305 [33.15]	.609 [15.47]
18	2.647 [67.23]	1.391 [35.33]	.734 [18.64]
20	2.976 [75.59]	1.531 [38.89]	.734 [18.64]
22	3.125 [79.38]	1.656 [42.06]	.922 [23.42]
24	3.289 [83.54]	1.777 [45.14]	.984 [24.99]

DIMENSIONS IN BRACKETS [] ARE IN MILLIMETERS.

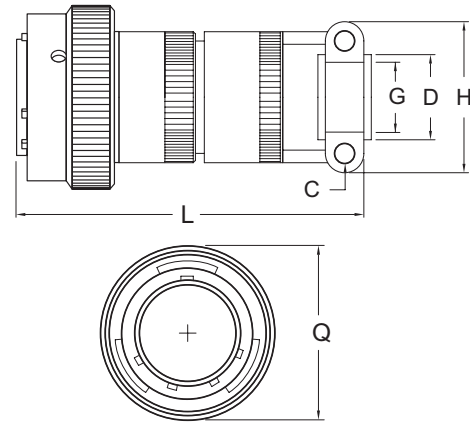
SCPT06SJF* **STRAIGHT PLUG**

CRIMP FRONT RELEASE CONTACTS

SCPT(G)06SJF* Environmental, cable sealing with strain relief

SHELL SIZE	C THREAD	D MIN.	G DIA.	H MAX.	L MAX.	Q MAX.
8	6-32	.234 [5.94]	.125 [3.18]	.828 [21.03]	2.496 [63.40]	.782 [19.86]
10	6-32	.297 [7.54]	.188 [4.78]	.891 [22.63]	2.496 [63.40]	.926 [23.52]
12	6-32	.422 [10.72]	.312 [7.92]	1.016 [25.81]	2.636 [66.95]	1.043 [26.49]
14	6-32	.547 [13.89]	.375 [9.52]	1.141 [28.98]	2.824 [71.73]	1.183 [30.05]
16	6-32	.609 [15.47]	.500 [12.70]	1.203 [30.56]	3.168 [80.47]	1.305 [33.15]
18	8-32	.734 [18.64]	.625 [15.88]	1.469 [37.31]	3.397 [86.28]	1.391 [35.33]
20	8-32	.734 [18.64]	.625 [15.88]	1.469 [37.31]	3.788 [96.22]	1.531 [38.89]
22	8-32	.922 [23.42]	.750 [19.05]	1.656 [42.06]	3.936 [99.97]	1.656 [42.06]
24	8-32	.984 [24.99]	.800 [20.32]	1.750 [44.45]	4.100 [104.14]	1.777 [45.14]

DIMENSIONS IN BRACKETS [] ARE IN MILLIMETERS.



3B

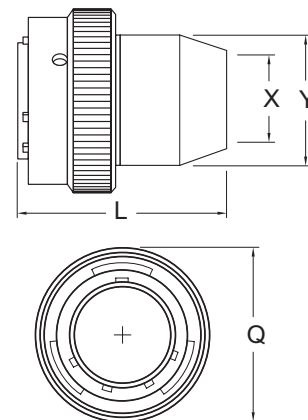
SCPT06SP* **STRAIGHT PLUG**

CRIMP FRONT RELEASE CONTACTS

SCPT(G)06SP* Environmental, with potting form

SHELL SIZE	L MAX.	Q MAX.	X DIA. MIN. I.D.	Y DIA. MAX. O.D.
8	1.750 [44.45]	.782 [19.86]	.317 [8.05]	.608 [15.44]
10	1.750 [44.45]	.926 [23.52]	.434 [11.02]	.734 [18.64]
12	1.750 [44.45]	1.043 [26.49]	.548 [13.92]	.858 [21.79]
14	1.750 [44.45]	1.183 [30.05]	.673 [17.09]	.984 [24.99]
16	1.750 [44.45]	1.305 [33.15]	.798 [20.27]	1.110 [28.19]
18	1.750 [44.45]	1.391 [35.33]	.899 [22.83]	1.234 [31.34]
20	1.892 [48.06]	1.531 [38.89]	1.024 [26.01]	1.360 [34.54]
22	1.892 [48.06]	1.656 [42.06]	1.149 [29.18]	1.484 [37.69]
24	1.953 [49.61]	1.777 [45.14]	1.274 [32.36]	1.610 [40.89]

DIMENSIONS IN BRACKETS [] ARE IN MILLIMETERS.

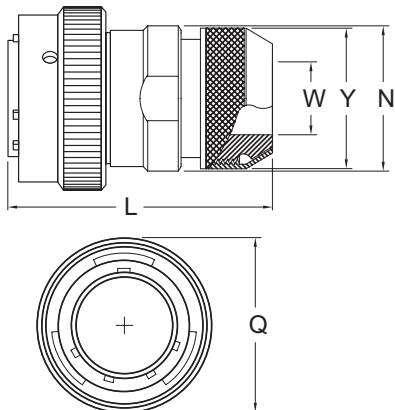


STRAIGHT PLUG SCPT06SSB*

CRIMP FRONT RELEASE CONTACTS

SCPT(G)06SSB*

Environmental, with
EMI/RFI shield backshell (2 piece)



SHELL SIZE	L MAX.	N MAX.	Q MAX.	W MIN.	Y MAX.
8	2.126 [54.00]	.730 [18.54]	.782 [19.86]	.278 [7.06]	.642 [16.31]
10	2.126 [54.00]	.793 [20.14]	.926 [23.52]	.390 [9.91]	.720 [18.29]
12	2.126 [54.00]	.918 [23.32]	1.043 [26.49]	.496 [12.60]	.878 [22.30]
14	2.126 [54.00]	1.043 [26.49]	1.183 [30.05]	.626 [15.90]	.996 [25.30]
16	2.126 [54.00]	1.167 [29.64]	1.305 [33.15]	.746 [18.95]	1.114 [28.30]
18	2.126 [54.00]	1.293 [32.84]	1.391 [35.33]	.823 [20.90]	1.272 [32.31]
20	2.405 [61.09]	1.418 [36.02]	1.531 [38.89]	.933 [23.70]	1.350 [34.29]
22	2.405 [61.09]	1.480 [37.59]	1.656 [42.06]	1.047 [26.59]	1.508 [38.30]
24	2.465 [62.61]	1.688 [42.88]	1.777 [45.14]	1.154 [29.31]	1.626 [41.30]

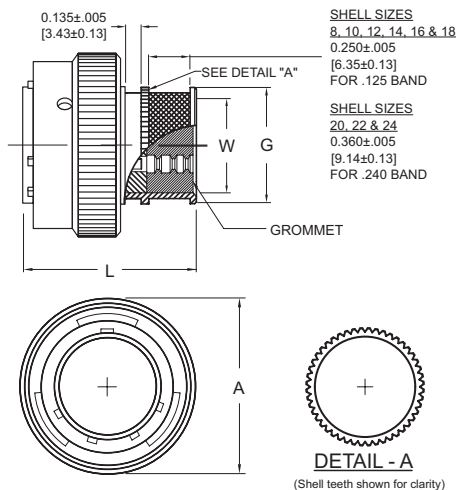
DIMENSIONS IN BRACKETS [] ARE IN MILLIMETERS.

STRAIGHT PLUG SCPT06SSV*

CRIMP FRONT RELEASE CONTACTS

SCPT(G)06SSV*

Environmental, with
integrated backshell



SHELL SIZE	FRONT VIEW	SIDE VIEW		
	A MAX	G MAX	L MAX	W MAX
8	0.782 [19.86]	0.435 [11.05]	1.480 [37.59]	0.370 [9.40]
10	0.935 [23.52]	0.560 [14.22]	1.480 [37.59]	0.497 [12.62]
12	1.043 [26.49]	0.682 [17.32]	1.480 [37.59]	0.613 [15.57]
14	1.183 [30.05]	0.807 [20.50]	1.480 [37.59]	0.738 [18.75]
16	1.305 [33.15]	0.932 [23.67]	1.480 [37.59]	0.863 [21.92]
18	1.391 [35.33]	1.057 [26.85]	1.480 [37.59]	0.919 [23.34]
20	1.531 [38.89]	1.182 [30.02]	1.700 [43.18]	1.044 [26.52]
22	1.656 [42.06]	1.307 [33.20]	1.700 [43.18]	1.169 [29.69]
24	1.777 [45.14]	1.432 [36.37]	1.700 [43.18]	1.294 [32.87]

DIMENSIONS IN BRACKETS [] ARE MILLIMETERS

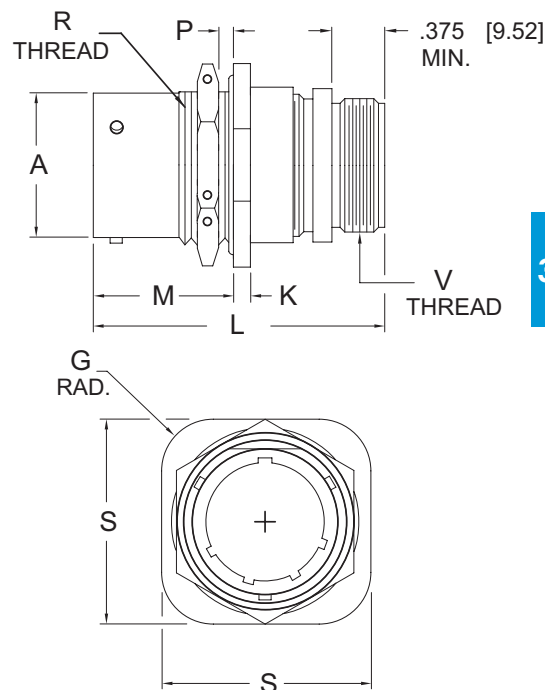
SCPT07SA* JAM NUT RECEPTACLE

CRIMP FRONT RELEASE CONTACTS

SCPT07SA* Environmental, with threaded backshell

SHELL SIZE	A ±.003 [±0.08]	G +.000 -.032 [+0.00] [-0.81]	K ±.020 [±0.51]	L MAX.	M +.031 -.000 [+0.79] [-0.00]	P MAX.	R THREAD CLASS 2A	S MAX.	V THREAD CLASS 2A
8	.471 [11.96]	1.078 [27.38]	.117 [2.97]	1.875 [47.63]	.691 [17.55]	.125 [3.17]	.5625-24 UNEF	.954 [24.23]	.5000-28 UNEF
10	.588 [14.94]	1.203 [30.56]	.117 [2.97]	1.875 [47.63]	.691 [17.55]	.125 [3.17]	.6875-24 UNEF	1.078 [27.38]	.6250-24 UNEF
12	.748 [19.00]	1.391 [35.33]	.117 [2.97]	1.875 [47.63]	.691 [17.55]	.125 [3.17]	.875-20 UNEF	1.266 [32.16]	.7500-20 UNEF
14	.873 [22.17]	1.516 [38.51]	.117 [2.97]	1.875 [47.63]	.691 [17.55]	.125 [3.17]	1.000-20 UNEF	1.391 [35.33]	.8750-20 UNEF
16	.998 [25.35]	1.641 [41.68]	.117 [2.97]	1.875 [47.63]	.691 [17.55]	.125 [3.17]	1.125-18 UNEF	1.516 [38.51]	1.0000-20 UNEF
18	1.123 [28.52]	1.766 [44.86]	.117 [2.97]	1.875 [47.63]	.691 [17.55]	.125 [3.17]	1.250-18 UNEF	1.641 [41.68]	1.1875-18 UNEF
20	1.248 [31.70]	1.954 [49.63]	.148 [3.76]	2.165 [54.99]	.879 [22.33]	.250 [6.35]	1.375-18 UNEF	1.828 [46.43]	1.1875-18 UNEF
22	1.373 [34.87]	2.078 [52.78]	.148 [3.76]	2.165 [54.99]	.879 [22.33]	.250 [6.35]	1.500-18 UNEF	1.954 [49.63]	1.4375-18 UNEF
24	1.498 [38.05]	2.203 [55.96]	.148 [3.76]	2.250 [57.15]	.912 [23.16]	.250 [6.35]	1.625-18 UNEF	2.078 [52.78]	1.4375-18 UNEF

DIMENSIONS IN BRACKETS [] ARE IN MILLIMETERS.



3B

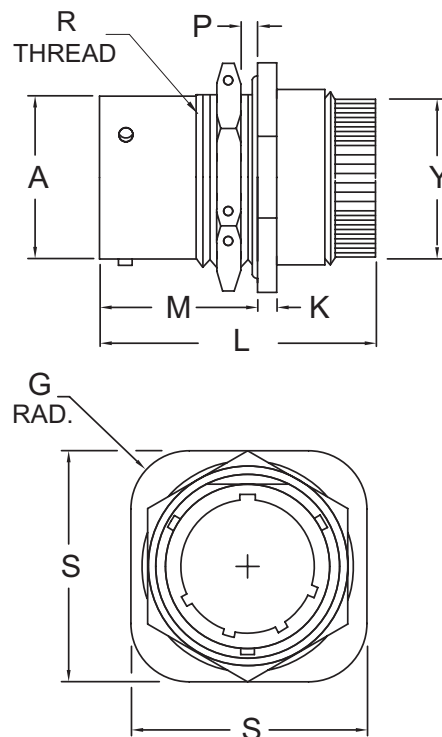
SCPT07SE* JAM NUT RECEPTACLE

CRIMP FRONT RELEASE CONTACTS

SCPT07SE* Environmental, with grommet nut

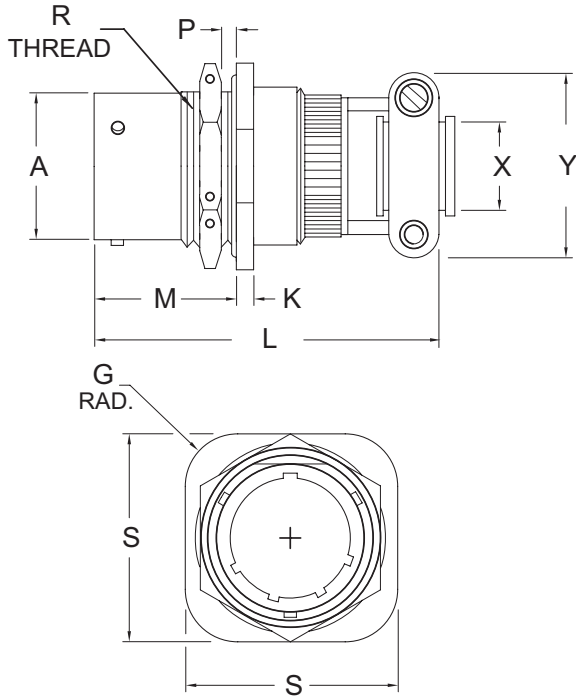
SHELL SIZE	A ±.003 [±0.08]	G +.000 -.032 [+0.00] [-0.81]	K ±.020 [±0.51]	L MAX.	M +.031 -.000 [+0.79] [-0.00]	P MAX.	R THREAD CLASS 2A	S MAX.	Y DIA. MAX. O.D.
8	.471 [11.96]	1.078 [27.38]	.117 [2.97]	1.547 [39.29]	.691 [17.55]	.125 [3.17]	.5625-24 UNEF	.954 [24.23]	.750 [19.05]
10	.588 [14.94]	1.203 [30.56]	.117 [2.97]	1.547 [39.29]	.691 [17.55]	.125 [3.17]	.6875-24 UNEF	1.078 [27.38]	.875 [22.22]
12	.748 [19.00]	1.391 [35.33]	.117 [2.97]	1.547 [39.29]	.691 [17.55]	.125 [3.17]	.875-20 UNEF	1.266 [32.16]	1.000 [25.40]
14	.873 [22.17]	1.516 [38.51]	.117 [2.97]	1.547 [39.29]	.691 [17.55]	.125 [3.17]	1.000-20 UNEF	1.391 [35.33]	1.125 [28.57]
16	.998 [25.35]	1.641 [41.68]	.117 [2.97]	1.547 [39.29]	.691 [17.55]	.125 [3.17]	1.125-18 UNEF	1.516 [38.51]	1.250 [31.75]
18	1.123 [28.52]	1.766 [44.86]	.117 [2.97]	1.547 [39.29]	.691 [17.55]	.125 [3.17]	1.250-18 UNEF	1.641 [41.68]	1.375 [34.92]
20	1.248 [31.70]	1.954 [49.63]	.148 [3.76]	1.709 [43.41]	.879 [22.33]	.250 [6.35]	1.375-18 UNEF	1.828 [46.43]	1.531 [38.89]
22	1.373 [34.87]	2.078 [52.78]	.148 [3.76]	1.709 [43.41]	.879 [22.33]	.250 [6.35]	1.500-18 UNEF	1.954 [49.63]	1.656 [42.06]
24	1.498 [38.05]	2.203 [55.96]	.148 [3.76]	1.709 [43.41]	.912 [23.16]	.250 [6.35]	1.625-18 UNEF	2.078 [52.78]	1.781 [45.24]

DIMENSIONS IN BRACKETS [] ARE IN MILLIMETERS.



JAM NUT RECEPTACLE SCPT07SF*

CRIMP FRONT RELEASE CONTACTS



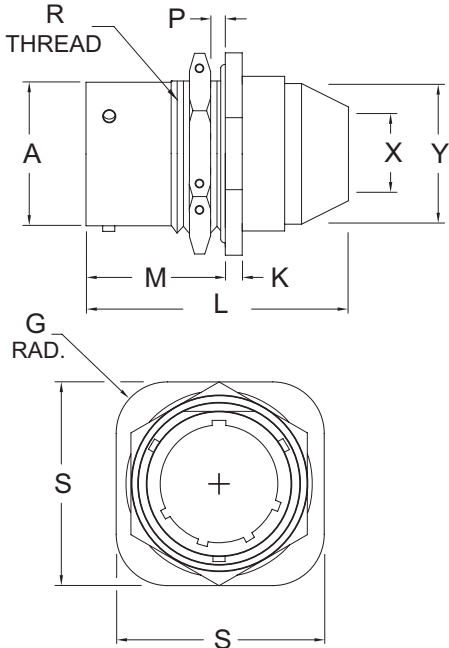
SCPT07SF* Environmental, with strain relief

SHELL SIZE	A ±.003 [±0.08]	G +.000 -.032 [+0.00] [-0.81]	K ±.020 [±0.51]	L MAX.	M +.031 -.000 [+0.79] [-0.00]	P MAX.	R THREAD CLASS 2A	S MAX.	X MIN.	Y MAX.
8	.471 [11.96]	1.078 [27.38]	.117 [2.97]	2.422 [61.52]	.691 [17.55]	.125 [3.17]	.5625-24 UNEF	.954 [24.23]	.234 [5.94]	.828 [21.03]
10	.588 [14.94]	1.203 [30.56]	.117 [2.97]	2.422 [61.52]	.691 [17.55]	.125 [3.17]	.6875-24 UNEF	1.078 [27.38]	.297 [7.54]	.891 [22.63]
12	.748 [19.00]	1.391 [35.33]	.117 [2.97]	2.422 [61.52]	.691 [17.55]	.125 [3.17]	.875-20 UNEF	1.266 [32.16]	.422 [10.72]	1.016 [25.81]
14	.873 [22.17]	1.516 [38.51]	.117 [2.97]	2.422 [61.52]	.691 [17.55]	.125 [3.17]	1.000-20 UNEF	1.391 [35.33]	.547 [13.89]	1.141 [28.98]
16	.998 [25.35]	1.641 [41.68]	.117 [2.97]	2.537 [64.44]	.691 [17.55]	.125 [3.17]	1.125-18 UNEF	1.516 [38.51]	.609 [15.47]	1.203 [30.56]
18	1.123 [28.52]	1.766 [44.86]	.117 [2.97]	2.537 [64.44]	.691 [17.55]	.125 [3.17]	1.250-18 UNEF	1.641 [41.68]	.734 [18.64]	1.469 [37.31]
20	1.248 [31.70]	1.954 [49.63]	.148 [3.76]	2.842 [72.19]	.879 [22.33]	.250 [6.35]	1.375-18 UNEF	1.828 [46.43]	.734 [18.64]	1.469 [37.31]
22	1.373 [34.87]	2.078 [52.78]	.148 [3.76]	2.842 [72.19]	.879 [22.33]	.250 [6.35]	1.500-18 UNEF	1.954 [49.63]	.922 [23.42]	1.656 [42.06]
24	1.498 [38.05]	2.203 [55.96]	.148 [3.76]	2.900 [73.66]	.912 [23.16]	.250 [6.35]	1.625-18 UNEF	2.078 [52.78]	.984 [24.99]	1.750 [44.45]

DIMENSIONS IN BRACKETS [] ARE IN MILLIMETERS.

JAM NUT RECEPTACLE SCPT07SP*

CRIMP FRONT RELEASE CONTACTS



SCPT07SP* Environmental, with potting form

SHELL SIZE	A ±.003 [±0.08]	G +.000 -.032 [+0.00] [-0.81]	K ±.020 [±0.51]	L MAX.	M +.031 -.000 [+0.79] [-0.00]	P MAX.	R THREAD CLASS 2A	S MAX.	X DIA. MIN. I.D.	Y DIA. MAX. O.D.
8	.471 [11.96]	1.078 [27.38]	.117 [2.97]	1.675 [42.54]	.691 [17.55]	.125 [3.17]	.5625-24 UNEF	.954 [24.23]	.317 [8.05]	.608 [15.44]
10	.588 [14.94]	1.203 [30.56]	.117 [2.97]	1.675 [42.54]	.691 [17.55]	.125 [3.17]	.6875-24 UNEF	1.078 [27.38]	.434 [11.02]	.734 [18.64]
12	.748 [19.00]	1.391 [35.33]	.117 [2.97]	1.675 [42.54]	.691 [17.55]	.125 [3.17]	.875-20 UNEF	1.266 [32.16]	.548 [13.92]	.858 [21.79]
14	.873 [22.17]	1.516 [38.51]	.117 [2.97]	1.675 [42.54]	.691 [17.55]	.125 [3.17]	1.000-20 UNEF	1.391 [35.33]	.673 [17.09]	.984 [24.99]
16	.998 [25.35]	1.641 [41.68]	.117 [2.97]	1.675 [42.54]	.691 [17.55]	.125 [3.17]	1.125-18 UNEF	1.516 [38.51]	.798 [20.27]	1.110 [28.19]
18	1.123 [28.52]	1.766 [44.86]	.117 [2.97]	1.675 [42.54]	.691 [17.55]	.125 [3.17]	1.250-18 UNEF	1.641 [41.68]	.899 [22.83]	1.234 [31.34]
20	1.248 [31.70]	1.954 [49.63]	.148 [3.76]	1.963 [49.86]	.879 [22.33]	.250 [6.35]	1.375-18 UNEF	1.828 [46.43]	1.024 [26.01]	1.360 [34.54]
22	1.373 [34.87]	2.078 [52.78]	.148 [3.76]	1.963 [49.86]	.879 [22.33]	.250 [6.35]	1.500-18 UNEF	1.954 [49.63]	1.149 [29.18]	1.484 [37.69]
24	1.498 [38.05]	2.203 [55.96]	.148 [3.76]	2.025 [51.43]	.912 [23.16]	.250 [6.35]	1.625-18 UNEF	2.078 [52.78]	1.274 [32.36]	1.610 [40.89]

DIMENSIONS IN BRACKETS [] ARE IN MILLIMETERS.

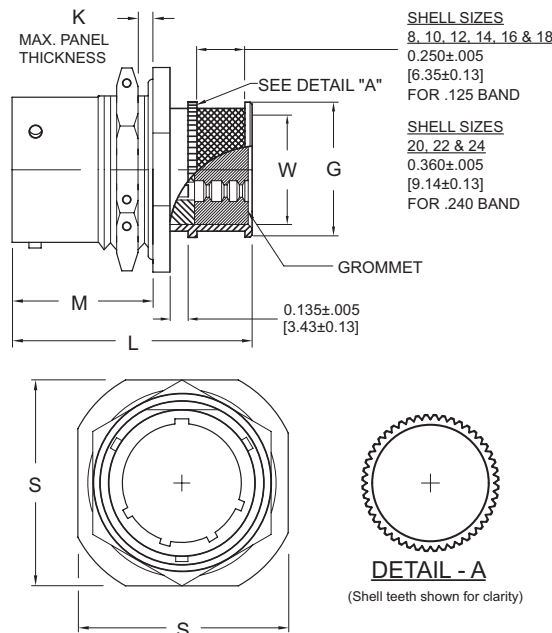
SCPT07SSV* JAM NUT RECEPTACLE

(MS3124) CRIMP FRONT RELEASE CONTACTS

SCPT07SSV* Environmental, with integrated backshell

SHELL SIZE	FRONT VIEW	SIDE VIEW				
	S MAX	G MAX	K MAX	L MAX	M +.031 [+0.79] +.000 [+0.00]	W ±.005 [±0.13]
8	0.954 [24.23]	0.435 [11.05]	0.187 [4.75]	1.410 [35.81]	0.691 [17.55]	0.370 [9.40]
10	1.078 [27.38]	0.560 [14.22]	0.187 [4.75]	1.410 [35.81]	0.691 [17.55]	0.497 [12.62]
12	1.266 [32.16]	0.682 [17.32]	0.187 [4.75]	1.410 [35.81]	0.691 [17.55]	0.613 [15.57]
14	1.391 [35.33]	0.807 [20.50]	0.187 [4.75]	1.410 [35.81]	0.691 [17.55]	0.738 [18.75]
16	1.516 [38.51]	0.932 [23.67]	0.187 [4.75]	1.410 [35.81]	0.691 [17.55]	0.863 [21.92]
18	1.641 [41.68]	1.057 [26.85]	0.187 [4.75]	1.410 [35.81]	0.691 [17.55]	0.919 [23.34]
20	1.828 [46.43]	1.182 [30.02]	0.250 [6.35]	1.475 [37.46]	0.879 [22.23]	1.044 [26.52]
22	1.954 [49.63]	1.307 [33.20]	0.250 [6.35]	1.475 [37.46]	0.879 [22.23]	1.169 [29.69]
24	2.078 [52.78]	1.432 [36.37]	0.219 [5.56]	1.475 [37.46]	0.912 [23.16]	1.294 [32.87]

DIMENSIONS IN BRACKETS [] ARE MILLIMETERS



3B

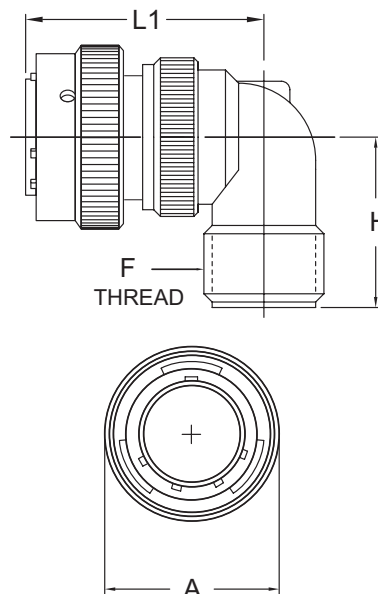
SCPT08SE* 90° PLUG

CRIMP FRONT RELEASE CONTACTS

SCPT(G)08SE* Environmental, with threaded backshell

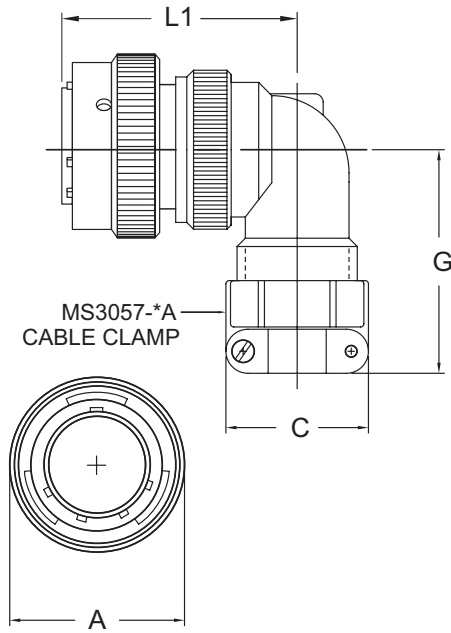
SHELL SIZE	A MAX.	F THREAD CLASS 2A	H ±.039 [±1.0]	L1 ±.039 [±1.0]
8	0.750 [19.05]	.5000-28 UNEF	0.748 [19.00]	1.260 [32.00]
10	0.858 [21.80]	.6250-24 UNEF	0.945 [24.00]	1.260 [32.00]
12	1.031 [26.20]	.7500-20 UNEF	1.063 [27.00]	1.378 [35.00]
14	1.157 [29.40]	.8750-20 UNEF	1.102 [28.00]	1.496 [38.00]
16	1.281 [32.55]	1.0000-20 UNEF	1.181 [30.00]	1.614 [41.00]
18	1.392 [35.35]	1.1875-18 UNEF	1.260 [32.00]	1.732 [44.00]
20	1.531 [38.90]	1.1875-18 UNEF	1.339 [34.00]	1.890 [48.00]
22	1.657 [42.10]	1.4375-18 UNEF	1.417 [36.00]	2.008 [51.00]
24	1.776 [45.10]	1.4375-18 UNEF	1.535 [39.00]	2.205 [56.00]

DIMENSIONS IN BRACKETS [] ARE IN MILLIMETERS.
L1=TOTAL CONNECTOR LENGTH INCLUDING CABLE ACCESSORY.



90° PLUG SCPT08SF*

CRIMP FRONT RELEASE CONTACTS



SCPT(G)08SF*

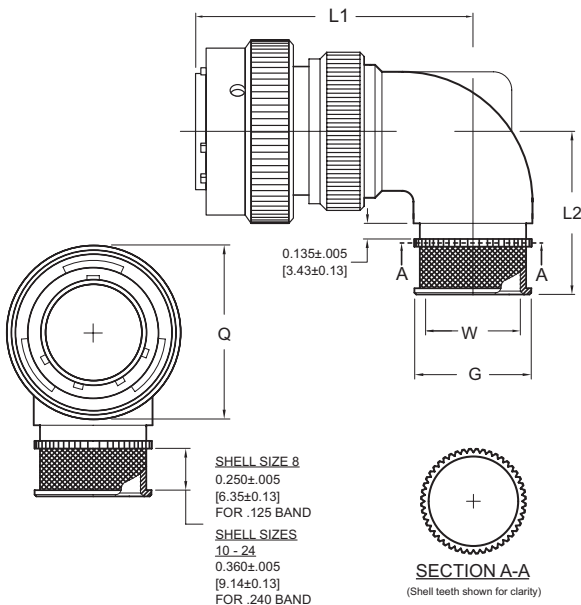
Environmental, with strain relief

SHELL SIZE	A MAX.	C MAX	G ±.039 [±1.0]	L1 ±.039 [±1.0]	MS3057 DASH NUMBER
8	0.750 [19.05]	0.689 [17.50]	1.457 [37.00]	1.260 [32.00]	3A
10	0.858 [21.80]	0.866 [22.00]	1.457 [37.00]	1.260 [32.00]	4A
12	1.031 [26.20]	1.063 [27.00]	1.575 [40.00]	1.378 [35.00]	6A
14	1.157 [29.40]	1.102 [28.00]	1.693 [43.00]	1.496 [38.00]	8A
16	1.281 [32.55]	1.299 [33.00]	1.969 [50.00]	1.614 [41.00]	10A
18	1.392 [35.35]	1.378 [35.00]	1.969 [50.00]	1.732 [44.00]	12A
20	1.531 [38.90]	1.378 [35.00]	1.969 [50.00]	1.890 [48.00]	12A
22	1.657 [42.10]	1.693 [43.00]	2.087 [53.00]	2.008 [51.00]	16A
24	1.776 [45.10]	1.693 [43.00]	2.087 [53.00]	2.205 [56.00]	16A

1. DIMENSIONS IN BRACKETS [] ARE IN MILLIMETERS.
2. L1=TOTAL CONNECTOR LENGTH INCLUDING CABLE ACCESSORY.

90° PLUG SCPT08SSV*

CRIMP FRONT RELEASE CONTACTS



SCPT(G)08SSV*

Environmental, with integrated backshell

SHELL SIZE	FRONT VIEW	SIDE VIEW			
	Q MAX	L1 MAX	L2 ±.039 [±1.0]	G MAX	W MIN
8	0.782 [19.86]	1.425 [36.20]	0.748 [19.00]	0.500 [12.70]	0.285 [7.24]
10	0.935 [23.52]	1.425 [36.20]	0.945 [24.00]	0.602 [15.29]	0.424 [10.77]
12	1.043 [26.49]	1.500 [38.10]	1.063 [27.00]	0.707 [17.96]	0.465 [11.81]
14	1.183 [30.05]	1.610 [40.89]	1.102 [28.00]	0.770 [19.56]	0.580 [14.73]
16	1.305 [33.15]	1.665 [42.29]	1.181 [30.00]	0.895 [22.73]	0.685 [17.40]
18	1.391 [35.33]	1.875 [47.63]	1.260 [32.00]	1.000 [25.40]	0.820 [20.83]
20	1.531 [38.89]	2.030 [51.56]	1.339 [34.00]	1.083 [27.51]	0.910 [23.11]
22	1.656 [42.06]	2.180 [55.37]	1.417 [36.00]	1.215 [30.86]	1.025 [26.04]
24	1.777 [45.14]	2.205 [56.00]	1.535 [39.00]	CONSULT FACTORY	

DIMENSIONS IN BRACKETS [] ARE MILLIMETERS

SECTION 4B

SC7 SERIES

CONNECTORS

This series of connectors meets the requirements of MIL-DTL-26482 Series 2 which have crimp rear release contacts.

SERIES COMPARISON

FEATURES	MIL-DTL-26482 SCPT SERIES 1	SCPC	MIL-DTL-26482 SCPT* S SERIES 1	MIL-DTL-26482 SC7 SERIES 2
Coupling	Bayonet	Double Start Threads	Bayonet	Bayonet
Shell Keyways	5	1	5	5
Backshells	With connector	With connector	With connector	Not supplied (1)
Contact Type	Solder or F80 Crimp	Solder or F80 Crimp	Crimp Front Release	Crimp Rear Release
Contact Retention	Rubber	Rubber	Metal Clip	Metal Clip

(1) Backshells must be purchased separately.

MIL-DTL-26482 SERIES 2 CRIMP REAR RELEASE CONTACTS

SC7 SERIES

ORDERING INFORMATION

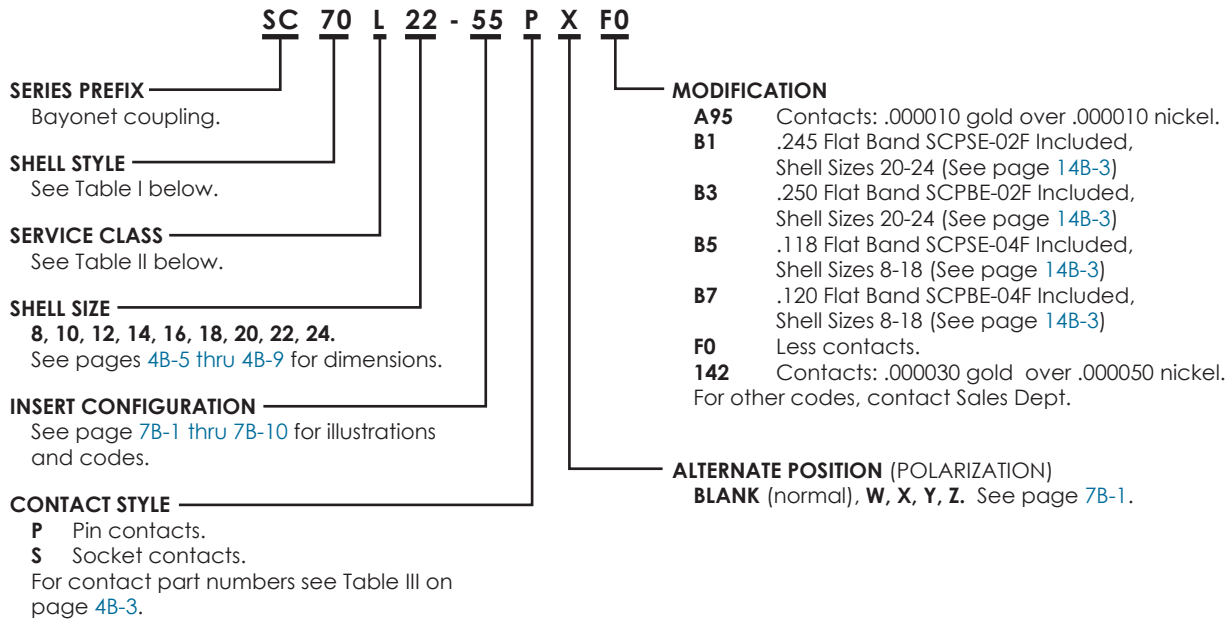


TABLE I. SHELL STYLE

SERIES PREFIX	DESCRIPTION	AVAILABLE IN CLASS	SEE PAGE
SC70	Wall mount receptacle	A, L, S, SV, W	4B-4
SC71	In-line receptacle	A, L, S, SV, W	4B-5
SC72	Wide flange wall mount receptacle	A, L, S, SV, W	4B-6
SC74	Jam nut receptacle	A, L, S, SV, W	4B-6
SC75	Straight plug (RFI grounding)	L, S, SV, W	4B-8
SC76	Straight plug	A, L, S, SV, W	4B-8

* Class N are crimp termination.

TABLE II. CLASS

CLASS	CLASS†	DESCRIPTION	MATERIAL	FINISH	TEMP.
A	SVA	Environmental	Aluminum	Black anodize	200°C
L	SVL	Environmental, fluid resistant	Aluminum	Electroless nickel	200°C
S	SVS	Environmental	Stainless steel	Electrodeposited nickel	200°C
T	SVT	Environmental	Aluminum	Nickel teflon, non-reflective	175°C
W	SVW	Environmental	Aluminum	Cadmium olive drab, 500Hr. salt spray	175°C
Z	SVZ	Environmental	Aluminum	Zinc nickel, black	175°C

† Connector with integrated backshell.

TABLE III. INSERT AND CONTACT INFORMATION

INSERT NUMBER	CONTACTS			CONTACT PART NUMBER	
	TOTAL	QTY	SIZE	PIN	SOCKET
8-2	2	2	20	5291-022-2020	5091-022-2020
8-3	3	3	20	5291-022-2020	5091-022-2020
8-4	4	4	20	5291-022-2020	5091-022-2020
8-33	3	3	20	M39029/4-110	M39029/5-115
8-98	3	3	20	M39029/4-110	M39029/5-115
10-6	6	6	20	M39029/4-110	M39029/5-115
10-98	6	6	20	M39029/4-110	M39029/5-115
12-3	3	3	16	M39029/4-111	M39029/5-116
12-8	8	8	20	M39029/4-110	M39029/5-115
12-10	10	10	20	M39029/4-110	M39029/5-115
14-4	4	4	12	M39029/4-113	M39029/5-118
14-5	5	5	16	M39029/4-111	M39029/5-116
14-9	9	5 4	20 12	M39029/4-110 M39029/4-113	M39029/5-115 M39029/5-118
14-12	12	8 4	20 16	M39029/4-110 M39029/4-111	M39029/5-115 M39029/5-116
14-15	15	14 1	20 16	M39029/4-110 M39029/4-111	M39029/5-115 M39029/5-116
14-18	18	18	20	M39029/4-110	M39029/5-115
14-19	19	19	20	M39029/4-110	M39029/5-115
14-22	5	1 4	20 12	M39029/4-110 M39029/4-113	M39029/5-115 M39029/5-118
16-8	8	8	16	M39029/4-111	M39029/5-116
16-14	14	8 6	20 12	M39029/4-110 M39029/4-113	M39029/5-115 M39029/5-118
16-23	23	22 1	20 16	M39029/4-110 M39029/4-111	M39029/5-115 M39029/5-116
16-26	26	26	20	M39029/4-110	M39029/5-115
16-99	23	21 2	20 16	M39029/4-110 M39029/4-111	M39029/5-115 M39029/5-116

INSERT NUMBER	CONTACTS			CONTACT PART NUMBER	
	TOTAL	QTY	SIZE	PIN	SOCKET
18-8	8	8	12	M39029/4-113	M39029/5-118
18-11	11	11	16	M39029/4-111	M39029/5-116
18-30	30	29 1	20 16	M39029/4-110 M39029/4-111	M39029/5-115 M39029/5-116
18-32	32	32	20	M39029/4-110	M39029/5-115
18-85	13	5 8	20 12	M39029/4-110 M39029/4-113	M39029/5-115 M39029/5-118
20-16	16	16	16	M39029/4-111	M39029/5-116
20-24	24	24	20	M39029/4-110	M39029/5-115
20-27	27	27	20	M39029/4-110	M39029/5-115
20-39	39	37 2	20 16	M39029/4-110 M39029/4-111	M39029/5-115 M39029/5-116
20-41	41	41	20	M39029/4-110	M39029/5-115
20-90	15	3 12	20 12	M39029/4-110 M39029/4-113	M39029/5-115 M39029/5-118
22-12	12	12	12	M39029/4-113	M39029/5-118
22-19	19	19	12	M39029/4-113	M39029/5-118
22-21	21	21	16	M39029/4-111	M39029/5-116
22-32	32	32	20	M39029/4-110	M39029/5-115
22-34	34	34	20	M39029/4-110	M39029/5-115
22-41	41	27 14	20 16	M39029/4-110 M39029/4-111	M39029/5-115 M39029/5-116
22-55	55	55	20	M39029/4-110	M39029/5-115
22-95	32	26 6	20 12	M39029/4-110 M39029/4-113	M39029/5-115 M39029/5-118
24-19	19	19	12	M39029/4-113	M39029/5-118
24-27	27	11 16	20 12	M39029/4-110 M39029/4-113	M39029/5-115 M39029/5-118
24-31	31	31	16	M39029/4-111	M39029/5-116
24-61	61	61	20	M39029/4-110	M39029/5-115

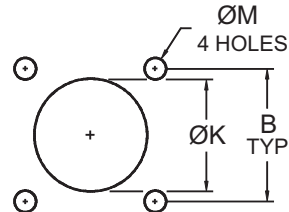
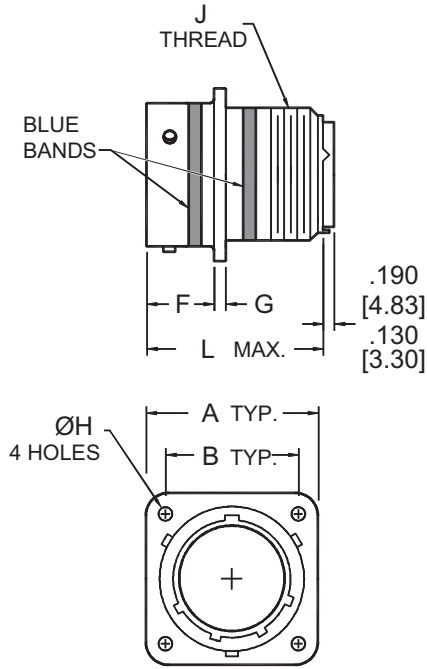
4B

TABLE IV. TOOLING INFORMATION

CONTACT PART NUMBER (REFERENCE)	INSERTION TOOL	REMOVAL TOOL		WIRE SIZE	TOOL FRAME		POSITIONER/LOCATOR	
		WIRED CONTACT	UNWIRED CONTACT		PART NUMBER	SETTING	PART NUMBER	COLOR
M39029/4-110	M81969/14-02 M81969/14-11	M81969/14-02 M81969/14-11	M81969/30-02	20-24	M22520/1-01 M22520/2-01 M22520/7-01	-	M22520/1-02 M22520/2-02 M22520/7-02	Red - -
M39029/4-111	M81969/14-03	M81969/14-03	M81969/30-03	16-20	M22520/1-01 M22520/7-01	-	M22520/1-02 M22520/7-03	Blue -
M39029/4-112	M81969/14-02 M81969/14-11	M81969/14-02 M81969/14-11	M81969/30-05	16-20	M22520/1-01 M22520/7-01	-	M22520/1-02 M22520/7-03	Blue -
M39029/4-113	M81969/14-04	M81969/14-04	M81969/30-04	12-14	M22520/1-01	-	M22520/1-02	Yellow
M39029/4-114	M81969/14-03	M81969/14-03	M81969/30-06	16-20	M22520/1-01	-	M22520/1-02	Blue
M39029/5-115	M81969/8-05 M81969/14-02 M81969/14-11	M81969/8-06 M81969/14-02 M81969/14-11	M81969/30-02	20-24	M22520/1-01 M22520/2-01 M22520/7-01	-	M22520/1-02 M22520/2-02 M22520/7-02	Red - -
M39029/5-116	M81969/8-07 M81969/14-03	M81969/8-08 M81969/14-03	M81969/30-03	16-20	M22520/1-01 M22520/7-01	-	M22520/1-02 M22520/7-03	Blue
M39029/5-117	M81969/8-05 M81969/14-02 M81969/14-11	M81969/8-06 M81969/14-02 M81969/14-11	M81969/30-05	20-24	M22520/1-01 M22520/7-01	-	M22520/1-02 M22520/7-03	Blue - -
M39029/5-118	M81969/8-09 M81969/14-04	M81969/8-10 M81969/14-04	M81969/30-04	12-14	M22520/1-01	-	M22520/1-02	Yellow
M39029/5-119	M81969/8-07 M81969/14-03	M81969/8-08 M81969/14-03	M81969/30-06	16-20	M22520/1-01	-	M22520/1-02	Blue

WALL MOUNT RECEPTACLE SC70*

CRIMP REAR RELEASE CONTACTS



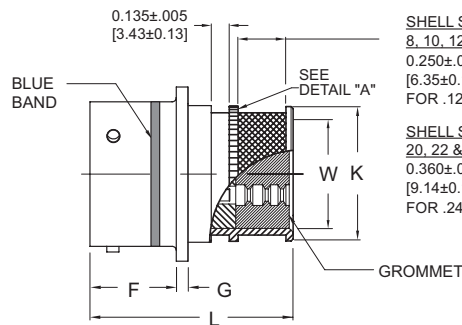
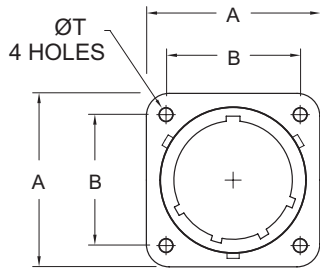
PANEL CUT-OUT **SC70*** Environmental

SHELL SIZE	A TYP.	B TYP.	F +.016 -.015 [+0.41] [-0.38]	G ±.016 [±0.41]	ØH ±.010 [±0.25]	J THREAD CLASS 2A	ØK ±.005 [±0.13]	L MAX.	ØM
8	.828 [21.03]	.594 [15.09]	.446 [11.33]	.062 [1.57]	.120 [3.05]	1/2-20 UNF	.568 [14.43]	1.215 [30.86]	.120 [3.05]
10	.954 [24.23]	.719 [18.26]	.446 [11.33]	.062 [1.57]	.120 [3.05]	5/8-24 UNEF	.885 [22.40]	1.215 [30.86]	.120 [3.05]
12	1.047 [26.59]	.812 [20.62]	.446 [11.33]	.062 [1.57]	.120 [3.05]	3/4-20 UNEF	.864 [21.95]	1.215 [30.86]	.120 [3.05]
14	1.141 [28.98]	.906 [23.01]	.446 [11.33]	.062 [1.57]	.120 [3.05]	7/8-20 UNEF	.989 [25.12]	1.215 [30.86]	.120 [3.05]
16	1.234 [31.34]	.969 [24.61]	.446 [11.33]	.062 [1.57]	.120 [3.05]	1-20 UNEF	1.113 [28.27]	1.215 [30.86]	.120 [3.05]
18	1.328 [33.73]	1.062 [26.97]	.446 [11.33]	.062 [1.57]	.120 [3.05]	1 1/16-18 UNEF	1.238 [31.45]	1.215 [30.86]	.120 [3.05]
20	1.453 [36.91]	1.156 [29.36]	.572 [14.53]	.094 [2.39]	.120 [3.05]	1 3/16-18 UNEF	1.363 [34.62]	1.275 [32.38]	.120 [3.05]
22	1.578 [40.08]	1.250 [31.75]	.572 [14.53]	.094 [2.39]	.120 [3.05]	1 5/16-18 UNEF	1.488 [37.80]	1.275 [32.38]	.120 [3.05]
24	1.703 [43.26]	1.375 [34.92]	.604 [15.34]	.094 [2.39]	.147 [3.73]	1 7/16-18 UNEF	1.615 [41.02]	1.275 [32.38]	.147 [3.73]

DIMENSIONS IN BRACKETS [] ARE IN MILLIMETERS.

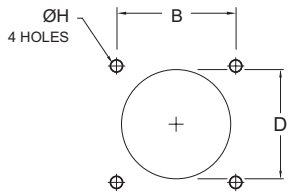
WALL MOUNT RECEPTACLE SC70SV*

CRIMP REAR RELEASE CONTACTS (MS3470)

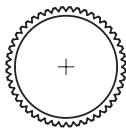


SHELL SIZES
8, 10, 12, 14, 16 & 18
0.250±.005
[6.35±0.13]
FOR .125 BAND

SHELL SIZES
20, 22 & 24
0.360±.005
[9.14±0.13]
FOR .240 BAND



PANEL CUT-OUT



DETAIL - A
(Shell teeth shown for clarity)

SC70SV* Environmental, with integrated backshell

SHELL SIZE	FRONT VIEW			SIDE VIEW				PANEL CUT-OUT			
	A TYP.	B TYP.	T ±.010 [±0.25]	F +.016 [+0.41] -.015 [-0.38]	G ±.016 [±0.41]	K MAX	L MAX	W ±.005 [±0.13]	B TYP.	D ±.010 [±0.25]	H ±.005 [±0.13]
8	0.828 [21.03]	0.594 [15.09]	0.120 [3.05]	0.446 [11.33]	0.062 [1.57]	0.505 [12.83]	1.410 [35.81]	0.370 [9.40]	0.594 [15.09]	0.568 [14.43]	0.120 [3.05]
10	0.954 [24.23]	0.719 [18.26]	0.120 [3.05]	0.446 [11.33]	0.062 [1.57]	0.630 [16.00]	1.410 [35.81]	0.497 [12.62]	0.719 [18.26]	0.685 [17.40]	0.120 [3.05]
12	1.047 [26.59]	0.812 [20.62]	0.120 [3.05]	0.446 [11.33]	0.062 [1.57]	0.755 [19.18]	1.410 [35.81]	0.613 [15.57]	0.812 [20.62]	0.864 [21.95]	0.120 [3.05]
14	1.141 [28.98]	0.906 [23.01]	0.120 [3.05]	0.446 [11.33]	0.062 [1.57]	0.880 [22.35]	1.410 [35.81]	0.738 [18.75]	0.906 [23.01]	0.989 [25.12]	0.120 [3.05]
16	1.234 [31.34]	0.969 [24.61]	0.120 [3.05]	0.446 [11.33]	0.062 [1.57]	1.005 [25.53]	1.410 [35.81]	0.863 [21.92]	0.969 [24.61]	1.113 [28.27]	0.120 [3.05]
18	1.328 [33.73]	1.062 [26.97]	0.120 [3.05]	0.446 [11.33]	0.062 [1.57]	1.065 [27.05]	1.410 [35.81]	0.919 [23.34]	1.062 [26.97]	1.238 [31.45]	0.120 [3.05]
20	1.453 [36.91]	1.156 [29.36]	0.120 [3.05]	0.572 [14.53]	0.094 [2.39]	1.190 [30.22]	1.475 [37.46]	1.044 [26.52]	1.156 [29.36]	1.363 [34.62]	0.120 [3.05]
22	1.578 [40.08]	1.250 [31.75]	0.120 [3.05]	0.572 [14.53]	0.094 [2.39]	1.315 [33.40]	1.475 [37.46]	1.169 [29.69]	1.250 [31.75]	1.488 [37.80]	0.120 [3.05]
24	1.703 [43.26]	1.375 [34.92]	0.147 [3.73]	0.604 [15.34]	0.094 [2.39]	1.440 [36.58]	1.475 [37.46]	1.294 [32.87]	1.375 [34.92]	1.615 [41.02]	0.147 [3.73]

DIMENSIONS IN BRACKETS [] ARE MILLIMETERS

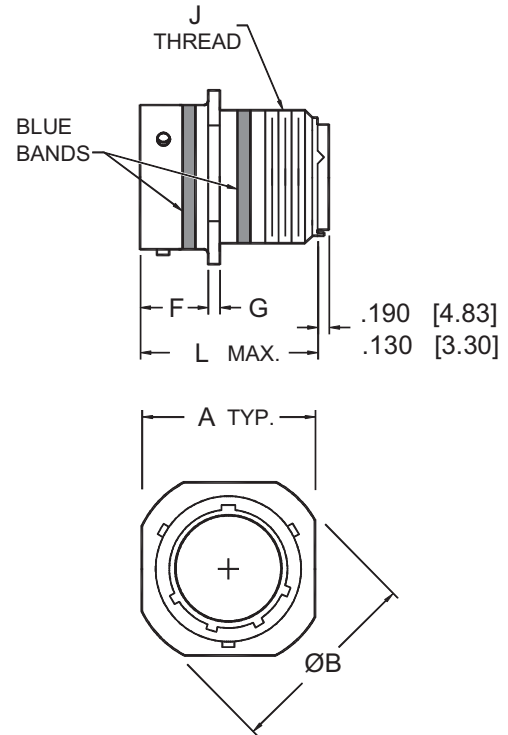
SC71* IN-LINE RECEPTACLE

CRIMP REAR RELEASE CONTACTS

SC71* Environmental

SHELL SIZE	A TYP.	B ±.030 [±0.76]	F ±.015 [±0.38]	G ±.016 [±0.41]	J THREAD CLASS 2A	L MAX.
8	.828 [21.03]	.948 [24.08]	.446 [11.33]	.062 [1.57]	1/2-20 UNF	1.215 [30.86]
10	.954 [24.23]	1.072 [27.23]	.446 [11.33]	.062 [1.57]	5/8-24 UNEF	1.215 [30.86]
12	1.047 [26.59]	1.166 [29.62]	.446 [11.33]	.062 [1.57]	3/4-20 UNEF	1.215 [30.86]
14	1.141 [28.98]	1.260 [32.00]	.446 [11.33]	.062 [1.57]	7/8-20 UNEF	1.215 [30.86]
16	1.234 [31.34]	1.354 [34.39]	.446 [11.33]	.062 [1.57]	1-20 UNEF	1.215 [30.86]
18	1.328 [33.73]	1.448 [36.78]	.446 [11.33]	.062 [1.57]	1 1/16-18 UNEF	1.215 [30.86]
20	1.453 [36.91]	1.572 [39.93]	.572 [14.53]	.094 [2.39]	1 3/16-18 UNEF	1.275 [32.38]
22	1.578 [40.08]	1.698 [43.13]	.572 [14.53]	.094 [2.39]	1 5/16-18 UNEF	1.275 [32.38]
24	1.703 [43.26]	2.822 [71.68]	.604 [15.34]	.094 [2.39]	1 7/16-18 UNEF	1.275 [32.38]

DIMENSIONS IN BRACKETS [] ARE IN MILLIMETERS.



4B

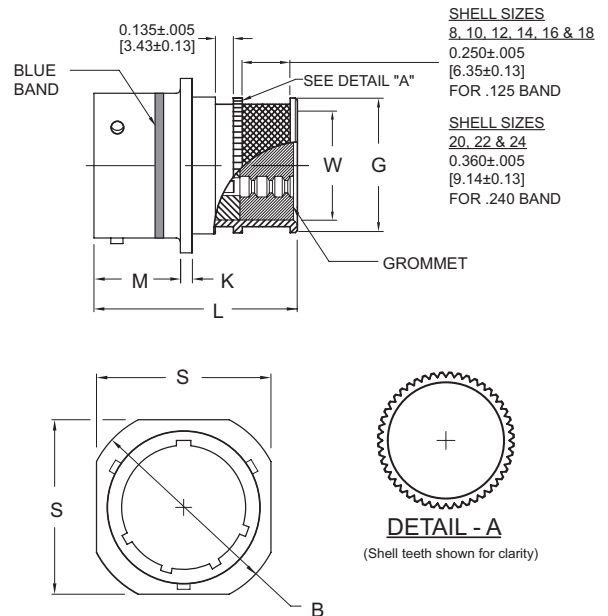
SC71SV* IN-LINE RECEPTACLE

(MS3471) CRIMP REAR RELEASE CONTACTS

SC71SV* Environmental, with integrated backshell

SHELL SIZE	FRONT VIEW		SIDE VIEW*				
	B ±.030 [±0.76]	S TYP.	G MAX	K ±.016 [±0.41]	L MAX	M +.016 [+0.41] -0.015 [-0.38]	W ±.005 [±0.13]
8	0.948 [24.08]	0.828 [21.03]	0.505 [12.83]	0.062 [1.57]	1.410 [35.81]	0.446 [11.33]	0.370 [9.40]
10	1.072 [27.23]	0.954 [24.23]	0.630 [16.00]	0.062 [1.57]	1.410 [35.81]	0.446 [11.33]	0.497 [12.62]
12	1.166 [29.62]	1.047 [26.59]	0.755 [19.18]	0.062 [1.57]	1.410 [35.81]	0.446 [11.33]	0.613 [15.57]
14	1.260 [32.00]	1.141 [28.98]	0.880 [22.35]	0.062 [1.57]	1.410 [35.81]	0.446 [11.33]	0.738 [18.75]
16	1.354 [34.39]	1.234 [31.34]	1.005 [25.53]	0.062 [1.57]	1.410 [35.81]	0.446 [11.33]	0.863 [21.92]
18	1.448 [36.78]	1.328 [33.73]	1.065 [27.05]	0.062 [1.57]	1.410 [35.81]	0.446 [11.33]	0.919 [23.34]
20	1.572 [39.93]	1.453 [36.91]	1.190 [30.22]	0.094 [2.39]	1.475 [37.46]	0.572 [14.53]	1.044 [26.52]
22	1.698 [43.13]	1.578 [40.08]	1.315 [33.40]	0.094 [2.39]	1.475 [37.46]	0.572 [14.53]	1.169 [29.69]
24	1.822 [46.28]	1.703 [43.26]	1.440 [36.58]	0.094 [2.39]	1.475 [37.46]	0.604 [15.34]	1.294 [32.87]

DIMENSIONS IN BRACKETS [] ARE MILLIMETERS



SHELL SIZES
8, 10, 12, 14, 16 & 18

0.250±.005
[6.35±0.13]
FOR .125 BAND

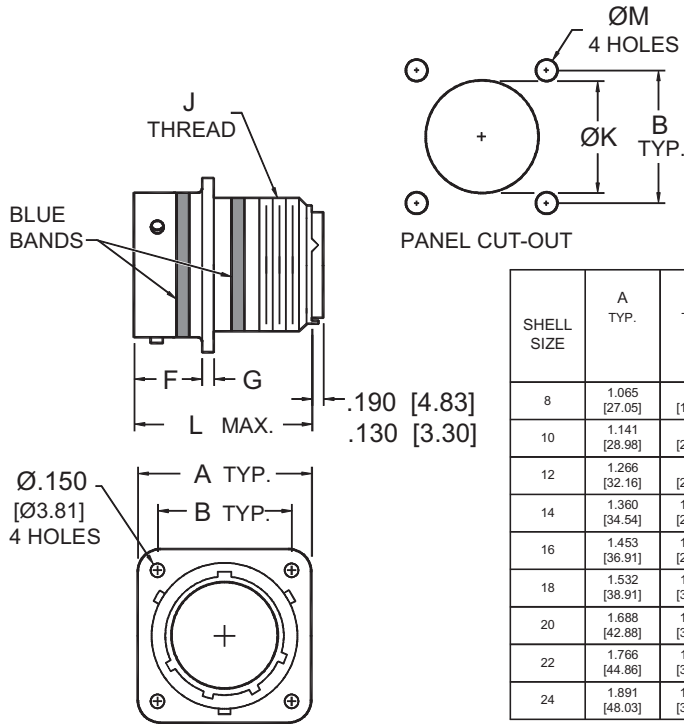
SHELL SIZES
20, 22 & 24
0.360±.005
[9.14±0.13]
FOR .240 BAND

DETAIL - A

(Shell teeth shown for clarity)

WIDE FLANGE WALL MOUNT RECEPTACLE SC72*

CRIMP REAR RELEASE CONTACTS



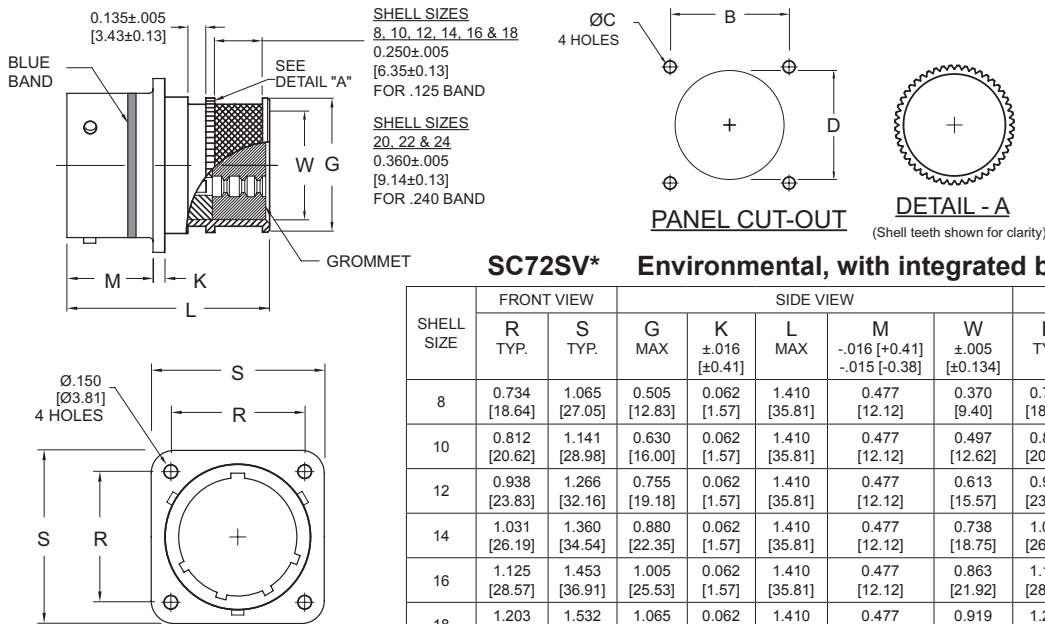
SC72* Environmental

SHELL SIZE	A TYP.	B TYP.	F +.016 -.015 [+0.41] [-0.38]	G ±.016 [±0.41]	J THREAD CLASS 2A	ØK ±.005 [±0.13]	L MAX.	ØM ±.010 [±0.25]
8	1.065 [27.05]	.734 [18.64]	.477 [12.12]	.062 [1.57]	1/2-20 UNF	.568 [14.43]	1.215 [30.86]	.150 [3.81]
10	1.141 [28.98]	.812 [20.62]	.477 [12.12]	.062 [1.57]	5/8-24 UNEF	.685 [17.40]	1.215 [30.86]	.150 [3.81]
12	1.266 [32.16]	.938 [23.83]	.477 [12.12]	.062 [1.57]	3/4-20 UNEF	.864 [21.95]	1.215 [30.86]	.150 [3.81]
14	1.360 [34.54]	1.031 [26.19]	.477 [12.12]	.062 [1.57]	7/8-20 UNEF	.989 [25.12]	1.215 [30.86]	.150 [3.81]
16	1.453 [36.91]	1.125 [28.57]	.477 [12.12]	.062 [1.57]	1-20 UNEF	1.113 [28.27]	1.215 [30.86]	.150 [3.81]
18	1.532 [38.91]	1.203 [30.56]	.477 [12.12]	.062 [1.57]	1 1/16-18 UNEF	1.238 [31.45]	1.215 [30.86]	.150 [3.81]
20	1.688 [42.88]	1.297 [32.94]	.571 [14.50]	.094 [2.39]	1 3/16-18 UNEF	1.363 [34.62]	1.275 [32.38]	.150 [3.81]
22	1.766 [44.86]	1.375 [34.92]	.571 [14.50]	.094 [2.39]	1 5/16-18 UNEF	1.488 [37.80]	1.275 [32.38]	.150 [3.81]
24	1.891 [48.03]	1.500 [38.10]	.604 [15.34]	.094 [2.39]	1 7/16-18 UNEF	1.615 [41.02]	1.275 [32.38]	.150 [3.81]

DIMENSIONS IN BRACKETS [] ARE IN MILLIMETERS.

WIDE FLANGE WALL MOUNT RECEPTACLE SC72SV*

CRIMP REAR RELEASE CONTACTS



SC72SV* Environmental, with integrated backshell

SHELL SIZE	FRONT VIEW		SIDE VIEW					PANEL CUT-OUT		
	R TYP.	S TYP.	G MAX	K ±.016 [±0.41]	L MAX	M -.016 [+0.41] -.015 [-0.38]	W ±.005 [±0.134]	B TYP.	C ±.010 [±0.254]	D ±.005 [±0.13]
8	0.734 [18.64]	1.065 [27.05]	0.505 [12.83]	0.062 [1.57]	1.410 [35.81]	0.477 [12.12]	0.370 [9.40]	0.734 [18.64]	0.150 [3.81]	0.568 [14.43]
10	0.812 [20.62]	1.141 [28.98]	0.630 [16.00]	0.062 [1.57]	1.410 [35.81]	0.477 [12.12]	0.497 [12.62]	0.812 [20.62]	0.150 [3.81]	0.685 [17.40]
12	0.938 [23.83]	1.266 [32.16]	0.755 [19.18]	0.062 [1.57]	1.410 [35.81]	0.477 [12.12]	0.613 [15.57]	0.938 [23.83]	0.150 [3.81]	0.864 [21.95]
14	1.031 [26.19]	1.360 [34.54]	0.880 [22.35]	0.062 [1.57]	1.410 [35.81]	0.477 [12.12]	0.738 [18.75]	1.031 [26.19]	0.150 [3.81]	0.989 [25.12]
16	1.125 [28.57]	1.453 [36.91]	1.005 [25.53]	0.062 [1.57]	1.410 [35.81]	0.477 [12.12]	0.863 [21.92]	1.125 [28.57]	0.150 [3.81]	1.113 [28.27]
18	1.203 [30.56]	1.532 [38.91]	1.065 [27.05]	0.062 [1.57]	1.410 [35.81]	0.477 [12.12]	0.919 [23.34]	1.203 [30.56]	0.150 [3.81]	1.238 [31.45]
20	1.297 [32.94]	1.688 [42.88]	1.190 [30.22]	0.094 [2.39]	1.475 [37.46]	0.571 [14.50]	1.044 [26.52]	1.297 [32.94]	0.150 [3.81]	1.363 [34.62]
22	1.375 [34.92]	1.766 [44.86]	1.315 [33.40]	0.094 [2.39]	1.475 [37.46]	0.571 [14.50]	1.169 [29.69]	1.375 [34.92]	0.150 [3.81]	1.488 [37.80]
24	1.500 [38.10]	1.891 [48.03]	1.440 [36.58]	0.094 [2.39]	1.475 [37.46]	0.604 [15.34]	1.294 [32.87]	1.500 [38.10]	0.150 [3.81]	1.615 [41.02]

DIMENSIONS IN BRACKETS [] ARE MILLIMETERS

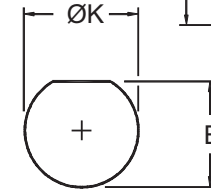
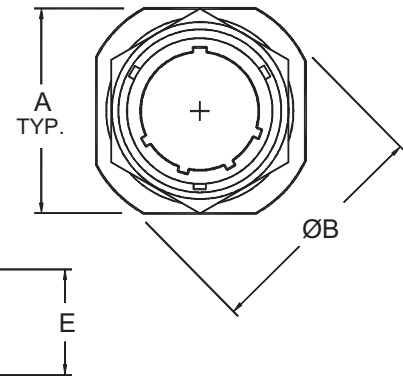
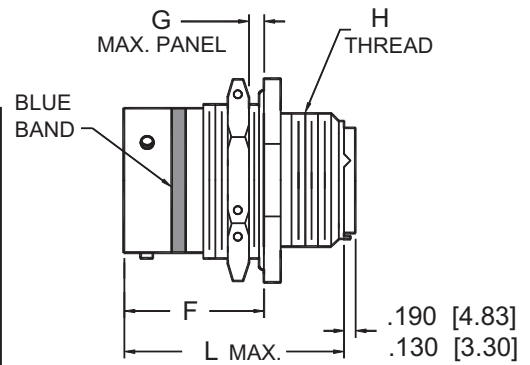
SC74* JAM NUT RECEPTACLE

CRIMP REAR RELEASE CONTACTS

SC74* Environmental

SHELL SIZE	A +.016 -.015 [+0.41] [-0.38]	ØB +.016 -.015 [+0.41] [-0.38]	E ±.005 [±0.13]	F ±.025 [±0.64]	G MAX.	H THREAD CLASS 2A	ØK ±.005 [±0.13]	L MAX.
8	.938 [23.83]	1.063 [27.00]	.536 [13.61]	.683 [17.35]	.187 [4.75]	1/2-20 UNF	.572 [14.53]	1.215 [30.86]
10	1.063 [27.00]	1.187 [30.15]	.661 [16.79]	.683 [17.35]	.187 [4.75]	5/8-24 UNEF	.697 [17.70]	1.215 [30.86]
12	1.250 [31.75]	1.346 [34.19]	.824 [20.93]	.683 [17.35]	.187 [4.75]	3/4-20 UNEF	.895 [22.73]	1.215 [30.86]
14	1.346 [34.19]	1.500 [38.10]	.948 [24.08]	.683 [17.35]	.187 [4.75]	7/8-20 UNEF	1.010 [25.65]	1.215 [30.86]
16	1.500 [38.10]	1.625 [41.27]	1.072 [27.23]	.683 [17.35]	.187 [4.75]	1-20 UNEF	1.135 [28.83]	1.215 [30.86]
18	1.625 [41.27]	1.750 [44.45]	1.197 [30.40]	.683 [17.35]	.187 [4.75]	1 1/16-18 UNEF	1.260 [32.00]	1.215 [30.86]
20	1.812 [46.02]	1.938 [49.23]	1.322 [33.58]	.746 [18.95]	.250 [6.35]	1 3/16-18 UNEF	1.385 [35.18]	1.275 [32.38]
22	1.938 [49.23]	2.063 [52.40]	1.447 [36.75]	.746 [18.95]	.250 [6.35]	1 5/16-18 UNEF	1.510 [38.35]	1.275 [32.38]
24	2.063 [52.40]	2.187 [55.55]	1.572 [39.93]	.746 [18.95]	.219 [5.56]	1 7/16-18 UNEF	1.635 [41.53]	1.275 [32.38]

DIMENSIONS IN BRACKETS [] ARE IN MILLIMETERS.

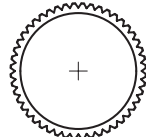


PANEL CUT-OUT

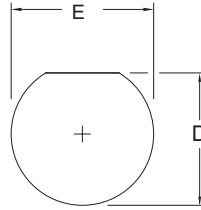
4B

SC74SV* JAM NUT RECEPTACLE

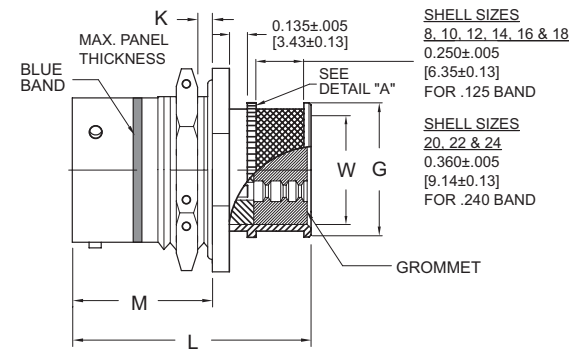
CRIMP REAR RELEASE CONTACTS



DETAIL - A
(Shell teeth shown for clarity)



PANEL CUT-OUT



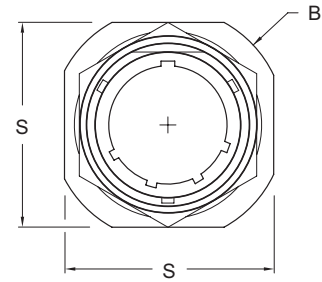
SHELL SIZES
8, 10, 12, 14, 16 & 18
0.250±.005
[6.35±0.13]
FOR .125 BAND

SHELL SIZES
20, 22 & 24
0.360±.005
[9.14±0.13]
FOR .240 BAND

SC74SV* Environmental, with integrated backshell

SHELL SIZE	FRONT VIEW		SIDE VIEW					PANEL CUT-OUT	
	B +.016 [+0.41] -.015 [-0.38]	S +.016 [+0.41] -.015 [-0.38]	G MAX	K MAX	L MAX	M ±.025 [±0.64]	W ±.005 [±0.13]	D ±.005 [±0.13]	E ±.005 [±0.13]
8	1.063 [27.00]	0.938 [23.83]	0.505 [12.83]	0.187 [4.75]	1.410 [35.81]	0.683 [17.35]	0.370 [9.40]	0.536 [13.61]	0.572 [14.53]
10	1.187 [30.15]	1.063 [27.00]	0.630 [16.00]	0.187 [4.75]	1.410 [35.81]	0.683 [17.35]	0.497 [12.62]	0.661 [16.79]	0.697 [17.70]
12	1.346 [34.19]	1.250 [31.75]	0.755 [19.18]	0.187 [4.75]	1.410 [35.81]	0.683 [17.35]	0.613 [15.57]	0.824 [20.93]	0.895 [22.73]
14	1.500 [38.10]	1.346 [34.19]	0.880 [22.35]	0.187 [4.75]	1.410 [35.81]	0.683 [17.35]	0.738 [18.75]	0.948 [24.08]	1.010 [25.65]
16	1.625 [41.27]	1.500 [38.10]	1.005 [25.53]	0.187 [4.75]	1.410 [35.81]	0.683 [17.35]	0.863 [21.92]	1.072 [27.23]	1.135 [28.83]
18	1.750 [44.45]	1.625 [41.27]	1.065 [27.05]	0.187 [4.75]	1.410 [35.81]	0.683 [17.35]	0.919 [23.34]	1.197 [30.40]	1.260 [32.00]
20	1.938 [49.23]	1.812 [46.02]	1.190 [30.22]	0.250 [6.35]	1.475 [37.46]	0.746 [18.95]	1.044 [26.52]	1.322 [33.58]	1.385 [35.18]
22	2.063 [52.40]	1.938 [49.23]	1.315 [33.40]	0.250 [6.35]	1.475 [37.46]	0.746 [18.95]	1.169 [29.69]	1.447 [36.75]	1.510 [38.35]
24	2.187 [55.55]	2.063 [52.40]	1.440 [36.58]	0.219 [5.56]	1.475 [37.46]	0.746 [18.95]	1.294 [32.87]	1.572 [39.93]	1.635 [41.53]

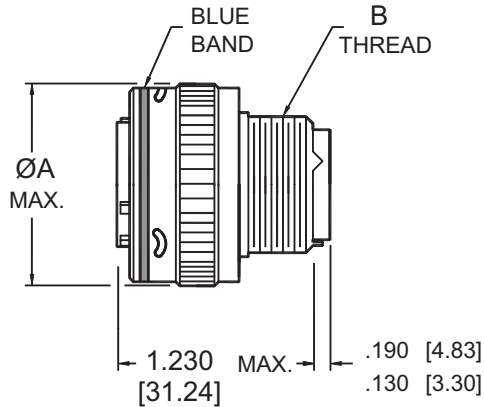
DIMENSIONS IN BRACKETS [] ARE MILLIMETERS



STRAIGHT PLUG - EMI/RFI GROUNDING SC75*

STRAIGHT PLUG SC76*

CRIMP REAR RELEASE CONTACTS



SCPT(G)75* Environmental, with grounding spring
SCPT(G)76* Environmental

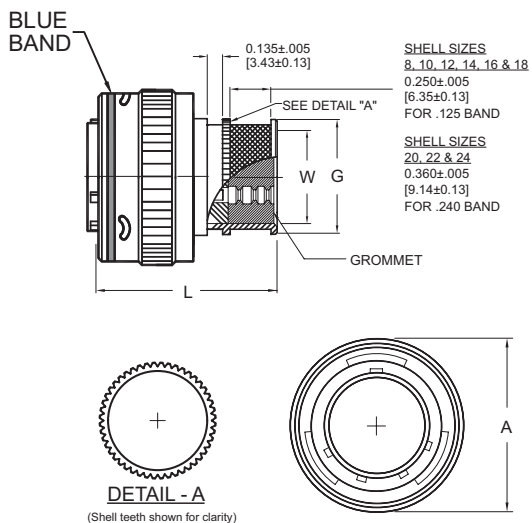
SHELL SIZE	ØA MAX.	B THREAD CLASS 2A
8	.782 [19.86]	1/2-20 UNF
10	.926 [23.52]	5/8-24 UNEF
12	1.043 [26.49]	3/4-20 UNEF
14	1.183 [30.05]	7/8-20 UNEF
16	1.305 [33.15]	1-20 UNEF
18	1.391 [35.33]	1 1/16-18 UNEF
20	1.531 [38.89]	1 3/16-18 UNEF
22	1.656 [42.06]	1 5/16-18 UNEF
24	1.777 [45.14]	1 7/16-18 UNEF

DIMENSIONS IN BRACKETS [] ARE IN MILLIMETERS.

STRAIGHT PLUG - EMI/RFI GROUNDING SC75SV*

STRAIGHT PLUG - EMI/RFI GROUNDING SC76SV*

CRIMP REAR RELEASE CONTACTS



SC75(G)SV*

Environmental, with grounding spring & integrated backshell

SC76(G)SV*

Environmental with integrated backshell

SHELL SIZE	FRONT VIEW	SIDE VIEW		
	A MAX	G MAX	L MAX	W ±.005 [±0.134]
8	0.782 [9.86]	0.505 [12.83]	1.410 [35.81]	0.370 [9.40]
10	0.935 [23.52]	0.630 [16.00]	1.410 [35.81]	0.497 [12.62]
12	1.043 [26.49]	0.755 [19.18]	1.410 [35.81]	0.613 [15.57]
14	1.183 [30.05]	0.880 [22.35]	1.410 [35.81]	0.738 [18.75]
16	1.305 [33.15]	1.005 [25.53]	1.410 [35.81]	0.863 [21.92]
18	1.391 [35.33]	1.065 [27.05]	1.410 [35.81]	0.919 [23.34]
20	1.531 [38.89]	1.190 [30.22]	1.475 [37.46]	1.044 [26.52]
22	1.656 [42.06]	1.315 [33.40]	1.475 [37.46]	1.169 [29.69]
24	1.777 [45.14]	1.440 [36.58]	1.475 [37.46]	1.294 [32.87]

DIMENSIONS IN BRACKETS [] ARE MILLIMETERS

SECTION 5B

SC SERIES (MIL-DTL-26482)

CONNECTOR ACCESSORY

QUICK REFERENCE

FOR COMPLETE DETAILS ON THESE PARTS SEE **SPACECRAFT CATALOG 401**

5B

SC SERIES (MIL-DTL-26482) CRIMP & SOLDER CONNECTOR ACCESSORY QUICK REFERENCE

FOR COMPLETE DETAILS ON THESE PARTS SEE **SPACECRAFT CATALOG 401**

ACCESSORY	SCPC	SCPT	SC7 REAR RELEASE
BACKSHELLS, ENVIRONMENTAL			
STRAIGHT - CABLE SEALING GLAND	B002*BA	B002*BA	B002*AF
	–	–	B049AF11
STRAIGHT - FOR ANAMET CONDUIT	B031*BA	B031*BA	B031*AF
STRAIGHT - FOR PG ADAPTER	B033*BA	B033*BA	B033*AF
STRAIGHT - PIPE THREAD (PT) ADAPTERS	B035*BA	B035*BA	B035*AF
STRAIGHT - FOR SEALTITE™ LIQUIDTITE CONDUIT	B037*BA	B037*BA	B037*AF
45° - CABLE SEALING GLAND	B002CC-BA	B002CC-BA	B002CC-AF
	–	–	B049AF07
90° - CABLE SEALING GLAND	B002D-BA	B002D-BA	B002D-AF
	–	–	B049AF09
BACKSHELLS, ENVIRONMENTAL EMI/RFI			
STRAIGHT-CONE TYPE	B004*BA	B004*BA	B004*AF
	–	–	B049AF10
STRAIGHT - INVERTED CONE TYPE	B015*BA	B015*BA	B015*AF
STRAIGHT-2 RING TYPE	B023*BA	B023*BA	B023*AF
STRAIGHT - LIGHTWEIGHT	B043*BA	B043*BA	B043*AF
45° - CONE TYPE	B004CC-BA	B004CC-BA	B004CC-AF
	–	–	B049AF06
45° - INVERTED CONE TYPE	B015CC-BA	B015CC-BA	B015CC-AF
45° - 2 RING TYPE	B023CC-BA	B023CC-BA	B023CC-AF
45° - LIGHTWEIGHT	B043CC-BA	B043CC-BA	B043CC*AF
90° - CONE TYPE	B004D-BA	B004D-BA	B004D-AF
	–	–	B049AF08
90° - INVERTED CONE TYPE	B015D-BA	B015D-BA	B015D-AF
90° - 2 RING TYPE	B023D-BA	B023D-BA	B023D-AF
90° - LIGHTWEIGHT	B043D-BA	B043D-BA	B043D*AF
BACKSHELLS, GROMMET NUTS			
	–	–	B049AF31
	–	–	B049AF31S
BACKSHELLS, NON-ENVIRONMENTAL			
STRAIGHT	B001A-BA	B001A-BA	B001A-AF
	B001B-BA	B001B-BA	B001B-AF
45°	B001CC-BA	B001CC-BA	B001CC-AF
90°	B001D-BA	B001D-BA	B001D-AF
BACKSHELLS, NON-ENVIRONMENTAL EMI/RFI			
STRAIGHT-CONE TYPE	B003*BA	B003*BA	B003*AF
	–	–	B049AF25
STRAIGHT - INVERTED CONE TYPE	B014*BA	B014*BA	B014*AF
STRAIGHT - LIGHTWEIGHT	B042*BA	B042*BA	B042*AF
45° - CONE TYPE	B003CC-BA	B003CC-BA	B003CC*AF
	–	–	B049AF23
45° - INVERTED CONE TYPE	B014CC-BA	B014CC-BA	B014CC*AF
45° - LIGHTWEIGHT	B042CC-BA	B042CC-BA	B042CC*AF
90°-CONE TYPE	B003D-BA	B003D-BA	B003D*AF
	–	–	B049AF24
90° - INVERTED CONE TYPE	B014D-BA	B014D-BA	B014D*AF
90° - LIGHTWEIGHT	B042D-BA	B042D-BA	B042D*AF
BACKSHELLS, POTTING FORMS & RINGS			
	SC3185-*	SC3185-*	NOTE 1
BACKSHELLS, SHIELD TERMINATIONS			
STRAIGHT - CRIMP RING FOR SHRINK BOOT	B005*BA	B005*BA	B005*AF
STRAIGHT - CRIMP RING TYPE	B007*BA	B007*BA	B007*AF
STRAIGHT - ADAPTER ONLY	–	–	B049AF26-1
STRAIGHT - ADAPTER & CRIMP RING	–	–	B049AF26-3
STRAIGHT - SHIELD BAND	–	–	B049AF82

* Additional alpha-numerics are required to complete part number.
NOTE 1 - Contact sales department for part numbers and availability.



CRIMP & SOLDER (MIL-DTL-26482) **SC SERIES**

CONNECTOR ACCESSORY QUICK REFERENCE

FOR COMPLETE DETAILS ON THESE PARTS SEE **SPACECRAFT CATALOG 401**

ACCESSORY	SCPC	SCPT	SC7 REAR RELEASE
BACKSHELLS, SHIELD TERMINATIONS (Cont)			
45° - CRIMP RING FOR SHRINK BOOT	B005CC*BA	B005CC*BA	B005CC*AF
45° - CRIMP RING TYPE	B007CC*BA	B007CC*BA	B007CC*AF
45° - SHIELD BAND	-	-	B049AF83
90° - CRIMP RING FOR SHRINK BOOT	B005D*BA	B005D*BA	B005D*AF
90° - CRIMP RING TYPE	B007D*BA	B007D*BA	B007D*AF
90° - SHIELD BAND	-	-	B049AF84
SHIELD CRIMP RING ONLY	B049AF26-2	B049AF26-2	B049AF26-2
BACKSHELLS, SHORTING CANS			
	B012*BA	B012*BA	B012*AF
	B013*BA	B013*BA	B013*AF
BACKSHELLS, SHRINK BOOT ADAPTERS			
STRAIGHT BOOT ADAPTER	B006A*BA	B006A*BA	B006A*AF
	B006B*BA	B006B*BA	B006B*AF
	-	-	B049AF60-1
	-	-	B049AF60-2
BACKSHELLS, STRAIN RELIEF/CABLE CLAMPS			
STRAIGHT CABLE CLAMP	MS3057-*A	MS3057-*A	-
	MS3057-*B	MS3057-*B	-
	MS3057-*C	MS3057-*C	-
STRAIGHT - STRAIN RELIEF	-	-	B049AF52
	-	-	B049AF52S
	-	-	B049AF53
	-	-	B049AF66
45° STRAIN RELIEF	-	-	B049AF43
	-	-	B049AF54
90° STRAIN RELIEF	-	-	B049AF51
	-	-	B049AF51S
	-	-	B049AF55
	-	-	B049AF55G
	-	-	B049AF55S
DUMMY RECEPTACLES			
	DRP18	DRP04	DRP04
	-	SCP3115-*	SCP3115-*
DUST CAPS			
METAL, FOR PLUG	DCP18	DCP04	DCP04
	SCP101955-*	SCP3180-*	SCP3180-*
METAL, FOR RECEPTACLE	DCR18	DCR04	DCR04
	SCP101950-*	SCP3181-*	SCP3181-*
	SCP101951-*	-	-
	SCP101956-*	-	-
GASKET FOR FLANGE MOUNT RECEPTACLES			
EMI/RFI	M83528/004	M83528/004	M83528/004
ENVIRONMENTAL	SCP101949-*	SCP150949-*	SCP150949-*
JAM NUTS			
	SC3186-*	SC3186-*	SC3186-*
MOUNTING PLATES			
	B049AF94	B049AF94	B049AF94
	B049AF95	B049AF95	B049AF95
	B049AF96	B049AF96	B049AF96
RUBBER BUSHINGS			
	MS3420-*	MS3420-*	MS3420-*
	MS3420-*A	MS3420-*A	MS3420-*A
SEALING PLUGS			
	MS3187-*	MS3187-*	-
	MS25251-*	MS25251-*	-
	M527488-*	M527488-*	M527488-*

* Additional alpha-numeric are required to complete part number.
NOTE 1 - Contact sales department for part numbers and availability.

We've Got You Covered



Contact
Spacecraft's
Consultative Sales Team
for Ordering Information



YOUR
**CONNECTOR
CONSULTANT**
SINCE 1962

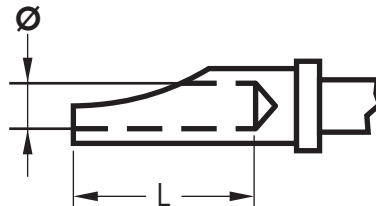
 **SPACECRAFT
COMPONENTS CORP.**

702.851.7600

SECTION 6B

CONTACT TECHNICAL DATA

SOLDER CONTACT DIMENSIONS



CONTACT SIZE	DIAMETER SOLDER POT	DEPTH SOLDER POT	AWG MAX.
20	.046 [1.16]	.125 [3.17]	20
16	.078 [1.98]	.188 [K.77]	16

SOLDER CONTACTS

CONTACT SIZE	SHELL SIZE	PIN CONTACT	SOCKET CONTACT
20	8-18	P32-1900-343	S32-1900-343
	20-24	P32-1902-343	S32-1902-343
16	8-18	P32-3800-343	S32-3800-343
	20-24	P32-3802-343	S32-3802-343

SERVICE RATINGS*

SERVICE RATING	RECOMMENDED OPERATING VOLTAGE (SEA LEVEL)		TEST VOLTAGE AC RMS				CONTACT SPACING	
	DC	AC RMS	SEA LEVEL	50,000 FT	70,000 FT	110,000 FT	CREEPAGE DISTANCE	MECHANICAL SPACING
I	700	500	1500	500	375	200	.0937 [2.38]	.0469 [1.19]
II	1250	900	2300	750	500	200	.125 [3.18]	.078 [1.98]

* Since the design engineer knows what transients, peak voltages, switching surges, etc. can be expected in a particular circuit, the establishment of electrical safety factors is left entirely in his hands.

ELECTRICAL SERVICE DATA

Test current ratings of contacts and allowable voltage drop under test conditions when assembled as in service are shown below. Maximum total current to be carried per connector is the same as the allowable in wire bundles as specified in MIL-W-5088.

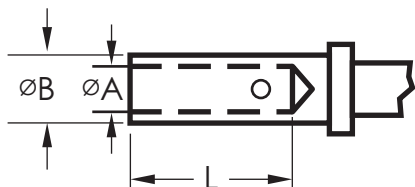
ELECTRICAL CHARACTERISTICS

CONTACT SIZE	RATED CURRENT	TEST CURRENT	MILIVOLT DROP
20	7.5 AMPS	7.5 AMPS	25 Mv
16	22 AMPS	20 AMPS	21 Mv

SCPC* & SCPT SERIES

F80 CRIMP CONTACT DIMENSIONS

F80 CRIMP CONTACT DIMENSIONS



CONTACT SIZE	ØA	ØB	L	WIRE ACCOM
20	.051 [1.30]	.076 [1.93]	.260 [6.60]	20, 22, 24
16	.068 [1.73]	.102 [2.59]	.260 [6.60]	16, 18, 20

F80 CONTACT TOOLING

PART NUMBER	SEX	CONTACT SIZE	AWG	FITS CONNECTOR SIZE	INSERTION	REMOVAL	GUIDE PINS	MANUAL CRIMP TOOL	LOCATOR
R32-1700-343	PIN	20	20-24	8-18	T117346	T118251	N/A	T105001	T105011
R32-1702-343	PIN	20	20-24	20-24	T117346	T118251	N/A	T105001	T105011
R32-3600-343	PIN	16	16-20	8-18	T117083	T118251	N/A	T105001	T105011
R32-3602-343	PIN	16	16-20	20-24	T117083	T118251	N/A	T105001	T105011
T32-1700-343	SOCKET	20	20-24	8-18	T117346	T118251	T125007	T105001	T105011
T32-1702-343	SOCKET	20	20-24	20-24	T117346	T118251	T125007	T105001	T105011
T32-3600-343	SOCKET	16	16-20	8-18	T117083	T118251	T125007	T105001	T105011
T32-3602-343	SOCKET	16	16-20	20-24	T117083	T118251	T125007	T105001	T105011

GROMMET WIRE SEALING RANGE

WIRE BARREL SIZE	SERIES 1 SOLDER OR F80 CRIMP	SERIES 1 CRIMP FRONT RELEASE	SERIES 2 CRIMP REAR RELEASE
20	.060 - .083 [1.52-2.10]	.047 - .083 [1.19-2.10]	.040 - .083 [1.01 -2.10]
16	.066-.109 [1.67 -2.76]	.066 -.109 [1.67 -2.76]	.053 -.103 [1.34-2.61]
12	.097-.142 [2.46 - 3.60]	.097 -.142 [2.46 - 3.60]	.097 -.158 [2.46-4.01]

SERVICE RATINGS*

SERVICE RATING	RECOMMENDED OPERATING VOLTAGE (SEA LEVEL)		TEST VOLTAGE AC RMS				CONTACT SPACING	
	DC	AC RMS	SEA LEVEL	50,000 FT	70,000 FT	110,000 FT	CREEPAGE DISTANCE	MECHANICAL SPACING
I	700	500	1500	500	375	200	.0937 [2.38]	.0469 [1.19]
II	1250	900	2300	750	500	200	.125 [3.18]	.078 [1.98]

* Since the design engineer knows what transients, peak voltages, switching surges, etc. can be expected in a particular circuit, the establishment of electrical safety factors is left entirely in his hands.

ELECTRICAL SERVICE DATA

Test current ratings of contacts and allowable voltage drop under test conditions when assembled as in service are shown below. Maximum total current to be carried per connector is the same as the allowable in wire bundles as specified in MIL-W-5088.

ELECTRICAL CHARACTERISTICS

CONTACT SIZE	RATED CURRENT	TEST CURRENT	MILIVOLT DROP
20	7.5 AMPS	7.5 AMPS	25 Mv
16	22 AMPS	20 AMPS	21 Mv



A thermocouple is essentially a pair of wires of dissimilar metals connected at both ends. When the two junctions are subjected to different temperatures, an electrical potential is set up between them, almost directly proportional to the temperature difference. A voltage measuring instrument in the circuit can thus measure temperature. Because thermocouple junctions

can withstand higher temperatures than the connectors used in conjunction with them, care must be taken to isolate the connectors. While contacts can withstand temperatures shown in the following table, standard insert materials can withstand only 257°F continuous operation. However, special dielectrics and shell finishes can extend the usable connector range above 500°F.

THERMOCOUPLE LIMITS

COMBINATION	CONDITIONS	TEMPERATURE RANGE
Copper-Constantan (Note 1)	Material has good resistance to corrosion with long life and stable calibration.	Thermocouple Junction: Below 500°F Connector Contacts: 400°F
Iron-Constantan (Note 1)	Material can be used in either oxidizing or reducing atmospheres. It is not recommended for low temperatures and in the presence of moisture due to the rusting of the iron.	Thermocouple Junction: 500°F to 1200°F Connector Contacts: *600°F
Chromel-Alumel (Note 1)	Material is good for high temperature work and is more stable than iron and constantan combinations.	Thermocouple Junction: High Temperature Connector Contacts: *400°F

* These contacts can withstand higher temperatures but have not been tested because the general line of connectors will not withstand such temperatures in continuous operation.

(Note 1) - These are registered Trade names of the Hoskins Corporation.

6B

THERMOCOUPLE MATERIALS

CONTACT DESIGNATION	MATERIAL	ASTM-E230 SPECIFICATIONS	POLARITY	MAGNETISM
Alumel (Al) (Note 1)	94% Nickel; 2.5% Manganese; 2% Aluminum; 1% Silicone; .1% Iron	Type KN	Negative	Magnetic
Constantan (Co) (Note 1)	45% to 60% Copper; 40% to 55% Nickel; 0 to 1.4% Manganese; 0.1% Iron	Type JN	Negative	Non-Magnetic
Copper (Cu) (Note 1)	87.5 to 90% Copper; 1.8 to 2.2% Lead; .1% Iron; 5% Nickel; .5% normal impurities and balance zinc	Type T	Positive	Non-Magnetic
Iron (Ir) (Note 1)	84.4% Iron; 2% Carbon; 3% manganese; 6% Phosphorus; 2% Sulphur; 4% Silicone; 8.1% Copper; 9% Tin (Cadmium plated for corrosion resistance)	Type JP	Positive	Magnetic
Chromel P (Ch) (Note 1)	90% Nickel; 10% Chromium	Type KP	Positive	Non-Magnetic


(Note 1) - These are registered Trade names of the Hoskins Corporation.

CONTACT COLOR CODING

CONTACT MATERIAL	COLOR
Alumel	Green
Chromel	White
Copper	-
Constantan	Yellow
Iron	Black

For further information, please contact our sales department.

We've Got You Covered



Contact
Spacecraft's
Consultative Sales Team
for Ordering Information



YOUR
**CONNECTOR
CONSULTANT**
SINCE 1962

 **SPACECRAFT**
COMPONENTS CORP.

702.851.7600

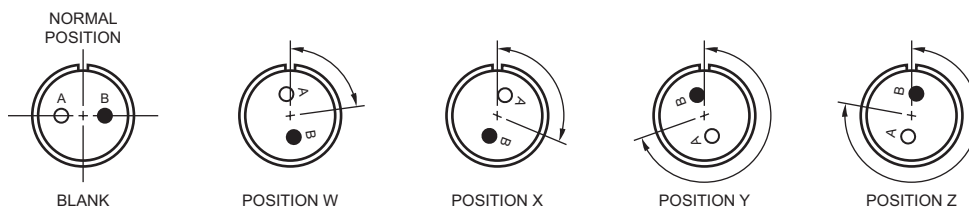
SECTION 7B

SC, SCPC, SCPT & SCPT*S SERIES

INSERT CONFIGURATIONS

ALTERNATE POSITIONS (POLARIZATION)

The four positions (W, X, Y and Z) differ in degree of rotation for various sizes and layouts. The exact angle of rotation for the combinations are listed on pages 7B-1 thru 7B-3.



ENGAGING FACE OF PIN INSERTS SHOWN
SOCKET INSERTS ARE MIRROR IMAGES

INSERT NUMBER	NUMBER OF CONTACTS					ALTERNATE POSITIONS (DEGREES)				INSERT	REMARKS
	TOTAL	20	16	12	8	W	X	Y	Z		
8-2†	2	2				58	122	-	-	MS33708*	
8-3†	3	3				60	210	-	-	MS33708-3*	
8-4†	4	4				45	-	-	-	MS33708-4*	
8-33†	3	3				90	-	-	-	MS33708	
8-60	3	3				-	-	-	-	8-3	Thermocouple 1-IR, 1-CON, 1-CU
8-61	4	4				-	-	-	-	8-4	Thermocouple 1-IR, 1-CON, 2-CU
8-62	2	2				-	-	-	-	8-2	Thermocouple 1-CH, 1-CON
8-63	4	4				-	-	-	-	8-4	Thermocouple 1-CH, 1 AL, 2-CU
8-80	4	4				-	-	-	-	8-4	Thermocouple 2-AL, 2-CH
8-82	2	2				-	-	-	-	8-2	Thermocouple 1-AL, 1-CH
8-83	3	3				-	-	-	-	8-3	Thermocouple 1-AL, 1-CH
8-84	4	4				-	-	-	-	8-4	Thermocouple 2-IR, 2-CON
8-85	2	2				-	-	-	-	8-2	Thermocouple
8-86	4	4				-	-	-	-	8-4	Thermocouple 2-CH, 2-CON
8-87	3	3				-	-	-	-	8-3	Thermocouple 1-CON
8-88	4	4				-	-	-	-	8-4	Thermocouple 2-CON
8-89	3	3				-	-	-	-	8-3	Thermocouple 1-CH, 1-CON
8-96	4	4				-	-	-	-	8-4	Thermocouple
8-98†	3	3				-	-	-	-	MS33708-98	
10-2	2		2			45	90	315	-		

† = Military designation per MIL-STD-1669.

‡ = Military designation inactive for new design.

CONTINUED ON NEXT PAGE

SC, SCPC, SCPT & SCPT*S SERIES

INSERT CONFIGURATIONS BY SHELL SIZE

CONTINUED FROM PREVIOUS PAGE

INSERT NUMBER	NUMBER OF CONTACTS					ALTERNATE POSITIONS (DEGREES)				INSERT	REMARKS
	TOTAL	20	16	12	8	W	X	Y	Z		
10-5	5	5				45	151	180	270		
10-6†	6	6				90	-	-	-	MS33709-6	
10-80	6	6				-	-	-	-	10-6	Thermocouple 1-AL, 1-CH
10-81	6	6				-	-	-	-	10-6	Thermocouple 3-AL, 3-CH
10-82	6	6				-	-	-	-	10-6	Thermocouple 1 each AL, CH, IR, CON
10-83	6	6				-	-	-	-	10-6	Thermocouple 1-AL, 1-CH
10-85	6	6				-	-	-	-	10-6	Thermocouple 2-AL, 2-CH
10-98†	6	6				90	180	240	270	MS33709-98	
10-99	7	7				90	-	-	-		
12-3†	3		3			-	-	180	-	MS33710-3	
12-4	4		4			38	-	-	-		
12-6	6	6				-	-	-	-		
12-8†	8	8				90	112	203	292	MS33710-3	
12-10†	10	10				60	155	270	295	MS33710-10	
12-14	14	14				-	-	-	-		
12-80	10	10				-	-	-	-	12-10	Thermocouple 5-AL, 5-CH
12-81	10	10				-	-	-	-	12-10	Thermocouple 5-AL, 5-CH
12-84	10	10				-	-	-	-	12-10	Thermocouple
12-85	10	10				-	-	-	-	12-10	Thermocouple 5-IR, 5-CON
12-87	8	8				-	-	-	-	12-8	Thermocouple 1-AL, 1-CH
12-88	10	10				-	-	-	-	12-10	Thermocouple 1-AL, 1-CH
12-89	10	10				-	-	-	-	12-10	Thermocouple 2-CON
12-98	10	10				61	135	189	340		
14-2	2			2		58	122	-	-		
14-4†	4			4		45	-	-	-	MS33711-4	
14-5†	5		5			40	92	184	273	MS33711-5	
14-8	8	6	1		2	48	162	189	312		
14-9†	9	5			4	15	90	180	240	MS33711-9	
14-12†	12	8	4			43	90	-	-	MS33711-12	
14-15†	15	14		1		17	110	155	234	MS33711-15	
14-18†	18	18				15	90	180	270	MS33711-18	
14-19†	19	19				30	165	315	-	MS33711-19	Thermocouple
14-22†	5	1		4		45	-	-	-	MS33711-22	Thermocouple 9-AL, 10-CH
14-69	19	19				-	-	-	-	14-19	Thermocouple 5-AL, 5-CH
14-80	19	19				-	-	-	-	14-19	Thermocouple 9-AL, 9-CH
14-81	18	18				-	-	-	-	14-18	Thermocouple 1-AL, 1-CH
14-84	18	18				-	-	-	-	14-18	Thermocouple 9-AL, 9-CH
14-85	19	19				-	-	-	-	14-19	Thermocouple 1-AL, 1-CH
14-87	19	19				-	-	-	-	14-19	Thermocouple 5-AL, 5-CH
16-5	5	5				-	-	-	-	16-26	Omit all holes except J, S, T, Z, W
16-6	6				6	-	-	-	-		
16-8†	8		8			54	152	180	331	MS33712-8	
16-10	10	10				-	-	-	-		
16-14†	14	8		6		25	78	180	240	MS33712-14	
16-23†	23	22	1			158	270	-	-	MS33712-23	
16-26†	26	26				60	-	275	338	MS33712-26	
16-80	26	26				-	-	-	-	16-26	Thermocouple 13-IR, 13-CON
16-81	26	26				-	-	-	-	16-26	Thermocouple
16-83	26	26				-	-	-	-	16-26	Thermocouple 12-CH, 12-CON
16-84	26	26				-	-	-	-	16-26	Thermocouple 13-AL, 13-CH
16-88	26	26				-	-	-	-	16-26	Thermocouple 1-AL, 1-CH
16-89	26	26				-	-	-	-	16-26	Thermocouple 13-CON
16-95†	8	6			2	25	90	153	-	MS33712-95	
16-97	5			5		45	-	-	340		
16-99†	23	21	2			66	156	223	340	MS33712-99	

† = Military designation per MIL-STD-1669.

‡ = Military designation inactive for new design.

CONTINUED ON NEXT PAGE

SC, SCPC, SCPT & SCPT*S SERIES

INSERT CONFIGURATIONS BY SHELL SIZE

CONTINUED FROM PREVIOUS PAGE

INSERT NUMBER	NUMBER OF CONTACTS					ALTERNATE POSITIONS (DEGREES)				INSERT	REMARKS
	TOTAL	20	16	12	8	W	X	Y	Z		
18-5	5			5		55	97	263	315		
18-7	7		7			22	-	180	-		
18-8†	8			8		180	-	-	-	MS33713	
18-11†	11		11			62	119	241	340	MS33713-11	
18-14	14	10		4		53	102	213	293		
18-28	28	26	2			49	158	207	329		
18-30†	30	29	1			180	193	285	350	MS33713-30	
18-32†	32	32				85	138	222	265	MS33713-32	
18-82	32	32				-	-	-	-	18-32	Thermocouple
18-84	11			11		-	-	-	-	18-11	Thermocouple 1-AL, 1-CH, 9-CU
18-85†	13	5		8		45	90	180	240	MS33713-85	
18-88†	8	4			4*	12	45	168	202		
20-3	39	37	2			-	-	-	-	20-39	Thermocouple
20-4	41	41				-	-	-	-	20-41	Thermocouple
20-8	8		8			71	155	218	286		
20-9	8		7	1		-	-	-	-		
20-16†	16		16			238	318	333	347	MS33714-16	
20-18	16		16			-	-	-	-	20-16	Thermocouple
20-24†	24	24				70	145	215	290	MS33714-24	
20-25	25	25				72	144	216	288		
20-26	26	20		6		13	107	210	322		
20-27†	27	27				72	144	216	288	MS33714-27	
20-39†	39	37	2			63	144	252	333	MS33714-39	
20-41†	41	41				45	126	225	-	MS33714-41	
20-84	41	41				-	-	-	-	20-41	Thermocouple 3-AL, 3-CH
20-85	41	41				-	-	-	-	20-41	Thermocouple 1-AL, 1-CH
20-90†	15	3		12		18	60	240	270		
22-8	8		8			75	147	222	287		
22-10						-	-	-	-		
22-12†	12			12		-	-	-	-	MS33715-12	
22-19†	19			19		15	90	225	308	MS33715-19	
22-21†	21		21			16	135	175	349	MS33715-21	
22-25	25		25			60	125	211	336		
22-32†	32	32				72	145	215	288	MS33715-32	
22-34†	34	34				62	142	218	298	MS33715-34	
22-36	36	36				72	144	216	288		
22-41†	41	27	14			39	135	264	-	MS33715-41	
22-53	53	53				-	-	-	-		
22-55†	55	55				30	142	226	314	MS33715-55	
22-82	55	55				-	-	-	-	22-55	Thermocouple
22-84	55	55				-	-	-	-	22-55	Thermocouple
22-85	55	55				-	-	-	-	22-55	Thermocouple 27-AL, 27-CH
22-86	55	55				-	-	-	-		Thermocouple 8-AL, 8-CH
22-95†	32	26		6		26	180	266	-	MS33715-95	Thermocouple 12-AL, 12-CH
22-96†	7				7*	19	41	-	-		
22-97	16		16			19	93	205	341		
22-99	11		11			-	-	-	-		
24-19†	19			19		30	165	315	-	MS33716-19	
24-25	25	9	8	8		-	-	-	-		
24-27†	27	11		16		45	110	140	225	MS33716-27	
24-31†	31		31			90	225	255	-	MS33716-31	
24-61†	61	61				90	180	270	324	MS33716-61	
24-80	61	61				-	-	-	-	24-61	Thermocouple 31-CON
24-81	61	61				-	-	-	-	24-61	Thermocouple
24-82	61	61				-	-	-	-	24-61	Thermocouple 9-AL, 9-CH
24-83	61	61				-	-	-	-	24-61	Thermocouple 26-AL, 26-CH

† = Military designation per MIL-STD-1669.

‡ = Military designation inactive for new design.

* Size 8 shielded available only in Series 1, Crimp Front Release.

7B

SC, SCPC, SCPT & SCPT*S SERIES

INSERT CONFIGURATIONS BY NUMBER OF CONTACTS

Face View of Pin Inserts Shown at Approximately Three-Quarters Actual Size

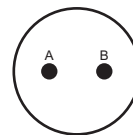
2 CONTACTS



8-2‡



10-2



14-2

CONTACTS

2-#20

2-#16

2-#12

RATING

I

I

I

Inactive for
new design

3 CONTACTS



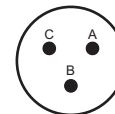
8-3‡



8-33†



8-98†



12-3†

CONTACTS

3-#20

3-#20

3-#20

3-#16

RATING

I

I

I

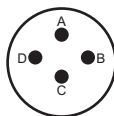
II

Inactive for
new design

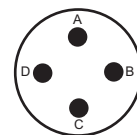
4 CONTACTS



8-4‡



12-4†



14-4†

CONTACTS

4-#20

4-#16

4-#12

RATING

I

I

I

Inactive for
new design

† = Military designation per MIL-STD-1669.

‡ = Military designation inactive for new design.

SC, SCPC, SCPT & SCPT*S SERIES

INSERT CONFIGURATIONS BY NUMBER OF CONTACTS

Face View of Pin Inserts Shown at Approximately Three-Quarters Actual Size

5 CONTACTS

	10-5†	14-5†	14-22†	16-5	16-97	18-5
CONTACTS	5-#20	5-#16	1-#20 4-#12	5-#20	5-#12	5-#12
RATING	I	II	I	I	I	I

6 CONTACTS

	10-6†	10-98†	16-6†
CONTACTS	6-#20	6-#20	6-#12
RATING	I	I	

7 CONTACTS

	10-7 10-99	18-7
CONTACTS	7-#20	7-#16
RATING	I	I

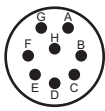
† = Military designation per MIL-STD-1669.

SC, SCPC, SCPT & SCPT*S SERIES

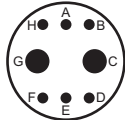
INSERT CONFIGURATIONS BY NUMBER OF CONTACTS

Face View of Pin Inserts Shown at Approximately Three-Quarters Actual Size

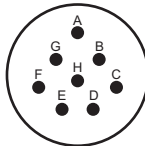
8 CONTACTS



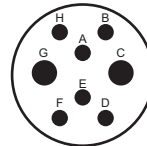
12-8†



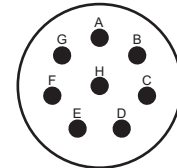
14-8



16-8†



16-95



18-8†

CONTACTS

8-#20

6-#20
2-#12

8-#16

6-#20
2-#8

8-#12

RATING

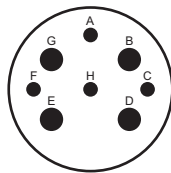
I

I

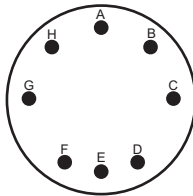
II

I

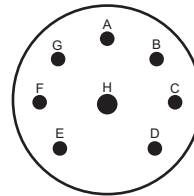
I



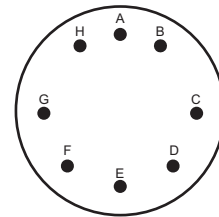
18-88†



20-8†



20-9



22-8

CONTACTS

4-#20
4-#8

8-#16

7-#16
1-#12

8-#16

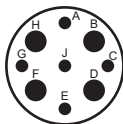
RATING

I

I

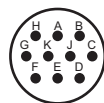
II

9 CONTACTS

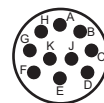


14-9†

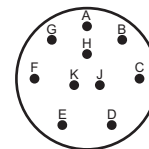
10 CONTACTS



12-10†



12-98



16-10

CONTACTS

5-#20
4-#8

10-#20

10-#20

10-#20

RATING

I

I

I

† = Military designation per MIL-STD-1669.

SC, SCPC, SCPT & SCPT*S SERIES

INSERT CONFIGURATIONS BY NUMBER OF CONTACTS

Face View of Pin Inserts Shown at Approximately Three-Quarters Actual Size

	11 CONTACTS		12 CONTACTS	
	18-11†	22-99	14-12†	22-12†
CONTACTS	11-#16	11-#16	8-#20 4-#16 (J,K,L,M)	12-#12
RATING	I	II	I	I

	13 CONTACTS	14 CONTACTS		
	18-85†	12-14	16-14†	18-14
CONTACTS	5-#20 8-#12	14-#20	8-#20 6-#12	10-#20 4-#12
RATING	I	I	I	I

	15 CONTACTS		16 CONTACTS	
	14-15†	20-90†	20-16†	22-97
CONTACTS	14-#20 1-#16	3-#20 12-#12	16-#16	16-#16
RATING	I	I	II	II

† = Military designation per MIL-STD-1669.

7B

SC, SCPC, SCPT & SCPT*S SERIES

INSERT CONFIGURATIONS BY NUMBER OF CONTACTS

Face View of Pin Inserts Shown at Approximately Three-Quarters Actual Size

	18 CONTACTS		19 CONTACTS	
	14-18†	14-19†	22-19†	24-19†
CONTACTS	18-#20	19-#20	19-#12	19-#12
RATING	I	I	I	II

	21 CONTACTS	23 CONTACTS		24 CONTACTS
	22-21†	16-23†	16-99†	20-24†
CONTACTS	21-#16	22-#20 1-#16	21-#20 2-#16	24-#20
RATING	II	I	I	I

	25 CONTACTS		
	20-25	22-25	24-25
CONTACTS	25-#20	25-#16	9-#20 8-#16, 8-#12
RATING	I	I	I

† = Military designation per MIL-STD-1669.



SC, SCPC, SCPT & SCPT*S SERIES

INSERT CONFIGURATIONS BY NUMBER OF CONTACTS

Face View of Pin Inserts Shown at Approximately Three-Quarters Actual Size

	26 CONTACTS		27 CONTACTS	
	16-26†	20-26	20-27†	24-27
CONTACTS	26-#20	20-#20 6-#12	27-#16	11-#20 16-#12
RATING	I	I	II	II
	28 CONTACTS		30 CONTACTS	31 CONTACTS
	18-28	18-30†	24-31†	
CONTACTS	26-#20 2-#16	29-#20 1-#16	31-#16	
RATING	I	I	I	
	32 CONTACTS			34 CONTACTS
	18-32†	22-32†	22-95†	22-34†
CONTACTS	32-#20	32-#20	26-#20 6-#12	34-#20
RATING	I	I	I	I

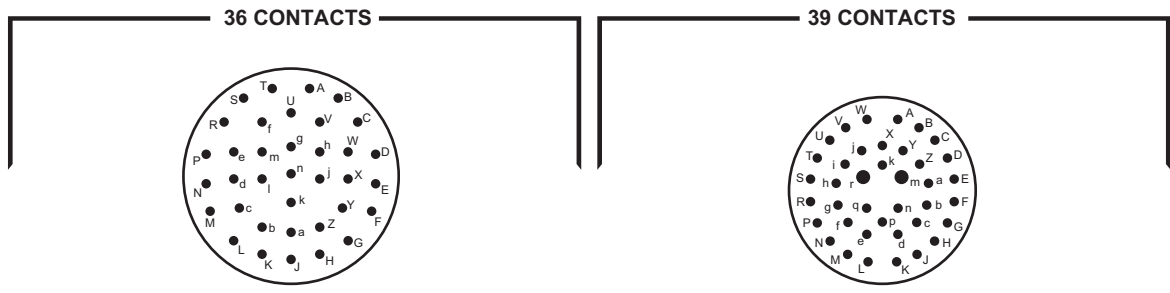
7B

† = Military designation per MIL-STD-1669.

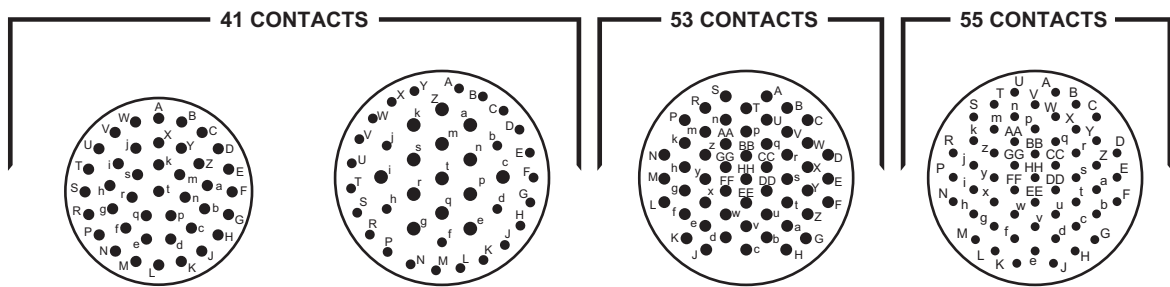
SC, SCPC, SCPT & SCPT*S SERIES

INSERT CONFIGURATIONS BY NUMBER OF CONTACTS

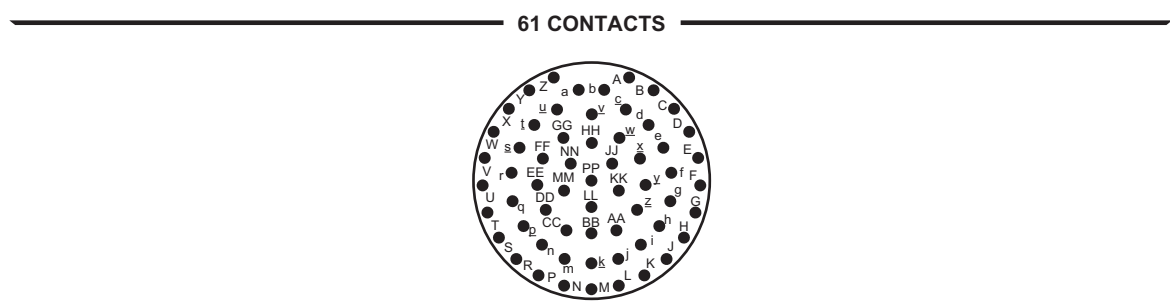
Face View of Pin Inserts Shown at Approximately Three-Quarters Actual Size



	22-36	20-39†
CONTACTS	36-#20	37-#20 2-#16
RATING	I	I



	20-41†	22-41†	22-53	22-55†
CONTACTS	41-#20	27-#20 14-#16	53-#20	55-#20
RATING	I	I	I	I



	24-61†
CONTACTS	61-#20
RATING	I

† = Military designation per MIL-STD-1669.

SECTION 8B

SC1 SERIES

(MIL-DTL-38999 SERIES I)

CONNECTORS

MIL-DTL-38999 connectors were developed for high reliability applications in the Aerospace Industry. This series is capable of operating in harsh environments and at high temperatures from 175°C (302°F) to 200°C (392°F). They also operate at low temperatures of -55°C (-67°F).

Shells are available in aluminum or stainless steel with a variety of finishes. All shells have 5 keyways to prevent mismatching. Polarization is achieved by rotation of the keys rather than rotation of the insert.

Insert material is a rigid dielectric with excellent electrical characteristics. Contrasting letter or number designations are used on insert faces.

A fluorinated silicone interfacial seal is featured on the mating face of the pin inserts. This assures complete electrical isolation of pins when connector halves are mated. In addition, a gasket is installed in the receptacle for moisture sealing between connector halves.

Insert arrangements are available from a minimum of one contact to a maximum of 128. Contacts are available in sizes 8, 10, 12, 16, 20 and 22 which provide for signal, power, coaxial and triaxial as well as fiber optic applications. Additionally, PCB, wrap-post and thermocouple contacts are available. Contacts are crimp, rear release type and all sockets are probe-proof.

STANDARD FEATURES

	SERIES I	SERIES II	SERIES III
LOCKING MECHANISM	3 PIN BAYONET	3 PIN BAYONET	TRIPLE START THREADS SELF-LOCKING
100% SCOOP PROOF	Yes	No	Yes
EMI/RFI	Yes	No*	Yes

* Available on request

MIL-DTL-38999 SERIES I

SC1 SERIES

ORDERING INFORMATION

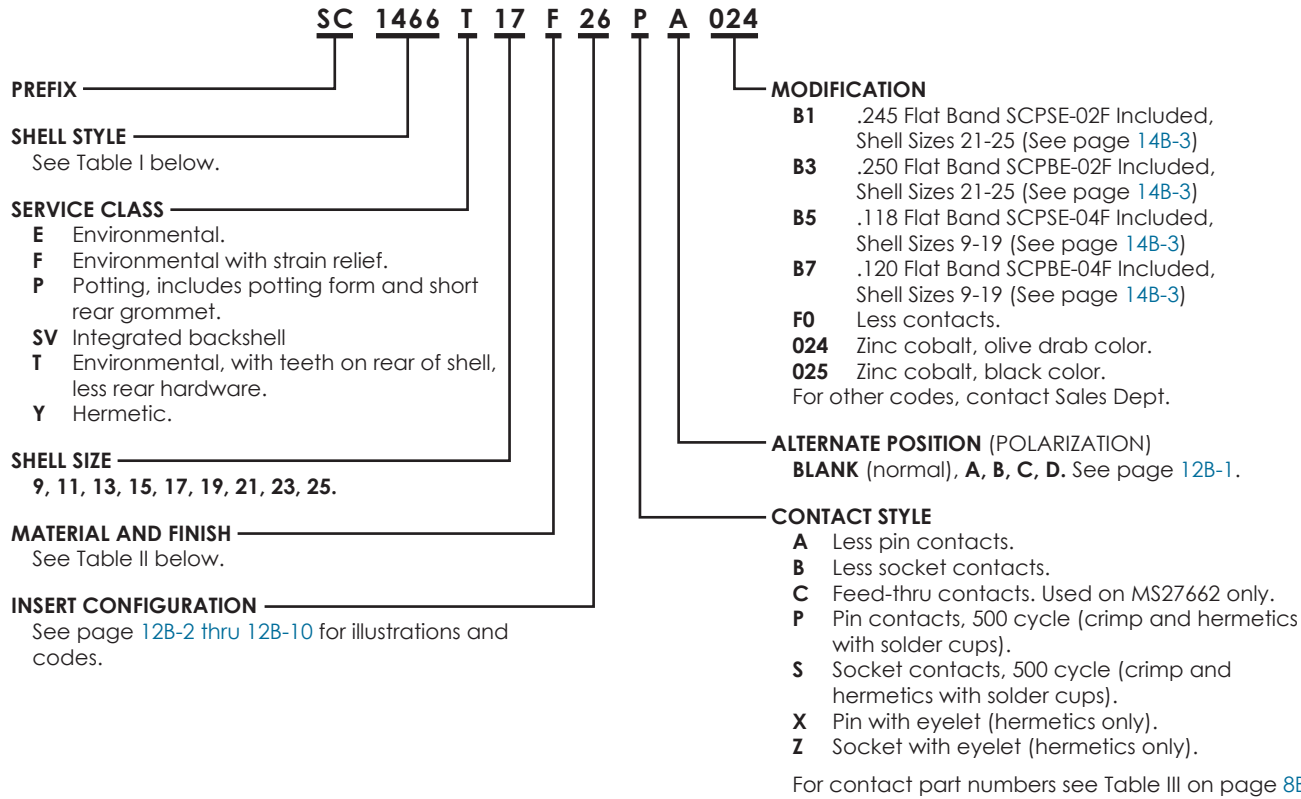


TABLE I. SHELL STYLE

PREFIX & SHELL STYLE	DESCRIPTION	AVAILABLE IN CLASS	SEE PAGE
SC1001	In-line receptacle	F, P, SV, T	8B-10
SC1466	Wall mount receptacle	F, P, SV, T	8B-6
SC1467	Straight plug, EMI grounding	F, P, SV, T	8B-15
SC1468	Jam nut receptacle	F, P, SV, T	8B-13
SC1469	Hermetic, wall mount receptacle	Y	8B-9
SC1470	Hermetic, jam nut receptacle	Y	8B-12
SC1471	Hermetic, solder mount receptacle	Y	8B-12
SC1496	Box mount receptacle	E	8B-11
SC1498	90° plug	E	8B-16
SC1505	Box mount receptacle, rear panel mounting	E	8B-12
SC1656	Wall mount receptacle, rear panel mounting	F, P, SV, T	8B-8
SC1662	Thru-bulkhead receptacle	E	8B-9

TABLE II. MATERIAL/FINISH

CODE	MATERIAL	FINISH	TEMP RANGE
A	Aluminum	Bright or gold cadmium over nickel	-65°C to +150°C
B	Aluminum	Olive drab cadmium over nickel	-65°C to +175°C
C	Aluminum	Non-conductive anodize, black	-65°C to +200°C
D	Steel	Fused tin, class Y only	-65°C to +150°C
E	Stainless Steel	Passivated, class Y only	-65°C to +200°C
F	Aluminum	Electroless nickel	-65°C to +200°C
N	Stainless Steel	Electrodeposited nickel	-65°C to +200°C
R ¹	Aluminum	Electroless nickel	-65°C to +175°C
S	Stainless Steel	Passivated	-65°C to +200°C
T	Aluminum	Nickel fluorocarbon polymer	-65°C to +175°C
U	Aluminum	Bright or gold cadmium over nickel	-65°C to +175°C
X	Aluminum	Cadmium olive drab 1000 hr. salt spray	-65°C to +175°C
Z	Aluminum	Zinc nickel, 500 hr.	-65°C to +175°C

¹ - Class R same as F, but higher corrosion requirement

TABLE III. INSERT AND CONTACT INFORMATION

SHELL SIZE & INSERT NO.	CONTACTS			CONTACT PART NUMBER			
				500 CYCLE CONTACTS		1500 CYCLE CONTACTS	
	TOTAL	QTY	SIZE	PIN (STYLE P)	SOCKET (STYLE S)	PIN (STYLE H)	SOCKET (STYLE J)
9-6	6	6	22M	M39029/58-361	M39029/56-349	-	-
9-35	6	6	22D	M39029/58-360	M39029/56-348	M39029/107-620	M39029/106-614
9-44	4	4	22	M39029/58-362	M39029/56-350	-	-
9-98	3	3	20	M39029/58-363	M39029/56-351	M39029/107-621	M39029/106-615
11-2	2	2	16	M39029/58-364	M39029/56-352	M39029/107-622	M39029/106-616
11-4	4	4	20	M39029/58-363	M39029/56-351	M39029/107-621	M39029/106-615
11-5	5	5	20	M39029/58-363	M39029/56-351	M39029/107-621	M39029/106-615
11-13	13	13	22M	M39029/58-361	M39029/56-349	-	-
11-35	13	13	22D	M39029/58-360	M39029/56-348	M39029/107-620	M39029/106-614
11-98	6	6	20	M39029/58-363	M39029/56-351	M39029/107-621	M39029/106-615
11-99	7	7	20	M39029/58-363	M39029/56-351	M39029/107-621	M39029/106-615
13-4	4	4	16	M39029/58-364	M39029/56-352	M39029/107-622	M39029/106-616
13-8	8	8	20	M39029/58-363	M39029/56-351	M39029/107-621	M39029/106-615
13-22	22	22	22M	M39029/58-361	M39029/56-349	-	-
13-35	22	22	22D	M39029/58-360	M39029/56-348	M39029/107-620	M39029/106-614
13-98	10	10	20	M39029/58-363	M39029/56-351	M39029/107-621	M39029/106-615
15-5	5	5	16	M39029/58-364	M39029/56-352	M39029/107-622	M39029/106-616
15-15	15	14	20	M39029/58-363	M39029/56-351	M39029/107-621	M39029/106-615
		1	16	M39029/58-364	M39029/56-352	M39029/107-622	M39029/106-616
15-18	18	18	20	M39029/58-363	M39029/56-351	M39029/107-621	M39029/106-615
15-19	19	19	20	M39029/58-363	M39029/56-351	M39029/107-621	M39029/106-615
15-35	37	37	22D	M39029/58-360	M39029/56-348	M39029/107-620	M39029/106-614
15-37	37	37	22M	M39029/58-361	M39029/56-349	-	-
15-97	12	8 4	20	M39029/58-363	M39029/56-351	M39029/107-621	M39029/106-615
			16	M39029/58-364	M39029/56-352	M39029/107-622	M39029/106-616
17-2	39	38 1	22D	M39029/58-360	M39029/56-348	-	-
			8TW*	M39029/90-529	M39029/91-530		
17-6	6	6	12	M39029/58-365	M39029/56-353	M39029/107-623	M39029/106-617
17-8	8	8	16	M39029/58-364	M39029/56-352	M39029/107-622	M39029/106-616
17-26	26	26	20	M39029/58-363	M39029/56-351	M39029/107-621	M39029/106-615
17-35	55	55	22D	M39029/58-360	M39029/56-348	M39029/107-620	M39029/106-614
17-55	55	55	22M	M39029/58-361	M39029/56-349	-	-
17-99	23	21 2	20	M39029/58-363	M39029/56-351	M39029/107-621	M39029/106-615
			16	M39029/58-364	M39029/56-352	M39029/107-622	M39029/106-616
19-11	11	11	16	M39029/58-364	M39029/56-352	M39029/107-622	M39029/106-616
19-18	18	14 4	22D	M39029/58-360	M39029/56-348	-	-
			8TW*	M39029/90-529	M39029/91-530		
19-28	28	26 2	20	M39029/58-363	M39029/56-351	M39029/107-621	M39029/106-615
			16	M39029/58-364	M39029/56-352	M39029/107-622	M39029/106-616
19-30	30	29 1	20	M39029/58-363	M39029/56-351	M39029/107-621	M39029/106-615
			16	M39029/58-364	M39029/56-352	M39029/107-622	M39029/106-616
19-32	32	32	20	M39029/58-363	M39029/56-351	M39029/107-621	M39029/106-615
19-35	66	66	22D	M39029/58-360	M39029/56-348	M39029/107-620	M39029/106-614
19-45	67	67	22D	M39029/58-360	M39029/56-348	M39029/107-620	M39029/106-614
19-66	66	66	22M	M39029/58-361	M39029/56-349	-	-
19-67	67	67	22M	M39029/58-361	M39029/56-349	-	-
21-1	79	79	22M	M39029/58-361	M39029/56-349	-	-
21-11	11	11	12	M39029/58-365	M39029/56-353	M39029/107-623	M39029/106-617
21-16	16	16	16	M39029/58-364	M39029/56-352	M39029/107-622	M39029/106-616
21-24	24	24	20	M39029/58-363	M39029/56-351	M39029/107-621	M39029/106-615
21-25	25	25	20	M39029/58-363	M39029/56-351	M39029/107-621	M39029/106-615
21-27	27	27	20	M39029/58-363	M39029/56-351	M39029/107-621	M39029/106-615
21-35	79	79	22D	M39029/58-360	M39029/56-348	M39029/107-620	M39029/106-614

TW = Twinax.

CONTINUED ON NEXT PAGE

MIL-DTL-38999 SERIES I

SC1 SERIES CONTACT DATA

TABLE III. INSERT AND CONTACT INFORMATION

SHELL SIZE & INSERT NO.	CONTACTS			CONTACT PART NUMBER			
				500 CYCLE CONTACTS		1500 CYCLE CONTACTS	
	TOTAL	QTY	SIZE	PIN (STYLE P)	SOCKET (STYLE S)	PIN (STYLE H)	SOCKET (STYLE J)
21-39	39	37 2	20 16	M39029/58-363 M39029/58-364	M39029/56-351 M39029/56-352	M39029/107-621 M39029/107-622	M39029/106-615 M39029/106-616
21-41	41	41	20	M39029/58-363	M39029/56-351	M39029/107-621	M39029/106-615
21-75	4	4	8TW*	M39029/90-529	M39029/91-530	-	-
23-1	100	100	22M	M39029/58-361	M39029/56-349	-	-
23-2	85	85	22	M39029/58-362	M39029/56-350	-	-
23-21	21	21	16	M39029/58-364	M39029/56-352	M39029/107-622	M39029/106-616
23-32	32	32	20	M39029/58-363	M39029/56-351	M39029/107-621	M39029/106-615
23-34	34	34	20	M39029/58-363	M39029/56-351	M39029/107-621	M39029/106-615
23-35	100	100	22D	M39029/58-360	M39029/56-348	M39029/107-620	M39029/106-614
23-36	36	36	20	M39029/58-363	M39029/56-351	M39029/107-621	M39029/106-615
23-53	53	53	20	M39029/58-363	M39029/56-351	M39029/107-621	M39029/106-615
23-55	55	55	20	M39029/58-363	M39029/56-351	M39029/107-621	M39029/106-615
23-97	16	16	16	M39029/58-364	M39029/56-352	M39029/107-622	M39029/106-616
23-99	11	11	16	M39029/58-364	M39029/56-352	M39029/107-622	M39029/106-616
25-1	128	128	22M	M39029/58-361	M39029/56-349	-	-
25-2	100	100	22	M39029/58-362	M39029/56-350	-	-
25-4	56	48 8	20 16	M39029/58-363 M39029/58-364	M39029/56-351 M39029/56-352	M39029/107-621 M39029/107-622	M39029/106-615 M39029/106-616
25-7	99	97 2	22D 8TW*	M39029/58-360 M39029/90-529	M39029/56-348 M39029/91-530	-	-
25-8	8	8	8TW*	M39029/90-529	M39029/91-530	-	-
25-11	11	2 9	20 10	M39029/58-363 M39029/58-528	M39029/56-351 M39029/56-527	M39029/107-621 M39029/107-624	M39029/106-615 M39029/106-618
25-19	19	19	12	M39029/58-365	M39029/56-353	M39029/107-623	M39029/106-617
		10	20	M39029/58-363	M39029/56-351		
		13	16	M39029/58-364	M39029/56-352		
25-20	30	2 2 3	12S* 12CX* 8TW*	M39029/28-211 M39029/102-558 M39029/90-529	M39029/75-416 M39029/103-559 M39029/91-530		
25-24	24	12 12	16 12	M39029/58-364 M39029/58-365	M39029/56-352 M39029/56-353	M39029/107-622 M39029/107-623	M39029/106-616 M39029/106-617
25-29	29	29	16	M39029/58-364	M39029/56-352	M39029/107-622	M39029/106-616
25-35	128	128	22D	M39029/58-360	M39029/56-348	M39029/107-620	M39029/106-614
25-43	43	23 20	20 16	M39029/58-363 M39029/58-364	M39029/56-351 M39029/56-352	M39029/107-621 M39029/107-622	M39029/106-615 M39029/106-616
		40	20	M39029/58-363	M39029/56-351		
25-46	46	4 2	16 8C	M39029/58-364 M39029/60-367	M39029/56-352 M39029/59-366	-	-
25-61	61	61	20	M39029/58-363	M39029/56-351	M39029/107-621	M39029/106-615
		40	20	M39029/58-363	M39029/56-351		
25-90	46	4 2	16 8TW*	M39029/58-364 M39029/90-529	M39029/56-352 M39029/91-530	-	-

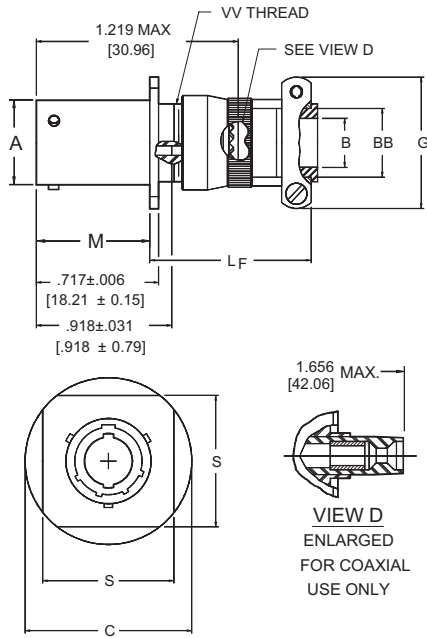
* CX = Coaxial S = Shielded TW = Twinax.v

TABLE IV. TOOLING INFORMATION

CONTACT PART NUMBER (REFERENCE)	INSERTION TOOL	REMOVAL TOOL		WIRE SIZE	TOOL FRAME		POSITIONER/LOCATOR		CRIMP DIE	
		WIRED CONTACT	UNWIRED CONTACT		PART NUMBER	SETTING	PART NUMBER	COLOR	PART NUMBER	CAVITY
M39029/28-211	M81969/8-09 M81969/14-04	M81969/8-10 M81969/14-04	-	Inner Outer	M22520/2-01 M22520/31-01	-	M22520/2-34 M22520/31-02	-	-	-
M39029/56-348	M81969/8-01 M81969/14-01	M81969/8-02 M81969/14-01	M81969/30-08	22-28	M22520/2-01 M22520/7-01	-	M22520/2-07 M22520/7-05	-	-	-
M39029/56-349	M81969/8-01 M81969/14-01	M81969/8-02 M81969/14-01	M81969/30-09	24-28	M22520/2-01 M22520/7-01	-	M22520/2-07 M22520/7-05	-	-	-
M39029/56-350	M81969/8-03	M81969/8-04	M81969/30-10	22-24	M22520/2-01 M22520/7-01	-	M22520/2-07 M22520/7-05	-	-	-
M39029/56-351	M81969/8-05 M81969/14-02 M81969/14-10	M81969/8-06 M81969/14-02 M81969/14-10	M81969/30-11	20-24	M22520/1-01 M22520/2-01 M22520/7-01	-	M22520/1-04 M22520/2-10 M22520/7-08	Red	-	-
M39029/56-352	M81969/8-07 M81969/14-03	M81969/8-08 M81969/14-03	M81969/30-12	16-20	M22520/1-01 M22520/7-01	-	M22520/1-04 M22520/7-04	Blue	-	-
M39029/56-353	M81969/8-09 M81969/14-04	M81969/8-10 M81969/14-04	M81969/30-13	12-14	M22520/-01	-	M22520/1-04	Yellow	-	-
M39029/56-527	M81969/14-05	M81969/14-05	-	10	Tool Not Specified	-	Tool Not Specified	-	-	-
M39029/58-360	M81969/8-01 M81969/14-01	M81969/8-02 M81969/14-01	M81969/30-08	22-28	M22520/2-01 M22520/7-01	-	M22520/2-09 M22520/7-07	-	-	-
M39029/58-361	M81969/8-01 M81969/14-01	M81969/8-02 M81969/14-01	M81969/30-09	24-28	M22520/2-01 M22520/7-01	-	M22520/2-09 M22520/7-07	-	-	-
M39029/58-362	M81969/8-03	M81969/8-04	M81969/30-10	22-24	M22520/2-01 M22520/7-01	-	M22520/2-09 M22520/7-07	-	-	-
M39029/58-363	M81969/8-05 M81969/14-02 M81969/14-10	M81969/8-06 M81969/14-02 M81969/14-10	M81969/30-11	20-24	M22520/1-01 M22520/2-01 M22520/7-01	-	M22520/1-04 M22520/2-10 M22520/7-08	Red	-	-
M39029/58-364	M81969/8-07 M81969/14-03	M81969/8-08 M81969/14-03	M81969/30-12	16-20	M22520/1-01 M22520/7-01	-	M22520/1-04 M22520/7-04	Blue	-	-
M39029/58-365	M81969/8-09 M81969/14-04	M81969/8-10 M81969/14-04	M81969/30-13	12-14	M22520/1-01	-	M22520/1-04	Yellow	-	-
M39029/58-528	M81969/14-05	M81969/14-05	-	10	Tool Not Specified	-	Tool Not Specified	-	-	-
M39029/75-416	M81969/8-09 M81969/14-04	M81969/8-10 M81969/14-04	-	Inner Outer	M22520/2-01 M22520/31-01	-	M22520/2-34 M22520/31-02	-	-	-
M39029/90-529	Not Required	M81969/14-12	-	Center Inner Outer	M22520/2-01 M22520/5-01 M22520/5-01	-	K709	-	Y631 Y631	B A
M39029/91-530	Not Required	M81969/14-12	-	Center Inner Outer	M22520/2-01 M22520/5-01 M22520/5-01	-	K709	-	Y631 Y631	B A
M39029/102-558	M81969/8-09 M81969/14-04	M81969/8-10 M81969/14-04	-	Inner Outer	NA M22520/5-01	-	NA	-	M22520/5-03	-
M39029/103-559	M81969/8-09 M81969/14-04	M81969/8-08 M81969/14-04	-	Inner Outer	NA M22520/5-01	-	NA	-	M22520/5-03	-
M39029/106-614	M81969/8-01 M81969/14-01	M81969/8-02 M81969/14-01	M81969/30-08	22-28	M22520/2-01 M22520/7-01	-	M22520/2-07 M22520/7-05	-	-	-
M39029/106-615	M81969/8-05 M81969/14-10	M81969/8-06 M81969/14-10	M81969/30-11	20-24	M22520/1-01 M22520/2-01 M22520/7-01	-	M22520/1-04 M22520/2-10 M22520/7-08	Red	-	-
M39029/106-616	M81969/8-07 M81969/14-03	M81969/8-08 M81969/14-03	M81969/30-12	16-20	M22520/1-01 M22520/7-01	-	M22520/1-04 M22520/7-04	Blue	-	-
M39029/106-617	M81969/8-09 M81969/14-04	M81969/8-10 M81969/14-04	M81969/30-13	12-14	M22520/1-01	-	M22520/1-04	Yellow	-	-
M39029/106-618	M81969/14-05	M81969/14-05	-	10	Not Specified	-	Not Specified	-	-	-
M39029/107-620	M81969/8-01 M81969/14-01	M81969/8-02 M81969/14-01	M81969/30-08	22-28	M22520/2-01 M22520/7-01	-	M22520/2-09 M22520/7-07	-	-	-
M39029/107-621	M81969/8-05 M81969/14-10	M81969/8-06 M81969/14-10	M81969/30-11	20-24	M22520/1-01 M22520/2-01 M22520/7-01	-	M22520/1-04 M22520/2-10 M22520/7-08	Red	-	-
M39029/107-622	M81969/8-07 M81969/14-03	M81969/8-08 M81969/14-03	M81969/30-12	16-20	M22520/1-01 M22520/7-01	-	M22520/1-04 M22520/7-04	Blue	-	-
M39029/107-623	M81969/8-09 M81969/14-04	M81969/8-10 M81969/14-04	M81969/30-13	12-14	M22520/1-01	-	M22520/1-04	Yellow	-	-
M39029/107-624	M81969/14-05	M81969/14-05	-	10	Tool Not Specified	-	Tool Not Specified	-	-	-

NOTE 1. Consult factory.

IN-LINE RECEPTACLE SC1001F*

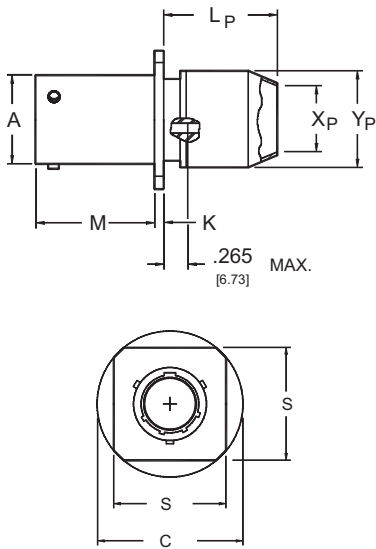


SC1001F* Environmental, with strain relief

SHELL SIZE	ØA +.001 -.005 [+0.03] [-0.13]	ØB +.010 -.025 [+0.25] [-0.64]	ØBB +.000 -.011 [+0.00] [-0.28]	C MAX.	G MAX.	L _F ±.125 [±3.18]	M +.000 -.005 [+0.00] [-0.13]	S ±.020 [±0.51]	VV THREAD CLASS 2A (PLATED)
9	.572 [14.53]	.125 [3.18]	.250 [6.35]	1.094 [27.79]	.829 [21.06]	1.284 [32.61]	.632 [16.05]	.938 [23.83]	.4375-28 UNEF
11	.700 [17.78]	.188 [4.78]	.312 [7.92]	1.188 [30.18]	.891 [22.63]	1.284 [32.61]	.632 [16.05]	1.031 [26.19]	.5625-24 UNEF
13	.850 [21.59]	.312 [7.92]	.438 [11.13]	1.281 [32.54]	1.016 [25.81]	1.284 [32.61]	.632 [16.05]	1.125 [28.57]	.6875-24 UNEF
15	.975 [24.76]	.375 [9.52]	.562 [14.27]	1.375 [34.93]	1.141 [28.98]	1.534 [38.96]	.632 [16.05]	1.219 [30.96]	.8125-20 UNEF
17	1.100 [27.94]	.500 [12.70]	.625 [15.88]	1.469 [37.31]	1.203 [30.56]	1.534 [38.96]	.632 [16.05]	1.312 [33.32]	.9375-20 UNEF
19	1.207 [30.66]	.625 [15.88]	.750 [19.05]	1.594 [40.49]	1.469 [37.31]	1.534 [38.96]	.632 [16.05]	1.438 [36.53]	1.0625-18 UNEF
21	1.332 [33.83]	.625 [15.88]	.750 [19.05]	1.719 [43.66]	1.469 [37.31]	1.534 [38.96]	.602 [15.29]	1.562 [39.67]	1.1875-18 UNEF
23	1.457 [37.01]	.750 [19.05]	.938 [23.83]	1.844 [46.84]	1.656 [42.06]	1.659 [42.14]	.602 [15.29]	1.688 [42.88]	1.3125-18 UNEF
25	1.582 [40.18]	.800 [20.32]	1.000 [25.40]	1.969 [50.01]	1.750 [44.45]	1.581 [40.16]	.602 [15.29]	1.812 [46.02]	1.4375-18 UNEF

1. DIMENSIONS IN BRACKETS [] ARE IN MILLIMETERS.

IN-LINE RECEPTACLE SC1001P*



SC1001P* Environmental, with potting form

SHELL SIZE	ØA +.001 -.005 [+0.03] [-0.13]	C MAX.	K +.015 -.000 [+0.38] [-0.00]	L _P MAX.	M +.000 -.005 [+0.00] [-0.13]	S ±.020 [±0.51]	ØX _P MIN.	ØY _P MAX.
9	.572 [14.53]	1.094 [27.79]	.085 [2.16]	.953 [24.21]	.632 [16.05]	.938 [23.83]	.434 [11.02]	.641 [16.28]
11	.700 [17.78]	1.188 [30.18]	.085 [2.16]	.953 [24.21]	.632 [16.05]	1.031 [26.19]	.548 [13.92]	.766 [19.46]
13	.850 [21.59]	1.281 [32.54]	.085 [2.16]	.953 [24.21]	.632 [16.05]	1.125 [28.57]	.673 [17.09]	.891 [22.63]
15	.975 [24.76]	1.375 [34.92]	.085 [2.16]	.953 [24.21]	.632 [16.05]	1.219 [30.96]	.798 [20.27]	1.016 [25.81]
17	1.100 [27.94]	1.469 [37.31]	.085 [2.16]	.953 [24.21]	.632 [16.05]	1.312 [33.32]	.899 [22.83]	1.125 [28.57]
19	1.207 [30.66]	1.594 [40.49]	.085 [2.16]	.953 [24.21]	.632 [16.05]	1.438 [36.53]	1.024 [26.01]	1.250 [31.75]
21	1.332 [33.83]	1.719 [43.66]	.115 [2.92]	1.047 [26.59]	.602 [15.29]	1.562 [39.67]	1.149 [29.18]	1.375 [34.92]
23	1.457 [37.01]	1.844 [46.84]	.115 [2.92]	1.047 [26.59]	.602 [15.29]	1.688 [42.88]	1.274 [32.36]	1.500 [38.10]
25	1.582 [40.18]	1.969 [50.01]	.115 [2.92]	1.156 [29.36]	.602 [15.29]	1.812 [46.02]	1.399 [35.53]	1.625 [41.27]

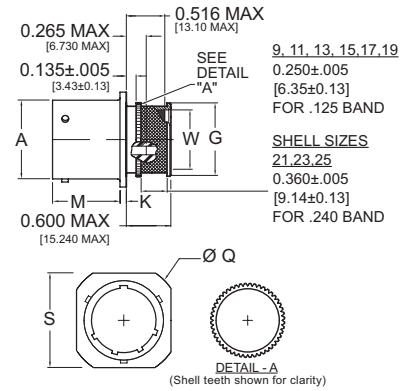
DIMENSIONS IN BRACKETS [] ARE IN MILLIMETERS.

SC1001SV* WALL MOUNT RECEPTACLE

SC1001SV* Environmental, with integrated backshell

SHELL SIZE	FRONT VIEW		SIDE VIEW				
	Q MAX	S ±.020 [±0.51]	A ±.003 [±0.08]	G ±.003 [±0.08]	K +.000 [+0.00] -0.005 [-0.13]	M +.000 [+0.00] -0.005 [-0.13]	W MAX
9	1.094 [27.79]	0.938 [23.83]	0.572 [14.53]	0.435 [11.05]	0.085 [2.16]	0.632 [16.05]	0.337 [8.56]
11	1.188 [30.18]	1.031 [26.19]	0.700 [17.78]	0.560 [14.22]	0.085 [2.16]	0.632 [16.05]	0.460 [11.68]
13	1.281 [32.54]	1.125 [28.57]	0.850 [21.59]	0.682 [17.32]	0.085 [2.16]	0.632 [16.05]	0.569 [14.45]
15	1.375 [34.92]	1.219 [30.96]	0.975 [24.76]	0.807 [20.50]	0.085 [2.16]	0.632 [16.05]	0.694 [17.63]
17	1.469 [37.31]	1.312 [33.32]	1.100 [27.94]	0.932 [23.67]	0.085 [2.16]	0.632 [16.05]	0.819 [20.80]
19	1.594 [40.49]	1.438 [36.53]	1.207 [30.66]	1.057 [26.85]	0.085 [2.16]	0.632 [16.05]	0.919 [23.34]
21	1.719 [43.66]	1.562 [39.67]	1.332 [33.83]	1.182 [30.02]	0.115 [2.92]	0.602 [15.29]	1.044 [26.52]
23	1.844 [46.84]	1.688 [42.88]	1.457 [37.01]	1.307 [33.20]	0.115 [2.92]	0.602 [15.29]	1.169 [29.69]
25	1.969 [50.01]	1.812 [46.02]	1.582 [40.18]	1.432 [36.37]	0.115 [2.92]	0.602 [15.29]	1.294 [32.87]

DIMENSIONS IN BRACKETS [] ARE MILLIMETERS



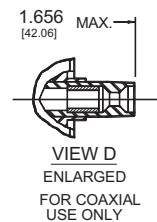
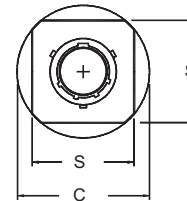
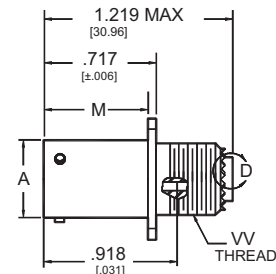
SC1001T* IN-LINE RECEPTACLE

8B

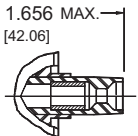
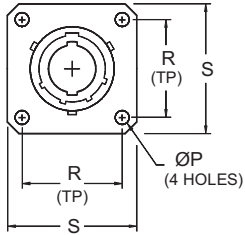
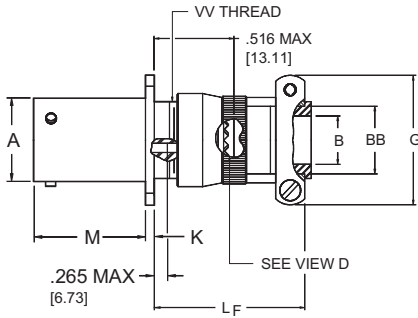
SC1001T* Environmental

SHELL SIZE	ØA +.001 -0.005 [+0.03] [-0.13]	C MAX.	M +.000 -0.005 [+0.00] [-0.13]	S ±.020 [±0.51]	VV THREAD CLASS 2A (PLATED)
9	.572 [14.53]	1.094 [27.79]	.632 [16.05]	.938 [23.83]	.4375-28 UNEF
11	.700 [17.78]	1.188 [30.18]	.632 [16.05]	1.031 [26.19]	.5625-24 UNEF
13	.850 [21.59]	1.281 [32.54]	.632 [16.05]	1.125 [28.57]	.6875-24 UNEF
15	.975 [24.76]	1.375 [34.92]	.632 [16.05]	1.219 [30.96]	.8125-20 UNEF
17	1.100 [27.94]	1.469 [37.31]	.632 [16.05]	1.312 [33.32]	.9375-20 UNEF
19	1.207 [30.66]	1.594 [40.49]	.632 [16.05]	1.438 [36.53]	1.0625-18 UNEF
21	1.332 [33.83]	1.719 [43.66]	.602 [15.29]	1.562 [39.67]	1.1875-18 UNEF
23	1.457 [37.01]	1.844 [46.84]	.602 [15.29]	1.688 [42.88]	1.3125-18 UNEF
25	1.582 [40.18]	1.969 [50.01]	.602 [15.29]	1.812 [46.02]	1.4375-18 UNEF

DIMENSIONS IN BRACKETS [] ARE IN MILLIMETERS.



WALL MOUNT RECEPTACLE SC1466F*



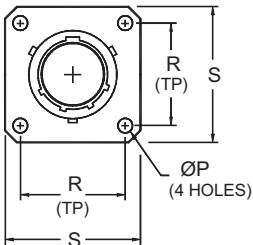
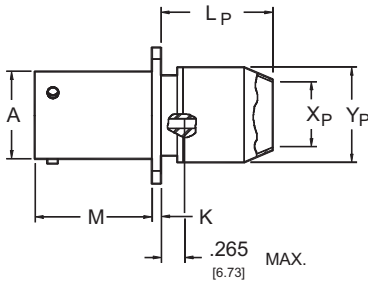
VIEW D
ENLARGED
FOR COAXIAL
USE ONLY

SC1466F* Environmental, with strain relief

SHELL SIZE	ØA +.001 -.005 [+0.03] [-0.13]	ØB +.010 -.025 [+0.25] [-0.64]	ØBB +.000 -.011 [+0.00] [-0.28]	G MAX.	K +.015 -.000 [+0.38] [-0.00]	L _F ±.125 [±3.18]	M +.000 -.005 [+0.00] [-0.13]	ØP +.010 -.005 [+0.25] [-0.13]	R T.P.	S ±.020 [±0.51]	VV THREAD CLASS 2A (PLATED)
9	.572 [14.53]	.125 [3.18]	.250 [6.35]	.829 [21.06]	.085 [2.16]	1.284 [32.61]	.632 [16.05]	.128 [3.25]	.719 [18.26]	.938 [23.83]	.4375-28 UNEF
11	.700 [17.78]	.188 [4.78]	.312 [7.92]	.891 [22.63]	.085 [2.16]	1.284 [32.61]	.632 [16.05]	.128 [3.25]	.812 [20.62]	1.031 [26.19]	.5625-24 UNEF
13	.850 [21.59]	.312 [7.92]	.438 [11.13]	1.016 [25.81]	.085 [2.16]	1.284 [32.61]	.632 [16.05]	.128 [3.25]	.906 [23.01]	1.125 [28.57]	.6875-24 UNEF
15	.975 [24.76]	.375 [9.52]	.562 [14.27]	1.141 [29.06]	.085 [2.16]	1.534 [38.96]	.632 [16.05]	.128 [3.25]	.969 [24.61]	1.219 [30.96]	.8125-20 UNEF
17	1.100 [27.94]	.500 [12.70]	.625 [15.88]	1.203 [30.56]	.085 [2.16]	1.534 [38.96]	.632 [16.05]	.128 [3.25]	1.062 [26.97]	1.312 [33.32]	.9375-20 UNEF
19	1.207 [30.66]	.625 [15.88]	.750 [19.05]	1.469 [37.31]	.085 [2.16]	1.534 [38.96]	.632 [16.05]	.128 [3.25]	1.156 [29.36]	1.438 [36.53]	1.0625-18 UNEF
21	1.332 [33.83]	.625 [15.88]	.750 [19.05]	1.469 [37.31]	.115 [2.92]	1.534 [38.96]	.602 [15.29]	.128 [3.25]	1.250 [31.75]	1.562 [39.67]	1.1875-18 UNEF
23	1.457 [37.01]	.750 [19.05]	.938 [23.83]	1.656 [42.06]	.115 [2.92]	1.659 [42.14]	.602 [15.29]	.147 [3.73]	1.375 [34.92]	1.688 [42.88]	1.3125-18 UNEF
25	1.582 [40.18]	.800 [20.32]	1.000 [25.40]	1.750 [44.45]	.115 [2.92]	1.581 [40.16]	.602 [15.29]	.147 [3.73]	1.500 [38.10]	1.812 [46.02]	1.4375-18 UNEF

1. DIMENSIONS IN BRACKETS [] ARE IN MILLIMETERS.

WALL MOUNT RECEPTACLE SC1466P*



SC1466P* Environmental, with potting form

SHELL SIZE	ØA +.001 -.005 [+0.03] [-0.13]	K +.015 -.000 [+0.38] [-0.00]	L _P MAX.	M +.000 -.005 [+0.00] [-0.13]	ØP +.010 -.005 [+0.25] [-0.13]	R T.P.	S ±.020 [±0.51]	ØX _P MIN.	ØY _P MAX.
9	.572 [14.53]	.085 [2.16]	.953 [24.21]	.632 [16.05]	.128 [3.25]	.719 [18.26]	.938 [23.83]	.434 [11.02]	.641 [16.28]
11	.700 [17.78]	.085 [2.16]	.953 [24.21]	.632 [16.05]	.128 [3.25]	.812 [20.62]	1.031 [26.19]	.548 [13.92]	.766 [19.46]
13	.850 [21.59]	.085 [2.16]	.953 [24.21]	.632 [16.05]	.128 [3.25]	.906 [23.01]	1.125 [28.57]	.673 [17.09]	.891 [22.63]
15	.975 [24.76]	.085 [2.16]	.953 [24.21]	.632 [16.05]	.128 [3.25]	.969 [24.61]	1.219 [30.96]	.798 [20.27]	1.016 [25.81]
17	1.100 [27.94]	.085 [2.16]	.953 [24.21]	.632 [16.05]	.128 [3.25]	1.062 [26.97]	1.312 [33.32]	.899 [22.83]	1.125 [28.57]
19	1.207 [30.66]	.085 [2.16]	.953 [24.21]	.632 [16.05]	.128 [3.25]	1.156 [29.36]	1.438 [36.53]	1.024 [26.01]	1.250 [31.75]
21	1.332 [33.83]	.115 [2.92]	1.047 [26.59]	.602 [15.29]	.128 [3.25]	1.250 [31.75]	1.562 [39.67]	1.149 [29.18]	1.375 [34.92]
23	1.457 [37.01]	.115 [2.92]	1.047 [26.59]	.602 [15.29]	.147 [3.73]	1.375 [34.92]	1.688 [42.88]	1.274 [32.36]	1.500 [38.10]
25	1.582 [40.18]	.115 [2.92]	1.156 [29.36]	.602 [15.29]	.147 [3.73]	1.500 [38.10]	1.812 [46.02]	1.399 [35.53]	1.625 [41.27]

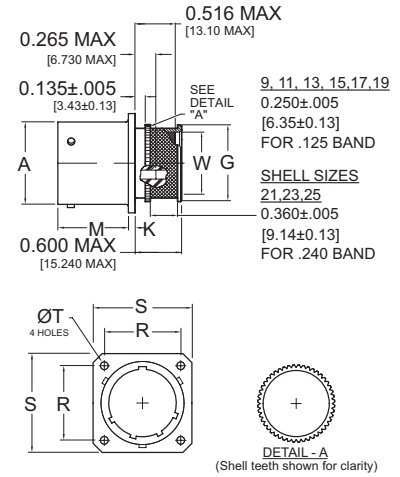
DIMENSIONS IN BRACKETS [] ARE IN MILLIMETERS.

SC1466SV* WALL MOUNT RECEPTACLE

SC1466SV* Environmental, with integrated backshell

SHELL SIZE	FRONT VIEW			SIDE VIEW				
	R T.P.	S ±.020 [±0.51]	T +.010 [+0.25] -.005 [-0.13]	A ±.003 [±0.08]	G ±.003 [±0.08]	K +.000 [+0.00] -.005 [-0.13]	M +.000 [+0.00] -.005 [-0.13]	W MAX
9	0.719 [15.09]	0.938 [23.83]	0.128 [3.25]	0.572 [14.53]	0.435 [11.05]	0.085 [2.16]	0.632 [16.05]	0.337 [8.56]
11	0.812 [20.62]	1.031 [26.19]	0.128 [3.25]	0.700 [17.78]	0.560 [14.22]	0.085 [2.16]	0.632 [16.05]	0.460 [11.68]
13	0.906 [23.01]	1.125 [28.57]	0.128 [3.25]	0.850 [21.59]	0.682 [17.32]	0.085 [2.16]	0.632 [16.05]	0.569 [14.45]
15	0.969 [24.61]	1.219 [30.96]	0.128 [3.25]	0.975 [24.76]	0.807 [20.50]	0.085 [2.16]	0.632 [16.05]	0.694 [17.63]
17	1.062 [26.97]	1.312 [33.32]	0.128 [3.25]	1.100 [27.94]	0.932 [23.67]	0.085 [2.16]	0.632 [16.05]	0.819 [20.80]
19	1.156 [29.36]	1.438 [36.53]	0.128 [3.25]	1.207 [30.66]	1.057 [26.85]	0.085 [2.16]	0.632 [16.05]	0.919 [23.34]
21	1.250 [31.75]	1.562 [39.67]	0.128 [3.25]	1.332 [33.83]	1.182 [30.02]	0.115 [2.92]	0.602 [15.29]	1.044 [26.52]
23	1.375 [34.92]	1.688 [42.88]	0.147 [3.73]	1.457 [37.01]	1.307 [33.20]	0.115 [2.92]	0.602 [15.29]	1.169 [29.69]
25	1.500 [38.10]	1.812 [46.02]	0.147 [3.73]	1.582 [40.18]	1.432 [36.37]	0.115 [2.92]	0.602 [15.29]	1.294 [32.87]

DIMENSIONS IN BRACKETS [] ARE MILLIMETERS

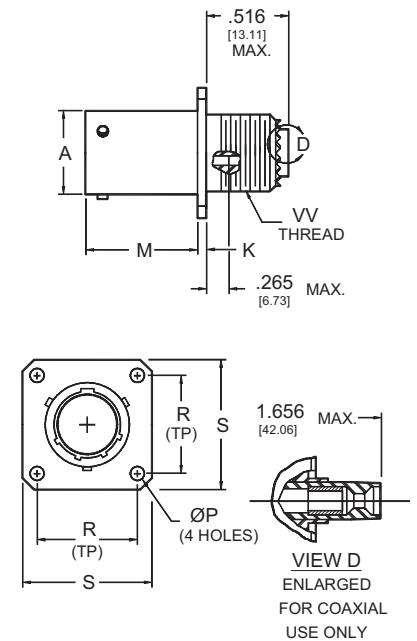


SC1466T* WALL MOUNT RECEPTACLE

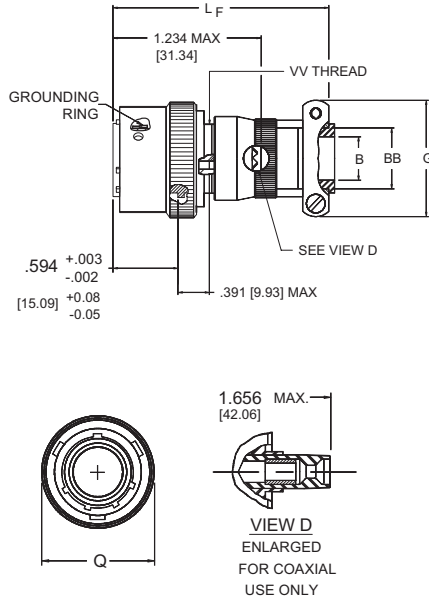
SC1466T* Environmental

SHELL SIZE	ØA +.001 -.005 [-0.13]	K +.015 -.000 [+0.38] [-0.00]	M +.000 -.005 [+0.00] [-0.13]	ØP +.010 -.005 [+0.25] [-0.13]	R T.P.	S ±.020 [±0.51]	VV THREAD CLASS 2A (PLATED)
9	.572 [14.53]	.085 [2.16]	.632 [16.05]	.128 [3.25]	.719 [18.26]	.938 [23.83]	.4375-28 UNEF
11	.700 [17.78]	.085 [2.16]	.632 [16.05]	.128 [3.25]	.812 [20.62]	1.031 [26.19]	.5625-24 UNEF
13	.850 [21.59]	.085 [2.16]	.632 [16.05]	.128 [3.25]	.906 [23.01]	1.125 [28.57]	.6875-24 UNEF
15	.975 [24.76]	.085 [2.16]	.632 [16.05]	.128 [3.25]	.969 [24.61]	1.219 [30.96]	.8125-20 UNEF
17	1.100 [27.94]	.085 [2.16]	.632 [16.05]	.128 [3.25]	1.062 [26.97]	1.312 [33.32]	.9375-20 UNEF
19	1.207 [30.66]	.085 [2.16]	.632 [16.05]	.128 [3.25]	1.156 [29.36]	1.438 [36.53]	1.0625-18 UNEF
21	1.332 [33.83]	.115 [2.92]	.602 [15.29]	.128 [3.25]	1.250 [31.75]	1.562 [39.67]	1.1875-18 UNEF
23	1.457 [37.01]	.115 [2.92]	.602 [15.29]	.147 [3.73]	1.375 [34.92]	1.688 [42.88]	1.3125-18 UNEF
25	1.582 [40.18]	.115 [2.92]	.602 [15.29]	.147 [3.73]	1.500 [38.10]	1.812 [46.02]	1.4375-18 UNEF

DIMENSIONS IN BRACKETS [] ARE IN MILLIMETERS.



STRAIGHT PLUG, EMI GROUNDING SC1467F*

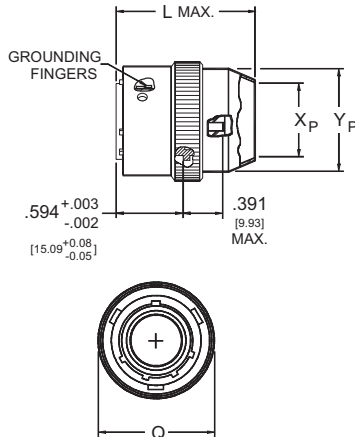


SC1467F* Environmental, with strain relief

SHELL SIZE	ØB +.010 -.025 [+0.25] [-0.64]	ØBB +.000 -.011 [+0.00] [-0.28]	G MAX.	L _F ±.125 [±3.18]	Q MAX.	VV THREAD CLASS 2A (PLATED)
9	.125 [3.18]	.250 [6.35]	.829 [21.06]	1.984 [50.39]	.844 [21.44]	.4375-28 UNEF
11	.188 [4.78]	.312 [7.92]	.891 [22.63]	1.984 [50.39]	.969 [24.61]	.5625-24 UNEF
13	.312 [7.92]	.438 [11.13]	1.016 [25.81]	1.984 [50.39]	1.141 [28.98]	.6875-24 UNEF
15	.375 [9.52]	.562 [14.27]	1.141 [28.98]	2.234 [56.74]	1.266 [32.16]	.8125-20 UNEF
17	.500 [12.70]	.625 [15.88]	1.203 [30.56]	2.234 [56.74]	1.391 [35.33]	.9375-20 UNEF
19	.625 [15.88]	.750 [19.05]	1.469 [37.31]	2.234 [56.74]	1.500 [38.10]	1.0625-18 UNEF
21	.625 [15.88]	.750 [19.05]	1.469 [37.31]	2.234 [56.74]	1.625 [41.27]	1.1875-18 UNEF
23	.750 [19.05]	.938 [23.83]	1.656 [42.06]	2.359 [59.92]	1.750 [44.45]	1.3125-18 UNEF
25	.800 [20.32]	1.000 [25.40]	1.750 [44.45]	2.281 [57.94]	1.875 [47.62]	1.4375-18 UNEF

1. DIMENSIONS IN BRACKETS [] ARE IN MILLIMETERS.

STRAIGHT PLUG, EMI GROUNDING SC1467P*



SC1467P* Environmental, with potting form

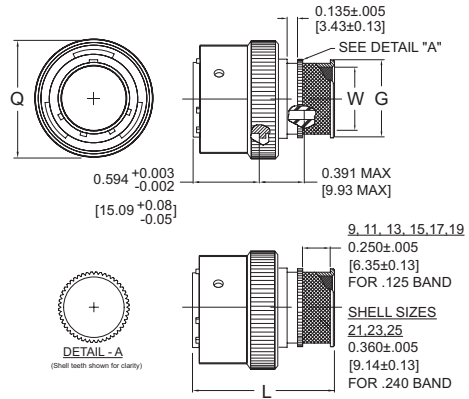
SHELL SIZE	L MAX.	Q MAX.	ØX _P MIN.	ØY _P MAX.
9	1.671 [42.44]	.844 [21.44]	.434 [11.02]	.641 [16.28]
11	1.671 [42.44]	.969 [24.61]	.548 [13.92]	.766 [19.46]
13	1.671 [42.44]	1.141 [28.98]	.673 [17.09]	.891 [22.63]
15	1.671 [42.44]	1.266 [32.16]	.798 [20.27]	1.016 [25.81]
17	1.671 [42.44]	1.391 [35.33]	.899 [22.83]	1.125 [28.57]
19	1.671 [42.44]	1.500 [38.10]	1.024 [26.01]	1.250 [31.75]
21	1.766 [44.86]	1.625 [41.27]	1.149 [29.18]	1.375 [34.92]
23	1.766 [44.86]	1.750 [44.45]	1.274 [32.36]	1.500 [38.10]
25	1.766 [44.86]	1.875 [47.62]	1.399 [35.53]	1.625 [41.27]

DIMENSIONS IN BRACKETS [] ARE IN MILLIMETERS.

SC1467SV* Environmental, with integrated backshell

SHELL SIZE	FRONT VIEW	SIDEVIEW		
	Q MAX	G ±.003 [±0.08]	L MAX	W MAX
9	0.844 [21.44]	0.435 [11.05]	1.600 [40.64]	0.337 [8.56]
11	0.969 [24.61]	0.560 [14.22]	1.600 [40.64]	0.460 [11.68]
13	1.141 [28.98]	0.682 [17.32]	1.600 [40.64]	0.569 [14.45]
15	1.266 [32.16]	0.807 [20.50]	1.600 [40.64]	0.694 [17.63]
17	1.391 [35.33]	0.932 [23.67]	1.600 [40.64]	0.819 [20.80]
19	1.500 [38.10]	1.057 [26.85]	1.600 [40.64]	0.919 [23.34]
21	1.625 [41.27]	1.182 [30.02]	1.700 [43.18]	1.044 [26.52]
23	1.750 [44.45]	1.307 [33.20]	1.700 [43.18]	1.169 [29.69]
25	1.875 [47.62]	1.432 [36.37]	1.700 [43.18]	1.294 [32.87]

DIMENSIONS IN BRACKETS [] ARE MILLIMETERS



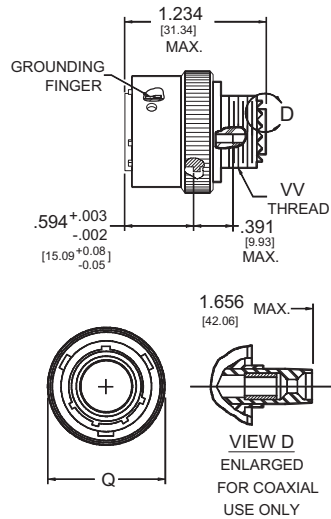
SC1467T* STRAIGHT PLUG, EMI GROUNDING

8B

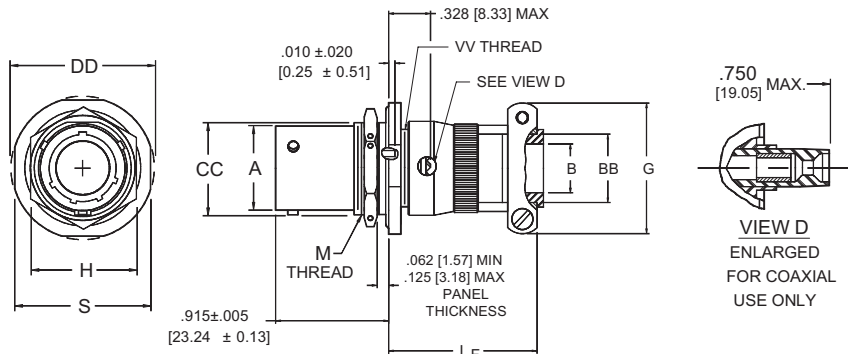
SC1467T* Environmental

SHELL SIZE	Q MAX.	VV THREAD CLASS 2A (PLATED)
9	.844 [21.44]	.4375-28 UNEF
11	.969 [24.61]	.5625-24 UNEF
13	1.141 [28.98]	.6875-24 UNEF
15	1.266 [32.16]	.8125-20 UNEF
17	1.391 [35.33]	.9375-20 UNEF
19	1.500 [38.10]	1.0625-18 UNEF
21	1.625 [41.27]	1.1875-18 UNEF
23	1.750 [44.45]	1.3125-18 UNEF
25	1.875 [47.62]	1.4375-18 UNEF

DIMENSIONS IN BRACKETS [] ARE IN MILLIMETERS.



JAM NUT RECEPTACLE SC1468F*

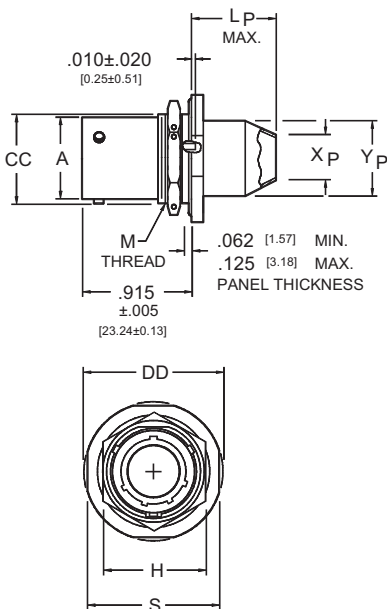


SC1468F* Environmental, with strain relief

SHELL SIZE	ØA +.001 -.005 [+0.03] [-0.13]	ØB +.010 -.025 [+0.25] [-0.64]	ØBB +.000 -.011 [+0.00] [-0.28]	CC +.000 -.010 [+0.00]	DD ±.016 [±0.41]	G MAX.	H +.017 -.016 [+0.43] [-0.41]	L _F ±.125 [±3.18]	M THREAD CLASS 2A (PLATED)	S ±.016 [±0.41]	T +.011 -.000 [+0.28] [-0.00]	VV THREAD CLASS 2A (PLATED)
9	.572 [14.53]	.125 [3.18]	.250 [6.35]	.655 [16.64]	1.188 [30.18]	.829 [21.06]	.875 [22.22]	1.284 [32.61]	.6875-24 UNEF	1.062 [26.97]	.642 [16.31]	.4375-28 UNEF
11	.700 [17.78]	.188 [4.78]	.312 [7.92]	.755 [19.18]	1.375 [34.92]	.891 [22.63]	1.000 [25.40]	1.284 [32.61]	.8125-20 UNEF	1.250 [31.75]	.766 [19.46]	.5625-24 UNEF
13	.850 [21.59]	.312 [7.92]	.438 [11.13]	.945 [24.00]	1.500 [38.10]	1.016 [25.81]	1.188 [30.18]	1.284 [32.61]	1.0000-20 UNEF	1.375 [34.92]	.892 [22.66]	.6875-24 UNEF
15	.975 [24.76]	.375 [9.52]	.562 [14.27]	1.066 [27.08]	1.625 [41.27]	1.141 [28.98]	1.312 [33.32]	1.534 [38.96]	1.1250-18 UNEF	1.500 [38.10]	1.018 [25.86]	.8125-20 UNEF
17	1.100 [27.94]	.500 [12.70]	.625 [15.88]	1.191 [30.25]	1.750 [44.45]	1.203 [30.56]	1.438 [36.53]	1.534 [38.96]	1.2500-18 UNEF	1.625 [41.27]	1.142 [29.01]	.9375-20 UNEF
19	1.207 [30.66]	.625 [15.88]	.750 [19.05]	1.316 [33.43]	2.062 [52.37]	1.469 [37.31]	1.562 [39.67]	1.534 [38.96]	1.3750-18 UNEF	1.812 [46.02]	1.268 [32.21]	1.0625-18 UNEF
21	1.332 [33.83]	.625 [15.88]	.750 [19.05]	1.441 [36.60]	2.062 [52.37]	1.469 [37.31]	1.688 [42.88]	1.534 [38.96]	1.5000-18 UNEF	1.938 [49.23]	1.392 [35.36]	1.1875-18 UNEF
23	1.457 [37.01]	.750 [19.05]	.938 [23.83]	1.566 [39.78]	2.188 [55.58]	1.656 [42.06]	1.812 [46.02]	1.659 [42.14]	1.6250-18 UNEF	2.062 [52.37]	1.518 [38.56]	1.3125-18 UNEF
25	1.582 [40.18]	.800 [20.32]	1.000 [25.40]	1.691 [42.95]	2.312 [58.72]	1.750 [44.45]	2.000 [50.80]	1.581 [40.16]	1.7500-18 UNS	2.188 [55.58]	1.642 [41.71]	1.4375-18 UNEF

DIMENSIONS IN BRACKETS [] ARE IN MILLIMETERS.

JAM NUT RECEPTACLE SC1468P*



SC1468P* Environmental, with potting form

SHELL SIZE	ØA +.001 -.005 [+0.03] [-0.13]	H +.017 -.016 [+0.43] [-0.41]	L _P MAX.	M THREAD CLASS 2A (PLATED)	S ±.016 [±0.41]	CC +.000 -.010 [+0.00] [-0.25]	DD MAX.	ØX _P MIN.	ØY _P MAX.
9	.572 [14.53]	.875 [22.22]	.438 [11.13]	.6875-24 UNEF	1.062 [26.97]	.669 [16.99]	1.199 [30.45]	.434 [11.02]	.641 [16.28]
11	.700 [17.78]	1.000 [25.40]	.438 [11.13]	.8125-20 UNEF	1.250 [31.75]	.769 [19.53]	1.386 [35.20]	.548 [13.92]	.766 [19.46]
13	.850 [21.59]	1.188 [30.18]	.438 [11.13]	1.0000-20 UNEF	1.375 [34.92]	.955 [24.26]	1.511 [38.38]	.673 [17.09]	.891 [22.63]
15	.975 [24.76]	1.312 [33.32]	.438 [11.13]	1.1250-18 UNEF	1.500 [38.10]	1.084 [27.53]	1.636 [41.55]	.798 [20.27]	1.016 [25.81]
17	1.100 [27.94]	1.438 [36.53]	.438 [11.13]	1.2500-18 UNEF	1.625 [41.27]	1.208 [30.68]	1.761 [44.73]	.899 [22.83]	1.125 [28.57]
19	1.207 [30.66]	1.562 [39.67]	.438 [11.13]	1.3750-18 UNEF	1.812 [46.02]	1.333 [33.86]	1.949 [49.50]	1.024 [26.01]	1.250 [31.75]
21	1.332 [33.83]	1.688 [42.88]	.469 [11.91]	1.5000-18 UNEF	1.938 [49.23]	1.459 [37.06]	2.073 [52.65]	1.149 [29.18]	1.375 [34.92]
23	1.457 [37.01]	1.812 [46.02]	.469 [11.91]	1.6250-18 UNEF	2.062 [52.37]	1.580 [40.13]	2.199 [55.85]	1.274 [32.36]	1.500 [38.10]
25	1.582 [40.18]	2.000 [50.80]	.469 [11.91]	1.7500-18 UNS	2.188 [55.58]	1.709 [43.41]	2.323 [59.00]	1.399 [35.53]	1.625 [41.27]

DIMENSIONS IN BRACKETS [] ARE IN MILLIMETERS.

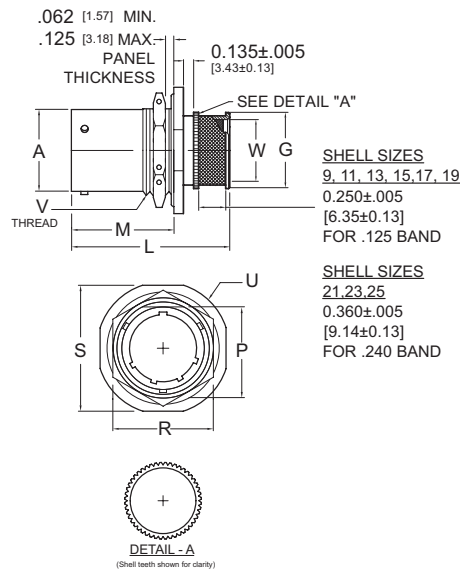


SC1468SV* JAM NUT RECEPTACLE

SC1468SV* Environmental, with integrated backshell

SHELL SIZE	FRONT VIEW			SIDE VIEW SC1468SV*						
	R ±.017 [±0.43]	S ±.016 [±0.41]	U ±.016 [±0.41]	A ±.003 [±0.08]	G ±.003 [±0.08]	L MAX	M ±.005 [±0.13]	P +.000 [+0.00] +.013 [-0.25]	W MAX	V THREADS
9	0.875 [22.22]	1.062 [26.97]	1.188 [30.18]	0.572 [14.53]	0.435 [11.05]	1.530 [38.86]	0.915 [23.24]	0.655 [16.64]	0.337 [8.56]	.6875-24 UNEF
11	1.000 [25.40]	1.250 [31.75]	1.375 [34.93]	0.700 [17.78]	0.560 [14.22]	1.530 [38.86]	0.915 [23.24]	0.755 [19.18]	0.460 [11.68]	.8125-20 UNEF
13	1.188 [30.18]	1.375 [34.92]	1.500 [38.10]	0.850 [21.59]	0.682 [17.32]	1.530 [38.86]	0.915 [23.24]	0.942 [23.93]	0.569 [14.45]	1.000-20 UNEF
15	1.312 [33.32]	1.500 [38.10]	1.625 [41.28]	0.975 [24.76]	0.807 [20.50]	1.530 [38.86]	0.915 [23.24]	1.066 [27.08]	0.694 [17.63]	1.125-18 UNEF
17	1.438 [36.53]	1.625 [41.27]	1.750 [44.45]	1.100 [27.94]	0.932 [23.67]	1.530 [38.86]	0.915 [23.24]	1.191 [30.25]	0.819 [20.80]	1.250-18 UNEF
19	1.562 [39.67]	1.812 [46.02]	1.938 [49.23]	1.207 [30.66]	1.057 [26.85]	1.560 [39.62]	0.915 [23.24]	1.316 [33.43]	0.919 [23.34]	1.375-18 UNEF
21	1.688 [42.88]	1.938 [49.23]	2.062 [52.37]	1.332 [33.83]	1.182 [30.02]	1.675 [42.55]	0.915 [23.24]	1.441 [36.60]	1.044 [26.52]	1.500-18 UNEF
23	1.812 [46.02]	2.062 [52.37]	2.188 [55.58]	1.457 [37.01]	1.307 [33.20]	1.675 [42.55]	0.915 [23.24]	1.566 [39.78]	1.169 [29.69]	1.625-18 UNEF
25	2.000 [50.80]	2.188 [55.58]	2.312 [58.72]	1.582 [40.18]	1.432 [36.37]	1.675 [42.55]	0.915 [23.24]	1.691 [42.95]	1.294 [32.87]	1.750-18 UNS

DIMENSIONS IN BRACKETS [] ARE MILLIMETERS



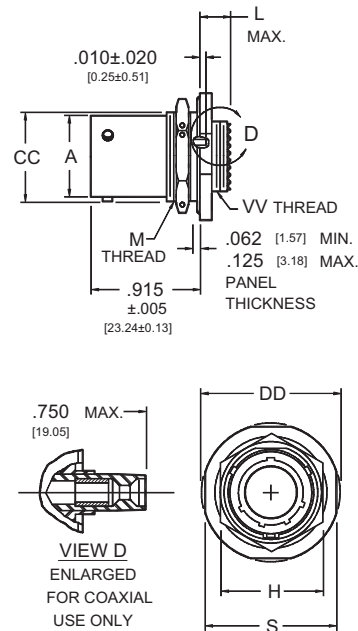
8B

SC1468T* JAM NUT RECEPTACLE

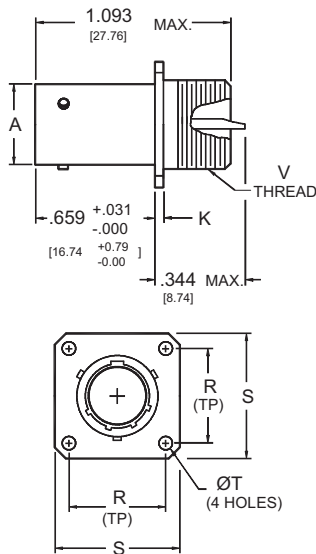
SC1468T* Environmental

SHELL SIZE	ØA +.001 -.005 [+0.03] [-0.13]	H +.017 -.016 [+0.43] [-0.41]	L MAX.	M THREAD CLASS 2A (PLATED)	S ±.016 [±0.41]	CC +.000 -.010 [+0.00] [-0.25]	DD MAX.	VV THREAD CLASS 2A (PLATED)
9	.572 [14.53]	.875 [22.22]	.328 [8.33]	.6875-24 UNEF	1.062 [26.97]	.669 [16.99]	1.199 [30.45]	.4375-28 UNEF
11	.700 [17.78]	1.000 [25.40]	.328 [8.33]	.8125-20 UNEF	1.250 [31.75]	.769 [19.53]	1.386 [35.20]	.5625-24 UNEF
13	.850 [21.59]	1.188 [30.18]	.328 [8.33]	1.0000-20 UNEF	1.375 [34.92]	.955 [24.26]	1.511 [38.38]	.6875-24 UNEF
15	.975 [24.76]	1.312 [33.32]	.328 [8.33]	1.1250-18 UNEF	1.500 [38.10]	1.084 [27.53]	1.636 [41.55]	.8125-20 UNEF
17	1.100 [27.94]	1.438 [36.53]	.328 [8.33]	1.2500-18 UNEF	1.625 [41.27]	1.208 [30.68]	1.761 [44.73]	.9375-20 UNEF
19	1.207 [30.66]	1.562 [39.67]	.328 [8.33]	1.3750-18 UNEF	1.812 [46.02]	1.333 [33.86]	1.949 [49.50]	1.0625-18 UNEF
21	1.332 [33.83]	1.688 [42.88]	.328 [8.33]	1.5000-18 UNEF	1.938 [49.23]	1.459 [37.06]	2.073 [52.65]	1.1875-18 UNEF
23	1.457 [37.01]	1.812 [46.02]	.328 [8.33]	1.6250-18 UNEF	2.062 [52.37]	1.580 [40.13]	2.199 [55.85]	1.3125-18 UNEF
25	1.582 [40.18]	2.000 [50.80]	.328 [8.33]	1.7500-18 UNS	2.188 [55.58]	1.709 [43.41]	2.323 [59.00]	1.4375-18 UNEF

DIMENSIONS IN BRACKETS [] ARE IN MILLIMETERS.



WALL MOUNT HERMETIC RECEPTACLE SC1469Y*

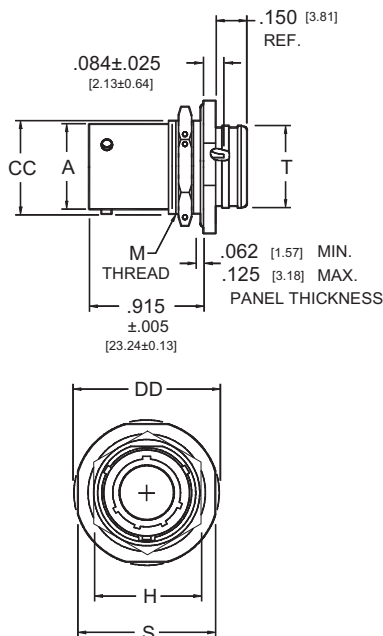


SC1469Y* Hermetic, with solder cup contacts

SHELL SIZE	ØA +.001 -.005 [+0.03] [-0.13]	K +.031 -.000 [+0.79] [-0.00]	R T.P.	S ±.016 [±0.41]	ØT +.010 -.005 [+0.25] [-0.13]	V THREAD CLASS 2A (PLATED)
9	.572 [14.53]	.062 [1.57]	.719 [18.26]	.938 [23.83]	.128 [3.25]	.6875-24 UNEF
11	.700 [17.78]	.062 [1.57]	.812 [20.62]	1.031 [26.19]	.128 [3.25]	.8125-20 UNEF
13	.850 [21.59]	.062 [1.57]	.906 [23.01]	1.125 [28.57]	.128 [3.25]	.9375-20 UNEF
15	.975 [24.76]	.062 [1.57]	.969 [24.61]	1.219 [30.96]	.128 [3.25]	1.0625-18 UNEF
17	1.100 [27.94]	.062 [1.57]	1.062 [26.97]	1.312 [33.32]	.128 [3.25]	1.1875-18 UNEF
19	1.207 [30.66]	.062 [1.57]	1.156 [29.36]	1.438 [36.53]	.128 [3.25]	1.3125-18 UNEF
21	1.332 [33.83]	.062 [1.57]	1.250 [31.75]	1.562 [39.67]	.128 [3.25]	1.4375-18 UNEF
23	1.457 [37.01]	.062 [1.57]	1.375 [34.92]	1.688 [42.88]	.147 [3.73]	1.5625-18 UNEF
25	1.582 [40.18]	.062 [1.57]	1.500 [38.10]	1.812 [46.02]	.147 [3.73]	1.6875-18 UNEF

DIMENSIONS IN BRACKETS [] ARE IN MILLIMETERS.

JAM NUT HERMETIC RECEPTACLE SC1470Y*



SC1470Y* Hermetic, with solder cup contacts

SHELL SIZE	ØA +.001 -.005 [+0.03] [-0.13]	H +.017 -.016 [+0.43] [-0.41]	M THREAD CLASS 2A (PLATED)	S ±.016 [±0.41]	T +.011 -.000 [+0.28] [-0.00]	CC +.000 -.010 [+0.00] [-0.25]	DD ±.016 [±0.41]
9	.572 [14.53]	.875 [22.22]	.6875-24 UNEF	1.062 [26.97]	.642 [16.31]	.655 [16.64]	1.188 [30.18]
11	.700 [17.78]	1.000 [25.40]	.8125-20 UNEF	1.250 [31.75]	.766 [19.46]	.755 [19.18]	1.375 [34.92]
13	.850 [21.59]	1.188 [30.18]	1.0000-20 UNEF	1.375 [34.92]	.892 [22.66]	.945 [24.00]	1.500 [38.10]
15	.975 [24.76]	1.312 [33.32]	1.1250-18 UNEF	1.500 [38.10]	1.018 [25.86]	1.066 [27.08]	1.625 [41.27]
17	1.100 [27.94]	1.438 [36.53]	1.2500-18 UNEF	1.625 [41.27]	1.142 [29.01]	1.191 [30.25]	1.750 [44.45]
19	1.207 [30.66]	1.562 [39.67]	1.3750-18 UNEF	1.812 [46.02]	1.268 [32.21]	1.316 [33.43]	1.938 [49.23]
21	1.332 [33.83]	1.688 [42.88]	1.5000-18 UNEF	1.938 [49.23]	1.392 [35.36]	1.441 [36.60]	2.062 [52.37]
23	1.457 [37.01]	1.812 [46.02]	1.6250-18 UNEF	2.062 [52.37]	1.518 [38.56]	1.566 [39.78]	2.188 [55.58]
25	1.582 [40.18]	2.000 [50.80]	1.7500-18 UNS	2.188 [55.58]	1.642 [41.71]	1.691 [42.95]	2.312 [58.72]

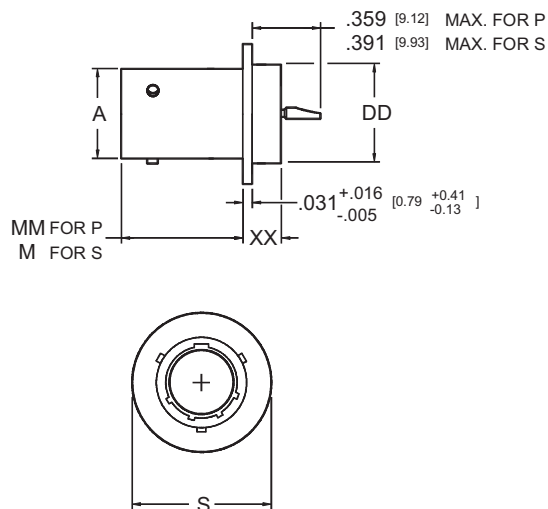
DIMENSIONS IN BRACKETS [] ARE IN MILLIMETERS.

SC1471Y* SOLDER MOUNT HERMETIC RECEPTACLE

SC1471Y* Hermetic, with solder cup contacts

SHELL SIZE	ØA +.001 -.005 [+0.03] [-0.13]	M +.031 -.000 [+0.79] [-0.00]	MM +.031 -.000 [+0.79] [-0.00]	ØDD +.001 -.005 [+0.03] [-0.13]	ØS ±.016 [±0.41]	XX MAX.
9	.572 [14.53]	.747 [18.97]	.659 [16.74]	.672 [17.07]	.750 [19.05]	.187 [4.75]
11	.700 [17.78]	.747 [18.97]	.659 [16.74]	.781 [19.84]	.844 [21.44]	.187 [4.75]
13	.850 [21.59]	.747 [18.97]	.659 [16.74]	.906 [23.01]	.969 [24.61]	.187 [4.75]
15	.975 [24.76]	.747 [18.97]	.659 [16.74]	1.031 [26.19]	1.094 [27.79]	.187 [4.75]
17	1.100 [27.94]	.747 [18.97]	.659 [16.74]	1.156 [29.36]	1.218 [30.94]	.187 [4.75]
19	1.207 [30.66]	.747 [18.97]	.659 [16.74]	1.250 [31.75]	1.312 [33.32]	.187 [4.75]
21	1.332 [33.83]	.747 [18.97]	.659 [16.74]	1.375 [34.92]	1.438 [36.53]	.187 [4.75]
23	1.457 [37.01]	.747 [18.97]	.659 [16.74]	1.500 [38.10]	1.563 [39.70]	.218 [5.54]
25	1.582 [40.18]	.747 [18.97]	.659 [16.74]	1.625 [41.27]	1.688 [42.88]	.218 [5.54]

DIMENSIONS IN BRACKETS [] ARE IN MILLIMETERS.



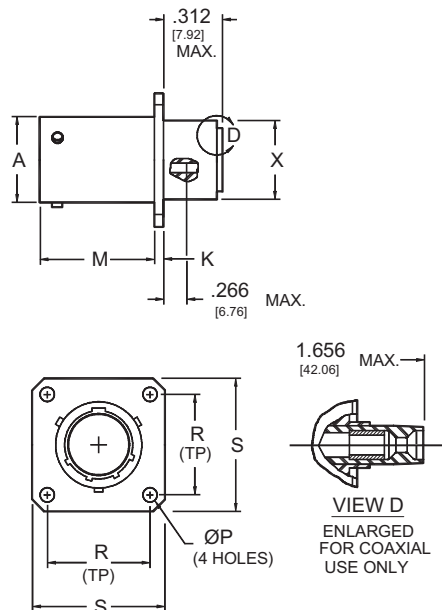
SC1496E* BOX MOUNT RECEPTACLE

8B

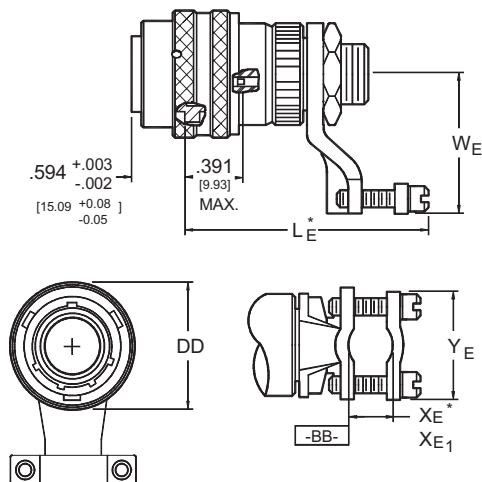
SC1496E* Environmental

SHELL SIZE	ØA +.001 -.005 [+0.03] [-0.13]	K +.015 -.000 [+0.38] [-0.00]	M +.000 -.005 [+0.00] [-0.13]	ØP +.010 -.005 [+0.25] [-0.13]	R T.P.	S ±.020 [±0.51]	ØX MAX.
9	.572 [14.53]	.085 [2.16]	.632 [16.05]	.128 [3.25]	.719 [18.26]	.938 [23.83]	.469 [11.91]
11	.700 [17.78]	.085 [2.16]	.632 [16.05]	.128 [3.25]	.812 [20.62]	1.031 [26.19]	.594 [15.09]
13	.850 [21.59]	.085 [2.16]	.632 [16.05]	.128 [3.25]	.906 [23.01]	1.125 [28.57]	.719 [18.26]
15	.975 [24.76]	.085 [2.16]	.632 [16.05]	.128 [3.25]	.969 [24.61]	1.219 [30.96]	.844 [21.44]
17	1.100 [27.94]	.085 [2.16]	.632 [16.05]	.128 [3.25]	1.062 [26.97]	1.312 [33.32]	.969 [24.61]
19	1.207 [30.66]	.085 [2.16]	.632 [16.05]	.128 [3.25]	1.156 [29.36]	1.438 [36.53]	1.078 [27.38]
21	1.332 [33.83]	.115 [2.92]	.602 [15.29]	.128 [3.25]	1.250 [31.75]	1.562 [39.67]	1.203 [30.56]
23	1.457 [37.01]	.115 [2.92]	.602 [15.29]	.147 [3.73]	1.375 [34.92]	1.688 [42.88]	1.328 [33.73]
25	1.582 [40.18]	.115 [2.92]	.602 [15.29]	.147 [3.73]	1.500 [38.10]	1.812 [46.02]	1.453 [36.91]

DIMENSIONS IN BRACKETS [] ARE IN MILLIMETERS.



90° PLUG SC1498E*



SC1498E* Environmental, with strain relief

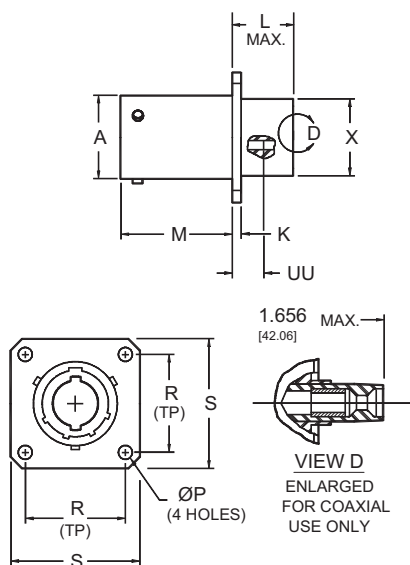
SHELL SIZE	L _E [*] MAX.	ØDD MAX.	W _E MAX.	X _E MIN CABLE	X _{E1} [*] MAX. CABLE	Y _E MAX.
9	2.344 [59.54]	.875 [22.22]	1.000 [25.40]	.082 [2.08]	.234 [5.94]	.828 [21.03]
11	2.344 [59.54]	.984 [24.99]	1.032 [26.21]	.082 [2.08]	.234 [5.94]	.891 [22.63]
13	2.406 [61.11]	1.156 [29.36]	1.094 [27.79]	.114 [2.90]	.328 [8.33]	1.016 [25.81]
15	2.594 [65.89]	1.250 [31.75]	1.219 [30.96]	.176 [4.47]	.457 [11.61]	1.141 [28.98]
17	2.641 [67.08]	1.406 [35.71]	1.281 [32.54]	.238 [6.05]	.634 [16.10]	1.255 [31.88]
19	2.766 [70.26]	1.500 [38.10]	1.344 [34.14]	.208 [5.28]	.614 [15.60]	1.469 [37.31]
21	2.844 [72.24]	1.625 [41.27]	1.375 [34.92]	.302 [7.67]	.698 [17.73]	1.550 [39.37]
23	3.000 [76.20]	1.750 [44.45]	1.438 [36.53]	.302 [7.67]	.823 [20.90]	1.675 [42.54]
25	3.291 [83.59]	1.875 [47.62]	1.719 [43.66]	.332 [8.43]	.853 [21.67]	1.800 [45.72]

DIMENSIONS IN BRACKETS [] ARE IN MILLIMETERS.

* DIMENSIONS L_E AND X_{E1} ARE APPLICABLE WHEN THE END OF THE SCREW IS FLUSH WITH SURFACE BB.

BOX MOUNT RECEPTACLE SC1505E*

REAR PANEL MOUNT

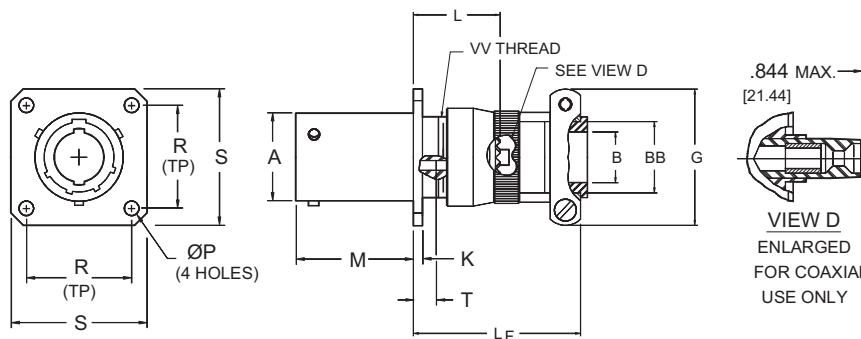


SC1505E* Environmental

SHELL SIZE	ØA +.001 -.005 [+0.03] [-0.13]	K +.015 -.000 [+0.38] [-0.00]	L MAX.	M +.000 -.005 [+0.00] [-0.13]	ØP +.010 -.005 [+0.25] [-0.13]	R T.P.	S ±.020 [±0.51]	UU ±.031 [±0.79]	ØX MAX.
9	.572 [14.53]	.085 [2.16]	.219 [5.56]	.820 [20.83]	.128 [3.25]	.719 [18.26]	.938 [23.83]	.207 [5.26]	.547 [13.89]
11	.700 [17.78]	.085 [2.16]	.219 [5.56]	.820 [20.83]	.128 [3.25]	.812 [20.62]	1.031 [26.19]	.207 [5.26]	.656 [16.66]
13	.850 [21.59]	.085 [2.16]	.219 [5.56]	.820 [20.83]	.128 [3.25]	.906 [23.01]	1.125 [28.57]	.207 [5.26]	.828 [21.03]
15	.975 [24.76]	.085 [2.16]	.219 [5.56]	.820 [20.83]	.128 [3.25]	.969 [24.61]	1.219 [30.96]	.207 [5.26]	.953 [24.21]
17	1.100 [27.94]	.085 [2.16]	.219 [5.56]	.820 [20.83]	.128 [3.25]	1.062 [26.97]	1.312 [33.32]	.207 [5.26]	1.078 [27.38]
19	1.207 [30.66]	.085 [2.16]	.219 [5.56]	.820 [20.83]	.128 [3.25]	1.156 [29.36]	1.438 [36.53]	.207 [5.26]	1.203 [30.56]
21	1.332 [33.83]	.115 [2.92]	.250 [6.35]	.790 [20.07]	.128 [3.25]	1.250 [31.75]	1.562 [39.67]	.328 [8.33]	1.328 [33.73]
23	1.457 [37.01]	.115 [2.92]	.250 [6.35]	.790 [20.07]	.147 [3.73]	1.375 [34.92]	1.688 [42.88]	.328 [8.33]	1.453 [36.91]
25	1.582 [40.18]	.115 [2.92]	.250 [6.35]	.790 [20.07]	.147 [3.73]	1.500 [38.10]	1.812 [46.02]	.328 [8.33]	1.578 [40.08]

DIMENSIONS IN BRACKETS [] ARE IN MILLIMETERS.

SC1656F* WALL MOUNT RECEPTACLE



SC1656F* Environmental, with strain relief

SHELL SIZE	ØA	ØB	ØBB	G	K	L	L _F	M	ØP	R	S	T	VV
	+0.01 -0.05 [+0.03] [-0.13]	+0.010 -0.025 [+0.25] [-0.64]	+0.000 -0.011 [+0.00] [-0.28]	MAX.	+0.015 -0.000 [+0.38] [-0.00]	MAX.	±.125 [±3.18]	+0.000 -0.005 [+0.00] [-0.13]	+0.010 -0.005 [+0.25] [-0.13]	T.P.	±.020 [±0.51]	±.031 [±0.79]	THREAD CLASS 2A (PLATED)
9	.572 [14.53]	.125 [3.18]	.250 [6.35]	.829 [21.06]	.085 [2.16]	.453 [11.51]	1.284 [32.61]	.820 [20.83]	.128 [3.25]	.719 [18.26]	.938 [23.83]	.107 [2.72]	.4375-28 UNEF
11	.700 [17.78]	.188 [4.78]	.312 [7.92]	.891 [22.63]	.085 [2.16]	.453 [11.51]	1.284 [32.61]	.820 [20.83]	.128 [3.25]	.812 [20.62]	1.031 [26.19]	.107 [2.72]	.5625-24 UNEF
13	.850 [21.59]	.312 [7.92]	.438 [11.13]	1.016 [25.81]	.085 [2.16]	.453 [11.51]	1.284 [32.61]	.820 [20.83]	.128 [3.25]	.906 [23.01]	1.125 [28.57]	.107 [2.72]	.6875-24 UNEF
15	.975 [24.76]	.375 [9.52]	.562 [14.27]	1.141 [28.98]	.085 [2.16]	.453 [11.51]	1.534 [38.96]	.820 [20.83]	.128 [3.25]	.969 [24.61]	1.219 [30.96]	.107 [2.72]	.8125-20 UNEF
17	1.100 [27.94]	.500 [12.70]	.625 [15.88]	1.203 [30.56]	.085 [2.16]	.453 [11.51]	1.534 [38.96]	.820 [20.83]	.128 [3.25]	1.062 [26.97]	1.312 [33.32]	.107 [2.72]	.9375-20 UNEF
19	1.207 [30.66]	.625 [15.88]	.750 [19.05]	1.469 [37.31]	.085 [2.16]	.453 [11.51]	1.534 [38.96]	.820 [20.83]	.128 [3.25]	1.156 [29.36]	1.438 [36.53]	.107 [2.72]	1.0625-18 UNEF
21	1.332 [33.83]	.625 [15.88]	.750 [19.05]	1.469 [37.31]	.115 [2.92]	.484 [12.29]	1.534 [38.96]	.790 [20.07]	.128 [3.25]	1.250 [31.75]	1.562 [39.67]	.137 [3.48]	1.1875-18 UNEF
23	1.457 [37.01]	.750 [19.05]	.938 [23.83]	1.656 [42.06]	.115 [2.92]	.484 [12.29]	1.659 [42.14]	.790 [20.07]	.147 [3.73]	1.375 [34.92]	1.688 [42.88]	.137 [3.48]	1.3125-18 UNEF
25	1.582 [40.18]	.800 [20.32]	1.000 [25.40]	1.750 [44.45]	.115 [2.92]	.484 [12.29]	1.581 [40.16]	.790 [20.07]	.147 [3.73]	1.500 [38.10]	1.812 [46.02]	.137 [3.48]	1.4375-18 UNEF

1. DIMENSIONS IN BRACKETS [] ARE IN MILLIMETERS.

8B

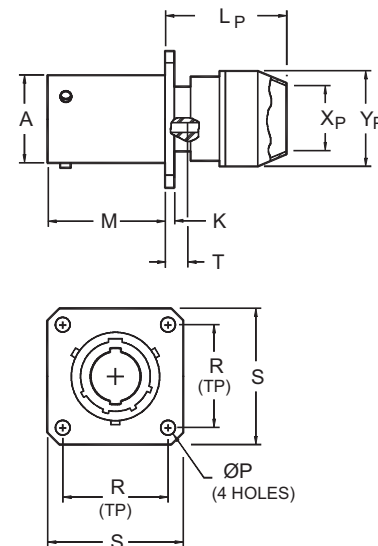
SC1656P* WALL MOUNT RECEPTACLE

REAR PANEL MOUNT

SC1656P* Environmental, with potting form

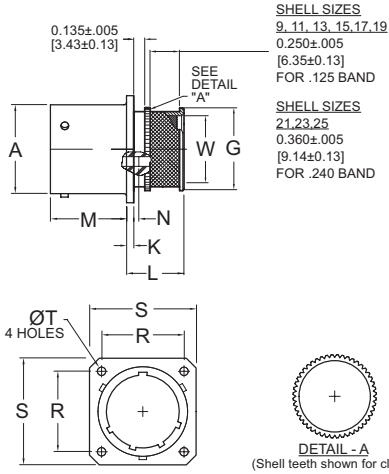
SHELL SIZE	ØA	K	L _P	M	ØP	R	S	T	ØX _P	Y _P
	+0.01 -0.05 [+0.03] [-0.13]	+0.015 -0.000 [+0.38] [-0.00]	MAX.	+0.000 -0.005 [+0.00] [-0.13]	+0.010 -0.005 [+0.25] [-0.13]	T.P.	±.020 [±0.51]	±.031 [±0.79]	MIN.	MAX.
9	.572 [14.53]	.085 [2.16]	.719 [18.26]	.820 [20.83]	.128 [3.25]	.719 [18.26]	.938 [23.83]	.107 [2.72]	.434 [11.02]	.641 [16.28]
11	.700 [17.78]	.085 [2.16]	.719 [18.26]	.820 [20.83]	.128 [3.25]	.812 [20.62]	1.031 [26.19]	.107 [2.72]	.548 [13.92]	.766 [19.46]
13	.850 [21.59]	.085 [2.16]	.719 [18.26]	.820 [20.83]	.128 [3.25]	.906 [23.01]	1.125 [28.57]	.107 [2.72]	.673 [17.09]	.891 [22.63]
15	.975 [24.76]	.085 [2.16]	.719 [18.26]	.820 [20.83]	.128 [3.25]	.969 [24.61]	1.219 [30.96]	.107 [2.72]	.798 [20.27]	1.016 [25.81]
17	1.100 [27.94]	.085 [2.16]	.719 [18.26]	.820 [20.83]	.128 [3.25]	1.062 [26.97]	1.312 [33.32]	.107 [2.72]	.899 [22.83]	1.125 [28.57]
19	1.207 [30.66]	.085 [2.16]	.719 [18.26]	.820 [20.83]	.128 [3.25]	1.156 [29.36]	1.438 [36.53]	.107 [2.72]	1.024 [26.01]	1.250 [31.75]
21	1.332 [33.83]	.115 [2.92]	.750 [19.05]	.790 [20.07]	.128 [3.25]	1.250 [31.75]	1.562 [39.67]	.137 [3.48]	1.149 [29.18]	1.375 [34.92]
23	1.457 [37.01]	.115 [2.92]	.750 [19.05]	.790 [20.07]	.147 [3.73]	1.375 [34.92]	1.688 [42.88]	.137 [3.48]	1.274 [32.36]	1.500 [38.10]
25	1.582 [40.18]	.115 [2.92]	.750 [19.05]	.790 [20.07]	.147 [3.73]	1.500 [38.10]	1.812 [46.02]	.137 [3.48]	1.399 [35.53]	1.625 [41.27]

DIMENSIONS IN BRACKETS [] ARE IN MILLIMETERS.



WALL MOUNT RECEPTACLE, REAR PANEL MOUNTING

SC1656SV*



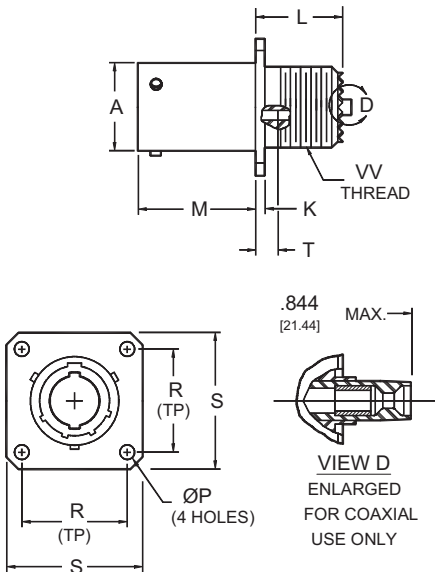
SC1656SV* Environmental, with integrated backshell

SHELL SIZE	FRONT VIEW			SIDE VIEW						
	R T.P	S ±0.20 [±0.51]	T +.010 [+0.25] -0.005 [-0.13]	A ±0.03 [±0.08]	G ±0.03 [±0.08]	K +.000 [+0.00] -0.005 [-0.13]	L MAX	M +.000 [+0.00] -0.005 [-0.13]	N ±.031 [±0.79]	W MAX
9	0.719 [15.09]	0.938 [23.83]	0.128 [3.25]	0.572 [14.53]	0.435 [11.05]	0.085 [2.16]	0.600 [15.24]	0.820 [20.83]	0.107 [2.72]	0.337 [8.56]
11	0.812 [20.62]	1.031 [26.19]	0.128 [3.25]	0.700 [17.78]	0.560 [14.22]	0.085 [2.16]	0.600 [15.24]	0.820 [20.83]	0.107 [2.72]	0.460 [11.68]
13	0.906 [23.01]	1.125 [28.57]	0.128 [3.25]	0.850 [21.59]	0.682 [17.32]	0.085 [2.16]	0.600 [15.24]	0.820 [20.83]	0.107 [2.72]	0.569 [14.45]
15	0.969 [24.61]	1.219 [30.96]	0.128 [3.25]	0.975 [24.76]	0.807 [20.50]	0.085 [2.16]	0.600 [15.24]	0.820 [20.83]	0.107 [2.72]	0.694 [17.63]
17	1.062 [26.97]	1.312 [33.32]	0.128 [3.25]	1.100 [27.94]	0.932 [23.67]	0.085 [2.16]	0.600 [15.24]	0.820 [20.83]	0.107 [2.72]	0.819 [20.80]
19	1.156 [29.36]	1.438 [36.53]	0.128 [3.25]	1.207 [30.66]	1.057 [26.85]	0.085 [2.16]	0.600 [15.24]	0.820 [20.83]	0.107 [2.72]	0.919 [23.34]
21	1.250 [31.75]	1.562 [39.67]	0.128 [3.25]	1.332 [33.83]	1.182 [30.02]	0.115 [2.92]	0.720 [18.29]	0.790 [20.07]	0.137 [3.48]	1.044 [26.52]
23	1.375 [34.92]	1.688 [42.88]	0.147 [3.73]	1.457 [37.01]	1.307 [33.20]	0.115 [2.92]	0.720 [18.29]	0.790 [20.07]	0.137 [3.48]	1.169 [29.69]
25	1.500 [38.10]	1.812 [46.02]	0.147 [3.73]	1.582 [40.18]	1.432 [36.37]	0.115 [2.92]	0.720 [18.29]	0.790 [20.07]	0.137 [3.48]	1.294 [32.87]

DIMENSIONS IN BRACKETS [] ARE MILLIMETERS

WALL MOUNT RECEPTACLE SC1656T*

REAR PANEL MOUNT



SC1656T* Environmental

SHELL SIZE	ØA +.001 -0.005 [+0.03] [-0.13]	K +.015 -0.000 [+0.38] [-0.00]	L MAX.	M +.000 -0.005 [+0.00] [-0.13]	ØP +.010 -0.005 [+0.25] [-0.13]	R T.P.	S ±.020 [±0.51]	T ±.031 [±0.79]	VV THREAD CLASS 2A (PLATED)
9	.572 [14.53]	.085 [2.16]	.469 [11.91]	.820 [20.83]	.128 [3.25]	.719 [18.26]	.938 [23.83]	.107 [2.72]	.4375-28 UNEF
11	.700 [17.78]	.085 [2.16]	.469 [11.91]	.820 [20.83]	.128 [3.25]	.812 [20.62]	1.031 [26.19]	.107 [2.72]	.5625-24 UNEF
13	.850 [21.59]	.085 [2.16]	.469 [11.91]	.820 [20.83]	.128 [3.25]	.906 [23.01]	1.125 [28.57]	.107 [2.72]	.6875-24 UNEF
15	.975 [24.76]	.085 [2.16]	.469 [11.91]	.820 [20.83]	.128 [3.25]	.969 [24.61]	1.219 [30.96]	.107 [2.72]	.8125-20 UNEF
17	1.100 [27.94]	.085 [2.16]	.469 [11.91]	.820 [20.83]	.128 [3.25]	1.062 [26.97]	1.312 [33.32]	.107 [2.72]	.9375-20 UNEF
19	1.207 [30.66]	.085 [2.16]	.469 [11.91]	.820 [20.83]	.128 [3.25]	1.156 [29.36]	1.438 [36.53]	.107 [2.72]	1.0625-18 UNEF
21	1.332 [33.83]	.115 [2.92]	.500 [12.70]	.790 [20.07]	.128 [3.25]	1.250 [31.75]	1.562 [39.67]	.137 [3.48]	1.1875-18 UNEF
23	1.457 [37.01]	.115 [2.92]	.500 [12.70]	.790 [20.07]	.147 [3.73]	1.375 [34.92]	1.688 [42.88]	.137 [3.48]	1.3125-18 UNEF
25	1.582 [40.18]	.115 [2.92]	.500 [12.70]	.790 [20.07]	.147 [3.73]	1.500 [38.10]	1.812 [46.02]	.137 [3.48]	1.4375-18 UNEF

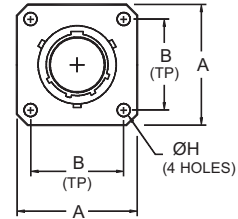
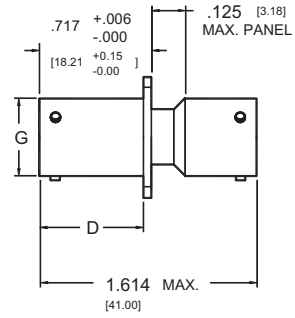
DIMENSIONS IN BRACKETS [] ARE IN MILLIMETERS.

SC1662E* THRU-BULKHEAD RECEPTACLE

SC1662E* Environmental

SHELL SIZE	A ±.020 [±0.51]	B T.P.	D +.000 -.005 [+0.00] [-0.13]	ØG +.001 -.005 [+0.03] [-0.13]	ØH +.010 -.005 [+0.25] [-0.13]
9	.938 [23.83]	.719 [18.26]	.632 [16.05]	.572 [14.53]	.128 [3.25]
11	1.031 [26.19]	.812 [20.62]	.632 [16.05]	.700 [17.78]	.128 [3.25]
13	1.125 [28.57]	.906 [23.01]	.632 [16.05]	.850 [21.59]	.128 [3.25]
15	1.219 [30.96]	.969 [24.61]	.632 [16.05]	.975 [24.76]	.128 [3.25]
17	1.312 [33.32]	1.062 [26.97]	.632 [16.05]	1.100 [27.94]	.128 [3.25]
19	1.438 [36.53]	1.156 [29.36]	.632 [16.05]	1.207 [30.66]	.128 [3.25]
21	1.562 [39.67]	1.250 [31.75]	.602 [15.29]	1.332 [33.83]	.128 [3.25]
23	1.688 [42.88]	1.375 [34.92]	.602 [15.29]	1.457 [37.01]	.147 [3.73]
25	1.812 [46.02]	1.500 [38.10]	.602 [15.29]	1.582 [40.18]	.147 [3.73]

DIMENSIONS IN BRACKETS [] ARE IN MILLIMETERS.

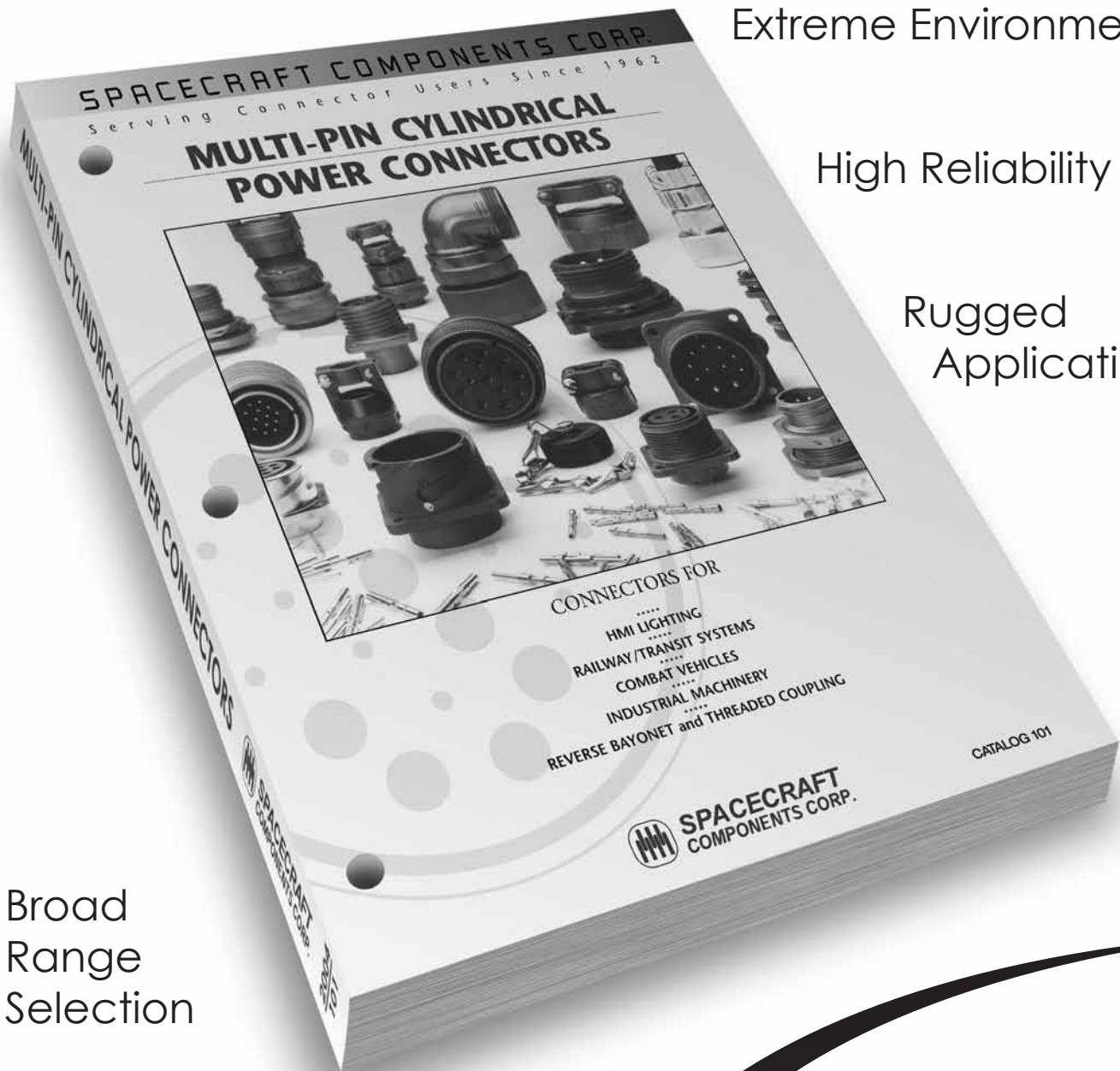


Spacecraft Power Connectors

Extreme Environments

High Reliability

Rugged
Applications



Broad
Range
Selection

Rapid Service

Technical
Solutions Oriented

 SPACECRAFT
Keeping Jobs in America

YOUR
**CONNECTOR
CONSULTANT**
SINCE 1962

 **SPACECRAFT
COMPONENTS CORP.**

702.851.7600

SECTION 9B

SC2 SERIES

(MIL-DTL-38999 SERIES II)

CONNECTORS

MIL-DTL-38999 connectors were developed for high reliability applications in the Aerospace Industry. This series is capable of operating in harsh environments and at high temperatures from 175°C (302°F) to 200°C (392°F). They also operate at low temperatures of -55°C (-67°F).

Shells are available in aluminum or stainless steel with a variety of finishes. All shells have 5 keyways to prevent mismatching. Polarization is achieved by rotation of the keys rather than rotation of the insert.

Insert material is a rigid dielectric with excellent electrical characteristics. Contrasting letter or number designations are used on insert faces.

A fluorinated silicone interfacial seal is featured on the mating face of the pin inserts. This assures complete electrical isolation of pins when connector halves are mated. In addition, a gasket is installed in the receptacle for moisture sealing between connector halves.

Insert arrangements are available from a minimum of one contact to a maximum of 128. Contacts are available in sizes 8, 10, 12, 16, 20 and 22 which provide for signal, power, coaxial and triaxial as well as fiber optic applications. Additionally, PCB, wrap-post and thermocouple contacts are available. Contacts are crimp, rear release type and all sockets are probe-proof.

STANDARD FEATURES

	SERIES I	SERIES II	SERIES III
LOCKING MECHANISM	3 PIN BAYONET	3 PIN BAYONET	TRIPLE START THREADS SELF-LOCKING
100% SCOOP PROOF	Yes	No	Yes
EMI/RFI	Yes	No*	Yes

* Available on request

MIL-DTL-38999 SERIES II

SC2 SERIES

ORDERING INFORMATION

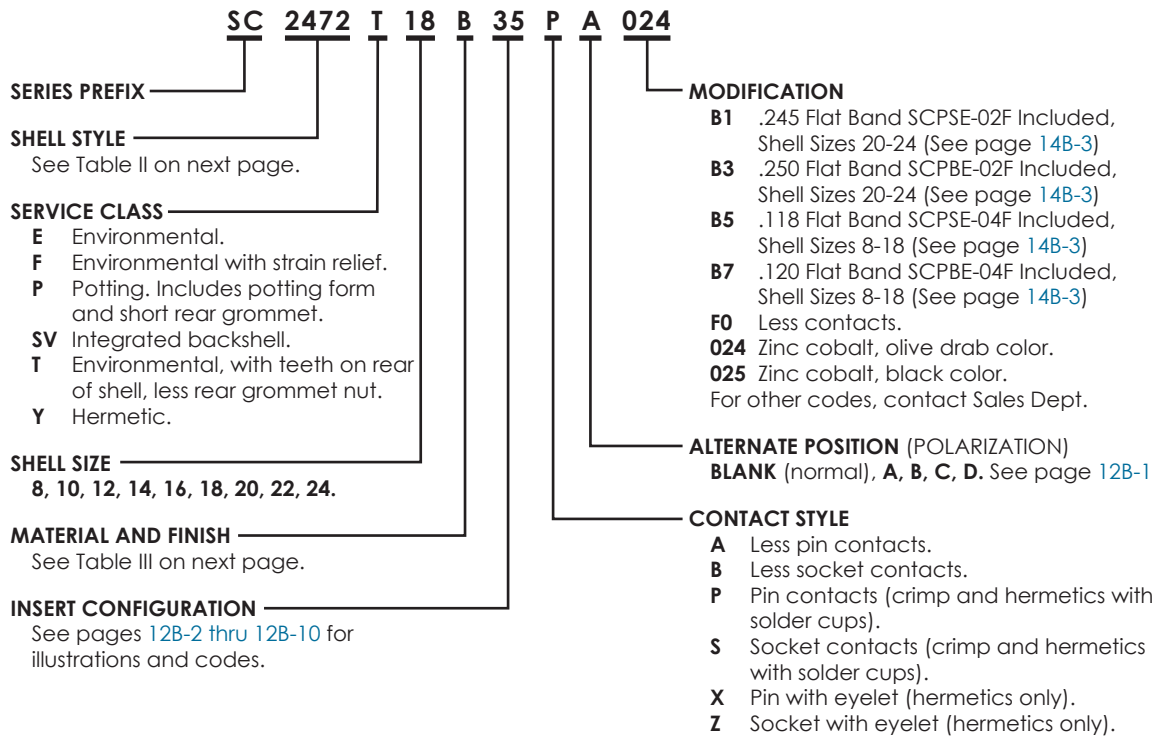


TABLE I. INSERT AND CONTACT INFORMATION

INSERT NUMBER	CONTACTS			CONTACT PART NUMBER	
	TOTAL	QTY	SIZE	PIN	SOCKET
8-6	6	6	22M	M39029/58-361	M39029/57-355
8-35	6	6	22D	M39029/58-360	M39029/57-354
8-44	4	4	22	M39029/58-362	M39029/57-356
8-98	3	3	20	M39029/58-363	M39029/57-357
10-5	5	5	20	M39029/58-363	M39029/57-357
10-13	13	13	22M	M39029/58-361	M39029/57-355
10-35	13	13	22D	M39029/58-360	M39029/57-354
10-98	6	6	20	M39029/58-363	M39029/57-357
10-99	7	7	20	M39029/58-363	M39029/57-357
12-3	3	3	16	M39029/58-364	M39029/57-358
12-4	4	4	16	M39029/58-364	M39029/57-358
12-8	8	8	20	M39029/58-363	M39029/57-357
12-22	22	22	22M	M39029/58-361	M39029/57-355
12-35	22	22	22D	M39029/58-360	M39029/57-354
12-98	10	10	20	M39029/58-363	M39029/57-357
14-5	5	5	16	M39029/58-364	M39029/57-358
14-15	15	14 1	20 16	M39029/58-363 M39029/58-364	M39029/57-357 M39029/57-358
14-18	18	18	20	M39029/58-363	M39029/57-357
14-35	37	37	22D	M39029/58-360	M39029/57-354
14-37	37	37	22M	M39029/58-361	M39029/57-355
14-97	12	8 4	20 16	M39029/58-363 M39029/58-364	M39029/57-357 M39029/57-358
16-6	6	6	12	M39029/58-365	M39029/57-359
16-7	6	6	12S*	Mfr Supplied	Mfr Supplied
16-8	8	8	16	M39029/58-364	M39029/57-358
16-26	26	26	20	M39029/58-363	M39029/57-357
16-35	55	55	22D	M39029/58-360	M39029/57-354
16-42	42	42	22	M39029/58-362	M39029/57-356
16-55	55	55	22M	M39029/58-361	M39029/57-355
16-99	23	21 2	20 16	M39029/58-363 M39029/58-364	M39029/57-357 M39029/57-358
18-11	11	11	16	M39029/58-364	M39029/57-358
18-28	28	26 2	20 16	M39029/58-363 M39029/58-364	M39029/57-357 M39029/57-358
18-30	30	29 1	20 16	M39029/58-363 M39029/58-364	M39029/57-357 M39029/57-358
18-32	32	32	20	M39029/58-363	M39029/57-357

INSERT NUMBER	CONTACTS			CONTACT PART NUMBER	
	TOTAL	QTY	SIZE	PIN	SOCKET
18-35	66	66	22D	M39029/58-360	M39029/57-354
18-45	67	67	22D	M39029/58-360	M39029/57-354
18-53	53	53	22	M39029/58-362	M39029/57-356
18-66	66	66	22M	M39029/58-361	M39029/57-355
18-67	67	67	22M	M39029/58-361	M39029/57-355
18-96	9	9	12	M39029/58-365	M39029/57-359
20-1	79	79	22M	M39029/58-361	M39029/57-355
20-2	65	65	22	M39029/58-362	M39029/57-356
20-16	16	16	16	M39029/58-364	M39029/57-358
20-24	24	24	20	M39029/58-363	M39029/57-357
20-25	25	25	20	M39029/58-363	M39029/57-357
20-27	27	27	20	M39029/58-363	M39029/57-357
20-35	79	79	22D	M39029/58-360	M39029/57-354
20-39	39	37 2	20 16	M39029/58-363 M39029/58-364	M39029/57-357 M39029/57-358
20-41	41	41	20	M39029/58-363	M39029/57-357
22-1	100	100	22M	M39029/58-361	M39029/57-355
22-2	85	85	22	M39029/58-362	M39029/57-356
22-21	21	21	16	M39029/58-364	M39029/57-358
22-32	32	32	20	M39029/58-363	M39029/57-357
22-34	34	34	20	M39029/58-363	M39029/57-357
22-35	100	100	22D	M39029/58-360	M39029/57-354
22-36	36	36	20	M39029/58-363	M39029/57-357
22-53	53	53	20	M39029/58-363	M39029/57-357
22-55	55	55	20	M39029/58-363	M39029/57-357
22-97	16	16	16	M39029/58-364	M39029/57-358
22-99	11	11	16	M39029/58-364	M39029/57-358
24-1	128	128	22M	M39029/58-361	M39029/57-355
24-2	100	100	22	M39029/58-362	M39029/57-356
24-4	56	48 8	20 16	M39029/58-363 M39029/58-364	M39029/57-357 M39029/57-358
24-19	19	19	12	M39029/58-365	M39029/57-359
24-24	24	12 12	16 12	M39029/58-364 M39029/58-365	M39029/57-358 M39029/57-359
24-29	29	29	16	M39029/58-364	M39029/57-358
24-35	128	128	22D	M39029/58-360	M39029/57-354
24-61	61	61	20	M39029/58-363	M39029/57-357

* S = Shielded.



TABLE II. SHELL STYLE

PREFIX & SHELL STYLE	DESCRIPTION	AVAILABLE IN CLASS	SEE PAGE
SC2001	In-line receptacle	F, E, P, T	9B-9 thru 11
SC2472	Wall mount receptacle	F, E, P, T	9B-5 & 6
SC2473	Straight plug	F, E, P, T	9B-16 thru 18
SC2474	Jam nut receptacle	F, E, P, T	9B-14 & 15
SC2475	Hermetic wall mount receptacle	Y	9B-9
SC2476	Hermetic box mount receptacle	Y	9B-13
SC2477	Hermetic jam nut receptacle	Y	9B-16
SC2478	Hermetic solder mount receptacle	Y	9B-13
SC2484	Straight plug, EMI grounding	F, E, P, T	9B-16 thru 18
SC2497	Wall mount receptacle, rear panel mounting	F, E, P, T	9B-7 & 8
SC2499	Box mount receptacle	E	9B-11
SC2500	90° Plug	E	9B-18
SC2508	Box mount receptacle, rear panel mounting	E	9B-12
SC2513	Box mount receptacle, long grommet	E	9B-12

TABLE III. MATERIAL/FINISH

CODE	MATERIAL	FINISH	TEMP RANGE
A	Aluminum	Bright or gold cadmium over nickel	-65°C to +150°C
B	Aluminum	Olive drab cadmium over nickel	-65°C to +175°C
C	Aluminum	Non-conductive anodize, black	-65°C to +200°C
D	Steel	Fused tin, class Y only	-65°C to +150°C
E	Stainless Steel	Passivated, class Y only	-65°C to +200°C
F	Aluminum	Electroless nickel	-65°C to +200°C
N	Stainless Steel	Electrodeposited nickel	-65°C to +200°C
R ¹	Aluminum	Electroless nickel	-65°C to +175°C
S	Stainless Steel	Passivated	-65°C to +200°C
T	Aluminum	Nickel fluorocarbon polymer	-65°C to +175°C
U	Aluminum	Bright or gold cadmium over nickel	-65°C to +175°C
X	Aluminum	Cadmium olive drab 1000 hr. salt spray	-65°C to +175°C
Z	Aluminum	Zinc nickel, black, 500 hr.	-65°C to +175°C

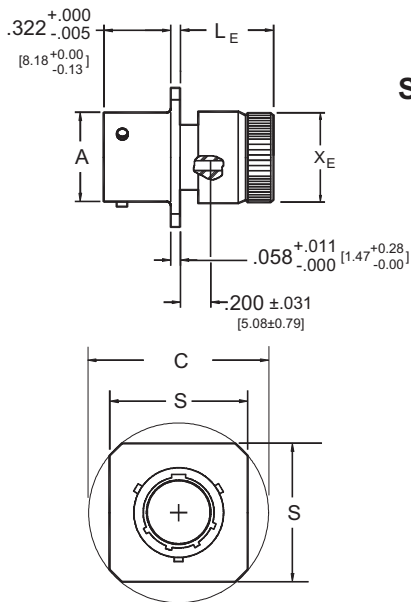
1 - Class R same as F, but higher corrosion requirement

TABLE IV. TOOLING INFORMATION

CONTACT PART NUMBER (REFERENCE)	INSERTION TOOL	REMOVAL TOOL		WIRE SIZE	TOOL FRAME		POSITIONER/LOCATOR	
		WIRED CONTACT	UNWIRED CONTACT		PART NUMBER	SETTING	PART NUMBER	COLOR
M39029/57-354	M81969/8-01 M81969/14-01	M81969/8-02 M81969/14-01	-	22-28	M22520/2-01 M22520/7-01	-	M22520/2-06 M22520/7-06	-
M39029/57-355	M81969/8-01 M81969/14-01	M81969/8-02 M81969/14-01	-	24-28	M22520/2-01 M22520/7-01	-	M22520/2-06 M22520/7-06	-
M39029/57-356	M81969/8-03	M81969/8-04	-	22-24	M22520/2-01 M22520/7-01	-	M22520/2-06 M22520/7-06	-
M39029/57-357	M81969/8-05 M81969/14-02	M81969/18-06 M81969/14-02	-	20-24	M22520/1-01 M22520/2-01 M22520/7-01	-	M22520/1-04 M22520/2-10 M22520/7-08	Red
M39029/57-358	M81969/8-07 M81969/14-03	M81969/8-08 M81969/14-03	-	16-20	M22520/1-01 M22520/7-01	-	M22520/1-04 M22520/7-04	Blue
M39029/57-359	M81969/8-09 M81969/14-04	M81969/8-10 M81969/14-04	-	12-14	M22520/1-01	-	M22520/1-04	Yellow
M39029/58-360	M81969/8-01 M81969/14-01	M81969/8-02 M81969/14-01	M81969/30-08	22-28	M22520/2-01 M22520/7-01	-	M22520/2-09 M22520/7-07	-
M39029/58-361	M81969/8-01 M81969/14-01	M81969/8-02 M81969/14-01	M81969/30-09	24-28	M22520/2-01 M22520/7-01	-	M22520/2-09 M22520/7-07	-
M39029/58-362	M81969/8-03	M81969/8-04	M81969/30-10	22-24	M22520/2-01 M22520/7-01	-	M22520/2-09 M22520/7-07	-
M39029/58-363	M81969/8-05 M81969/14-02 M81969/14-10	M81969/8-06 M81969/14-02 M81969/14-10	M81969/30-11	20-24	M22520/1-01 M22520/2-01 M22520/7-01	-	M22520/1-04 M22520/2-10 M22520/7-08	Red
M39029/58-364	M81969/8-07 M81969/14-03	M81969/8-08 M81969/14-03	M81969/30-12	16-20	M22520/1-01 M22520/7-01	-	M22520/1-04 M22520/7-04	Blue
M39029/58-365	M81969/8-09 M81969/14-04	M81969/8-10 M81969/14-04	M81969/30-13	12-14	M22520/1-01	-	M22520/1-04	Yellow

NOTE 1. Consult factory.

IN-LINE RECEPTACLE SC2001E*

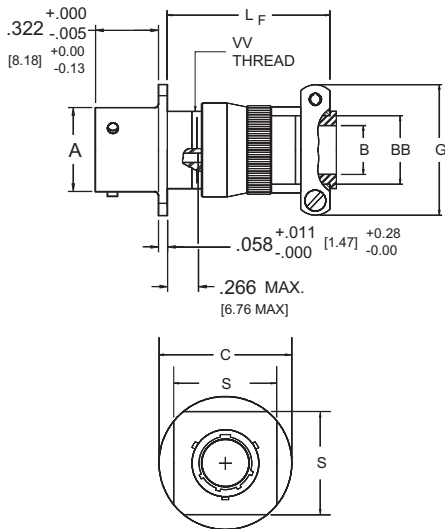


SC2001E* Environmental, with grommet nut

SHELL SIZE	ØA +.001 -.005 [+0.03] [-0.13]	C MAX.	L _E MAX.	S MAX.	ØX _E MAX.
8	.473 [12.01]	.965 [24.51]	.562 [14.27]	.828 [21.03]	.578 [14.68]
10	.590 [14.99]	1.089 [27.66]	.562 [14.27]	.954 [24.23]	.703 [17.86]
12	.750 [19.05]	1.183 [30.05]	.562 [14.27]	1.047 [26.59]	.828 [21.03]
14	.875 [22.22]	1.277 [32.44]	.562 [14.27]	1.141 [28.98]	.953 [24.21]
16	1.000 [25.40]	1.371 [34.82]	.562 [14.27]	1.234 [31.34]	1.078 [27.38]
18	1.125 [28.57]	1.465 [37.21]	.562 [14.27]	1.328 [33.73]	1.203 [30.56]
20	1.250 [31.75]	1.589 [40.36]	.562 [14.27]	1.453 [36.91]	1.328 [33.73]
22	1.375 [34.92]	1.715 [43.56]	.562 [14.27]	1.578 [40.08]	1.453 [36.91]
24	1.500 [38.10]	1.838 [46.69]	.562 [14.27]	1.703 [43.26]	1.578 [40.08]

DIMENSIONS IN BRACKETS [] ARE IN MILLIMETERS.

IN-LINE RECEPTACLE SC2001F*



SC2001F* Environmental, with strain relief

SHELL SIZE	ØA +.001 -.005 [+0.03] [-0.13]	ØB +.010 -.025 [+0.25] [-0.64]	ØBB +.000 -.011 [+0.00] [-0.28]	C MAX.	G MAX.	L _F ±.125 [±3.18]	S MAX.	VV THREAD MODIFIED	
								SIZE CLASS 2A	MODIFIED MAJOR DIAMETER
8	.473 [12.01]	.125 [3.18]	.250 [6.35]	.965 [24.51]	.829 [21.06]	1.184 [30.07]	.828 [21.03]	.4375-28 UNEF	.421-.417 [10.69-10.59]
10	.590 [14.99]	.188 [4.78]	.312 [7.92]	1.089 [27.66]	.891 [22.63]	1.184 [30.07]	.954 [24.23]	.5625-24 UNEF	.542-.538 [13.77-13.66]
12	.750 [19.05]	.312 [7.92]	.438 [11.13]	1.183 [30.05]	1.016 [25.81]	1.184 [30.07]	1.047 [26.59]	.6875-24 UNEF	.667-.663 [16.94-16.84]
14	.875 [22.22]	.375 [9.52]	.562 [14.27]	1.277 [32.44]	1.141 [28.98]	1.434 [36.42]	1.141 [28.98]	.8125-20 UNEF	.791-.787 [20.09-19.99]
16	1.000 [25.40]	.500 [12.70]	.625 [15.88]	1.371 [34.82]	1.203 [30.56]	1.434 [36.42]	1.234 [31.34]	.9375-20 UNEF	.916-.912 [23.27-23.16]
18	1.125 [28.57]	.625 [15.88]	.750 [19.05]	1.465 [37.21]	1.469 [37.31]	1.434 [36.42]	1.328 [33.73]	1.0625-18 UNEF	1.034-1.030 [26.26-26.16]
20	1.250 [31.75]	.625 [15.88]	.750 [19.05]	1.589 [40.36]	1.469 [37.31]	1.434 [36.42]	1.453 [36.91]	1.1875-18 UNEF	1.158-1.154 [29.41-29.31]
22	1.375 [34.92]	.750 [19.05]	.938 [23.83]	1.715 [43.56]	1.656 [42.06]	1.559 [39.60]	1.578 [40.08]	1.3125-18 UNEF	1.283-1.279 [32.59-32.49]
24	1.500 [38.10]	.800 [20.32]	1.000 [25.40]	1.838 [46.69]	1.750 [44.45]	1.481 [37.62]	1.703 [43.26]	1.4375-18 UNEF	1.408-1.404 [35.76-35.66]

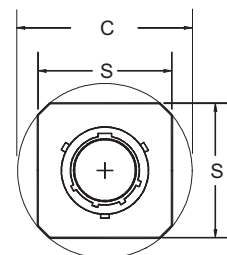
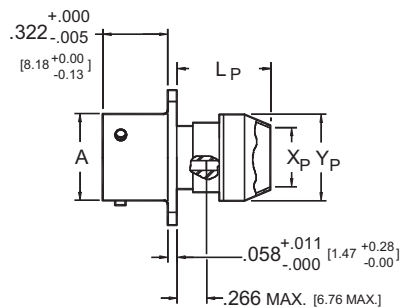
1. DIMENSIONS IN BRACKETS [] ARE IN MILLIMETERS.

SC2001P* IN-LINE RECEPTACLE

SC2001P* Environmental, with potting form

SHELL SIZE	ØA +.001 -.005 [+0.03] [-0.13]	C MAX.	L _P MAX.	S MAX.	ØX _P MIN.	ØY _P MAX.
8	.473 [12.01]	.965 [24.51]	.641 [16.28]	.828 [21.03]	.444 [11.28]	.625 [15.87]
10	.590 [14.99]	1.089 [27.66]	.641 [16.28]	.954 [24.23]	.558 [14.17]	.750 [19.05]
12	.750 [19.05]	1.183 [30.05]	.641 [16.28]	1.047 [26.59]	.683 [17.35]	.875 [22.22]
14	.875 [22.22]	1.277 [32.44]	.641 [16.28]	1.141 [28.98]	.808 [20.52]	1.000 [25.40]
16	1.000 [25.40]	1.371 [34.82]	.641 [16.28]	1.234 [31.34]	.909 [23.09]	1.125 [28.57]
18	1.125 [28.57]	1.465 [37.21]	.641 [16.28]	1.328 [33.73]	1.034 [26.26]	1.250 [31.75]
20	1.250 [31.75]	1.589 [40.36]	.641 [16.28]	1.453 [36.91]	1.159 [29.44]	1.375 [34.92]
22	1.375 [34.92]	1.715 [43.56]	.641 [16.28]	1.578 [40.08]	1.284 [32.61]	1.500 [38.10]
24	1.500 [38.10]	1.838 [46.69]	.703 [17.86]	1.703 [43.26]	1.409 [35.79]	1.625 [41.27]

DIMENSIONS IN BRACKETS [] ARE IN MILLIMETERS.

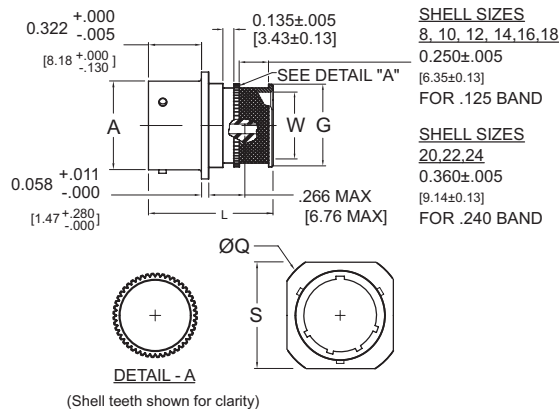


SC2001SV* IN-LINE RECEPTACLE

SC2001SV* Environmental, with integrated backshell

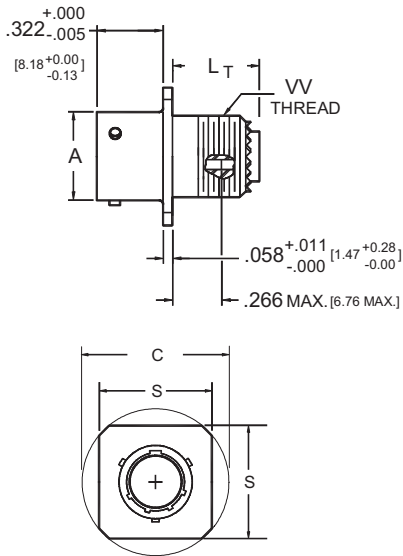
SHELL SIZE	FRONT VIEW		SIDE VIEW			
	Q MAX	S MAX	A +.001 [+0.03] -.005 [-0.13]	G ±.003 [±0.08]	L MAX	W MAX
8	0.965 [24.51]	0.828 [21.03]	0.473 [12.01]	0.435 [11.05]	1.000 [25.40]	0.337 [8.56]
10	1.089 [27.66]	0.954 [24.23]	0.590 [14.99]	0.560 [14.22]	1.000 [25.40]	0.460 [11.68]
12	1.183 [30.05]	1.047 [26.59]	0.750 [19.05]	0.682 [17.32]	1.000 [25.40]	0.569 [14.45]
14	1.277 [32.44]	1.141 [28.98]	0.875 [22.22]	0.807 [20.50]	1.000 [25.40]	0.694 [17.63]
16	1.371 [34.82]	1.234 [31.34]	1.000 [25.40]	0.932 [23.67]	1.000 [25.40]	0.819 [20.80]
18	1.465 [37.21]	1.328 [33.73]	1.125 [28.57]	1.057 [26.85]	1.000 [25.40]	0.919 [23.34]
20	1.589 [40.36]	1.453 [36.91]	1.250 [31.75]	1.182 [30.02]	1.000 [25.40]	1.044 [26.52]
22	1.715 [43.56]	1.578 [40.08]	1.375 [34.92]	1.307 [33.20]	1.000 [25.40]	1.169 [29.69]
24	1.838 [46.69]	1.703 [43.26]	1.500 [38.10]	1.432 [36.37]	1.000 [25.40]	1.294 [32.87]

DIMENSIONS IN BRACKETS [] ARE MILLIMETERS



9B

IN-LINE RECEPTACLE SC2001T*

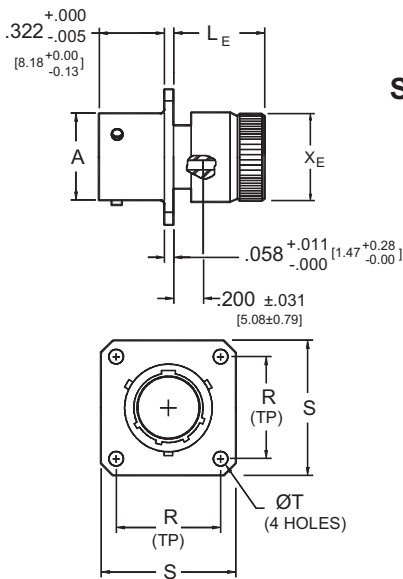


SC2001T* Environmental

SHELL SIZE	ØA +.001 -.005 [+0.03] [-0.13]	C MAX.	L _T MAX.	S MAX.	VV THREAD MODIFIED	
					SIZE CLASS 2A	MODIFIED MAJOR DIAMETER
8	.473 [12.01]	.965 [24.51]	.391 [9.93]	.828 [21.03]	.4375-28 UNEF	.421-.417 [10.69-10.59]
10	.590 [14.99]	1.089 [27.66]	.391 [9.93]	.954 [24.23]	.5625-24 UNEF	.542-.538 [13.77-13.66]
12	.750 [19.05]	1.183 [30.05]	.391 [9.93]	1.047 [26.59]	.6875-24 UNEF	.667-.663 [16.94-16.84]
14	.875 [22.22]	1.277 [32.44]	.391 [9.93]	1.141 [28.98]	.8125-20 UNEF	.791-.787 [20.09-19.99]
16	1.000 [25.40]	1.371 [34.82]	.391 [9.93]	1.234 [31.34]	.9375-20 UNEF	.916-.912 [23.27-23.16]
18	1.125 [28.57]	1.465 [37.21]	.391 [9.93]	1.328 [33.73]	1.0625-18 UNEF	1.034-1.030 [26.26-26.16]
20	1.250 [31.75]	1.589 [40.36]	.391 [9.93]	1.453 [36.91]	1.1875-18 UNEF	1.158-1.154 [29.41-29.31]
22	1.375 [34.92]	1.715 [43.56]	.391 [9.93]	1.578 [40.08]	1.3125-18 UNEF	1.283-1.279 [32.59-32.49]
24	1.500 [38.10]	1.838 [46.69]	.469 [11.91]	1.703 [43.26]	1.4375-18 UNEF	1.408-1.404 [35.76-35.66]

DIMENSIONS IN BRACKETS [] ARE IN MILLIMETERS.

WALL MOUNT RECEPTACLE SC2472E*



SC2472E* Environmental, with grommet nut

SHELL SIZE	ØA +.001 -.005 [+0.03] [-0.13]	L _E MAX.	R T.P.	S MAX.	T +.010 -.005 [+0.25] [-0.13]	ØX _E MAX.
8	.473 [12.01]	.562 [14.27]	.594 [15.09]	.828 [21.03]	.120 [3.05]	.578 [14.68]
10	.590 [14.99]	.562 [14.27]	.719 [18.26]	.954 [24.23]	.120 [3.05]	.703 [17.86]
12	.750 [19.05]	.562 [14.27]	.812 [20.62]	1.047 [26.59]	.120 [3.05]	.828 [21.03]
14	.875 [22.22]	.562 [14.27]	.906 [23.01]	1.141 [28.98]	.120 [3.05]	.953 [24.21]
16	1.000 [25.40]	.562 [14.27]	.969 [24.61]	1.234 [31.34]	.120 [3.05]	1.078 [27.38]
18	1.125 [28.57]	.562 [14.27]	1.062 [26.97]	1.328 [33.73]	.120 [3.05]	1.203 [30.56]
20	1.250 [31.75]	.562 [14.27]	1.156 [29.36]	1.453 [36.91]	.120 [3.05]	1.328 [33.73]
22	1.375 [34.92]	.562 [14.27]	1.250 [31.75]	1.578 [40.08]	.120 [3.05]	1.453 [36.91]
24	1.500 [38.10]	.562 [14.27]	1.375 [34.92]	1.703 [43.26]	.147 [3.73]	1.578 [40.08]

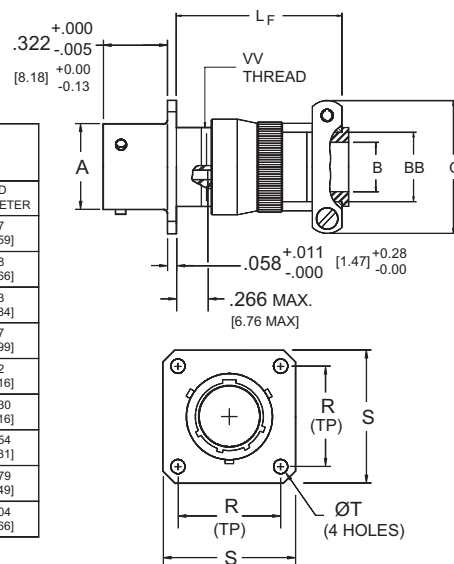
DIMENSIONS IN BRACKETS [] ARE IN MILLIMETERS.

SC2472F* WALL MOUNT RECEPTACLE

SC2472F* Environmental, with strain relief

SHELL SIZE	ØA +0.01 -0.05 [+0.03] [-0.13]	ØB +0.010 -0.025 [+0.25] [-0.64]	ØBB +0.000 -0.011 [+0.00] [-0.28]	G MAX.	L _F ±.125 [±3.18]	R T.P.	S MAX.	T +0.010 -0.005 [+0.25] [-0.13]	VV	
									THREAD MODIFIED	
									SIZE CLASS 2A	MODIFIED MAJOR DIAMETER
8	.473 [12.01]	.125 [3.18]	.250 [6.35]	.829 [21.06]	1.184 [30.07]	.594 [15.09]	.828 [21.03]	.120 [3.05]	4375-28 UNEF	.421-.417 [10.69-10.59]
10	.590 [14.99]	.188 [4.78]	.312 [7.92]	.891 [22.63]	1.184 [30.07]	.719 [18.26]	.954 [24.23]	.120 [3.05]	.5625-24 UNEF	.542-.538 [13.77-13.66]
12	.750 [19.05]	.312 [7.92]	.438 [11.13]	1.016 [25.81]	1.184 [30.07]	.812 [20.62]	1.047 [26.59]	.120 [3.05]	.6875-24 UNEF	.667-.663 [16.94-16.84]
14	.875 [22.22]	.375 [9.52]	.562 [14.27]	1.141 [28.98]	1.434 [36.42]	.906 [23.01]	1.141 [28.98]	.120 [3.05]	.8125-20 UNEF	.791-.787 [20.09-19.99]
16	1.000 [25.40]	.500 [12.70]	.625 [15.88]	1.203 [30.56]	1.434 [36.42]	.969 [24.61]	1.234 [31.34]	.120 [3.05]	.9375-20 UNEF	.916-.912 [23.27-23.16]
18	1.125 [28.57]	.625 [15.88]	.750 [19.05]	1.469 [37.31]	1.434 [36.42]	1.062 [26.97]	1.328 [33.73]	.120 [3.05]	1.0625-18 UNEF	1.034-1.030 [26.26-26.16]
20	1.250 [31.75]	.625 [15.88]	.750 [19.05]	1.469 [37.31]	1.434 [36.42]	1.156 [29.36]	1.453 [36.91]	.120 [3.05]	1.1875-18 UNEF	1.158-1.154 [29.41-29.31]
22	1.375 [34.92]	.750 [19.05]	.938 [23.83]	1.656 [42.06]	1.559 [39.60]	1.250 [31.75]	1.578 [40.08]	.120 [3.05]	1.3125-18 UNEF	1.283-1.279 [32.59-32.49]
24	1.500 [38.10]	.800 [20.32]	1.000 [25.40]	1.750 [44.45]	1.481 [37.62]	1.375 [34.92]	1.703 [43.26]	.147 [3.73]	1.4375-18 UNEF	1.408-1.404 [35.76-35.66]

1. DIMENSIONS IN BRACKETS [] ARE IN MILLIMETERS.

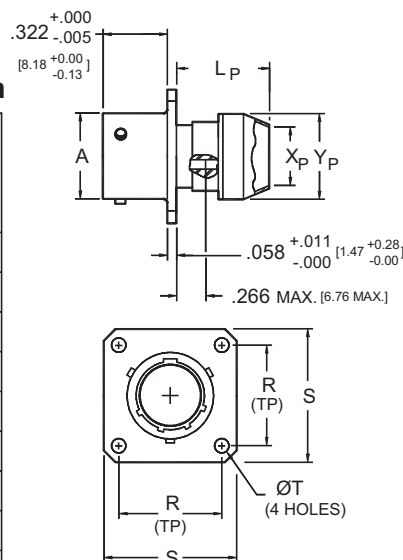


SC2472P* WALL MOUNT RECEPTACLE

SC2472P* Environmental, with potting form

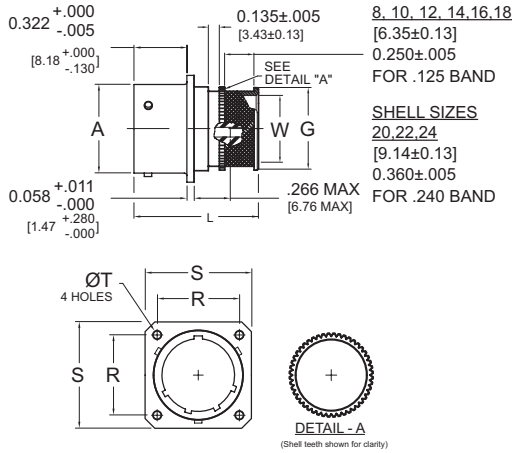
SHELL SIZE	ØA +0.01 -0.05 [+0.03] [-0.13]	L _P MAX.	R T.P.	S MAX.	T +0.010 -0.005 [+0.25] [-0.13]	ØX _P MIN.	ØY _P MAX.
10	.590 [14.99]	.641 [16.28]	.719 [18.26]	.954 [24.23]	.120 [3.05]	.558 [14.17]	.750 [19.05]
12	.750 [19.05]	.641 [16.28]	.812 [20.62]	1.047 [26.59]	.120 [3.05]	.683 [17.35]	.875 [22.22]
14	.875 [22.22]	.641 [16.28]	.906 [23.01]	1.141 [28.98]	.120 [3.05]	.808 [20.52]	1.000 [25.40]
16	1.000 [25.40]	.641 [16.28]	.969 [24.61]	1.234 [31.34]	.120 [3.05]	.909 [23.09]	1.125 [28.57]
18	1.125 [28.57]	.641 [16.28]	1.062 [26.97]	1.328 [33.73]	.120 [3.05]	1.034 [26.26]	1.250 [31.75]
20	1.250 [31.75]	.641 [16.28]	1.156 [29.36]	1.453 [36.91]	.120 [3.05]	1.159 [29.44]	1.375 [34.92]
22	1.375 [34.92]	.641 [16.28]	1.250 [31.75]	1.578 [40.08]	.120 [3.05]	1.284 [32.61]	1.500 [38.10]
24	1.500 [38.10]	.703 [17.86]	1.375 [34.92]	1.703 [43.26]	.147 [3.73]	1.409 [35.79]	1.625 [41.27]

DIMENSIONS IN BRACKETS [] ARE IN MILLIMETERS.



9B

WALL MOUNT RECEPTACLE SC2472SV*

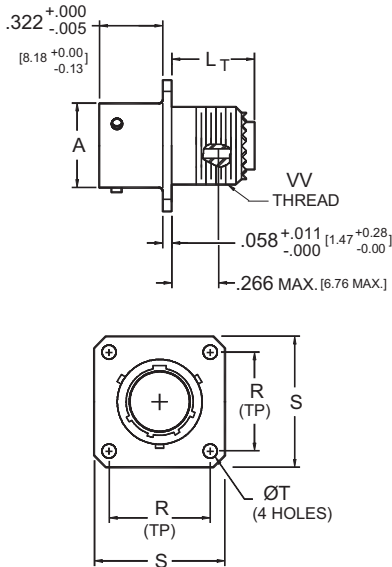


SC2472SV* Environmental, with integrated backshell

SHELL SIZE	FRONT VIEW			SIDE VIEW			
	R T.P	S MAX	T +.010 [+0.25] -.005 [-0.13]	A +.001 [+0.03] -.005 [-0.13]	G ±.003 [±0.08]	L MAX	W MAX
8	0.594 [15.09]	0.828 [21.03]	0.120 [3.05]	0.473 [12.01]	0.435 [11.05]	1.000 [25.40]	0.337 [8.56]
10	0.719 [18.26]	0.954 [24.23]	0.120 [3.05]	0.590 [14.99]	0.560 [14.22]	1.000 [25.40]	0.460 [11.68]
12	0.812 [20.62]	1.047 [26.59]	0.120 [3.05]	0.750 [19.05]	0.682 [17.32]	1.000 [25.40]	0.569 [14.45]
14	0.906 [23.01]	1.141 [28.98]	0.120 [3.05]	0.875 [22.22]	0.807 [20.50]	1.000 [25.40]	0.694 [17.63]
16	0.969 [24.61]	1.234 [31.34]	0.120 [3.05]	1.000 [25.40]	0.932 [23.67]	1.000 [25.40]	0.819 [20.80]
18	1.062 [26.97]	1.328 [33.73]	0.120 [3.05]	1.125 [28.57]	1.057 [26.85]	1.000 [25.40]	0.919 [23.34]
20	1.156 [29.36]	1.453 [36.91]	0.120 [3.05]	1.250 [31.75]	1.182 [30.02]	1.000 [25.40]	1.044 [26.52]
22	1.250 [31.75]	1.578 [40.08]	0.120 [3.05]	1.375 [34.92]	1.307 [33.20]	1.000 [25.40]	1.169 [29.69]
24	1.375 [34.92]	1.703 [43.26]	0.147 [3.73]	1.500 [38.10]	1.432 [36.37]	1.000 [25.40]	1.294 [32.87]

DIMENSIONS IN BRACKETS [] ARE MILLIMETERS

WALL MOUNT RECEPTACLE SC2472T*



SC2472T* Environmental

SHELL SIZE	ØA +.001 -.005 [+0.03] [-0.13]	L _T MAX.	R T.P.	S MAX.	T +.010 -.005 [+0.25] [-0.13]	VV THREAD MODIFIED	
						SIZE CLASS 2A	MODIFIED MAJOR DIAMETER
8	.473 [12.01]	.391 [9.93]	.594 [15.09]	.828 [21.03]	.120 [3.05]	.4375-28 UNEF	.421-.417 [10.69-10.59]
10	.590 [14.99]	.391 [9.93]	.719 [18.26]	.954 [24.23]	.120 [3.05]	.5625-24 UNEF	.542-.538 [13.77-13.66]
12	.750 [19.05]	.391 [9.93]	.812 [20.62]	1.047 [26.59]	.120 [3.05]	.6875-24 UNEF	.667-.663 [16.94-16.84]
14	.875 [22.22]	.391 [9.93]	.906 [23.01]	1.141 [28.98]	.120 [3.05]	.8125-20 UNEF	.791-.787 [20.09-19.99]
16	1.000 [25.40]	.391 [9.93]	.969 [24.61]	1.234 [31.34]	.120 [3.05]	.9375-20 UNEF	.916-.912 [23.27-23.16]
18	1.125 [28.57]	.391 [9.93]	1.062 [26.97]	1.328 [33.73]	.120 [3.05]	1.0625-18 UNEF	1.034-1.030 [26.26-26.16]
20	1.250 [31.75]	.391 [9.93]	1.156 [29.36]	1.453 [36.91]	.120 [3.05]	1.1875-18 UNEF	1.158-1.154 [29.41-29.31]
22	1.375 [34.92]	.391 [9.93]	1.250 [31.75]	1.578 [40.08]	.120 [3.05]	1.3125-18 UNEF	1.283-1.279 [32.59-32.49]
24	1.500 [38.10]	.469 [11.91]	1.375 [34.92]	1.703 [43.26]	.147 [3.73]	1.4375-18 UNEF	1.408-1.404 [35.76-35.66]

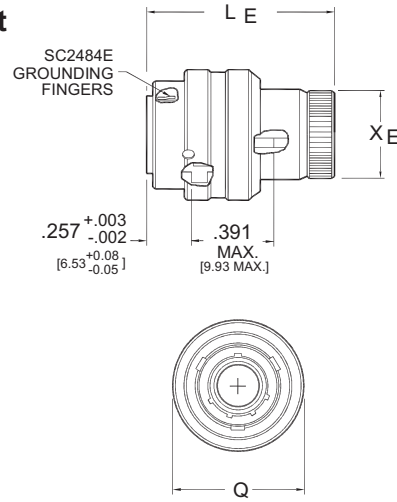
DIMENSIONS IN BRACKETS [] ARE IN MILLIMETERS.

SC2473E* STRAIGHT PLUG SC2484E* STRAIGHT PLUG, EMI GROUNDING

SC2473E*
Environmental, with grommet nut
SC2484E*
Environmental, with grommet nut
& EMI/RFI grounding fingers

SHELL SIZE	L _E MAX.	Q MAX.	ØX _E MAX.
8	.938 [23.83]	.734 [18.64]	.578 [14.68]
10	.938 [23.83]	.844 [21.44]	.703 [17.86]
12	.938 [23.83]	1.016 [25.81]	.828 [21.03]
14	.938 [23.83]	1.141 [28.98]	.953 [24.21]
16	.938 [23.83]	1.265 [32.13]	1.078 [27.38]
18	.938 [23.83]	1.391 [35.33]	1.203 [30.56]
20	.938 [23.83]	1.500 [38.10]	1.328 [33.73]
22	.938 [23.83]	1.625 [41.27]	1.453 [36.91]
24	.938 [23.83]	1.750 [44.45]	1.578 [40.08]

DIMENSIONS IN BRACKETS [] ARE IN MILLIMETERS.

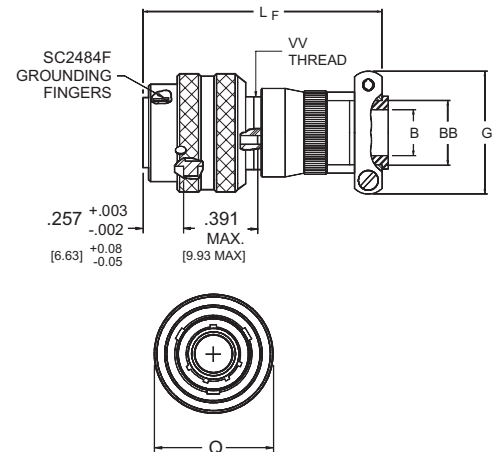


SC2473F* STRAIGHT PLUG SC2484F* STRAIGHT PLUG, EMI GROUNDING

SC2473F* Environmental, with strain relief
SC2484F* Environmental, with strain relief & EMI/RFI grounding fingers

SHELL SIZE	ØB +.010 -.025 [+0.25] [-0.64]	ØBB +.000 -.011 [+0.00] [-0.28]	G MAX.	L _F ± .125 [±3.18]	Q MAX.	VV THREAD MODIFIED	
						SIZE CLASS 2A	MODIFIED MAJOR DIAMETER
8	.125 [3.18]	.250 [6.35]	.829 [21.06]	1.654 [42.01]	.734 [18.64]	.4375-28 UNEF	.421-.417 [10.69-10.59]
10	.188 [4.78]	.312 [7.92]	.891 [22.63]	1.654 [42.01]	.844 [21.44]	.5625-24 UNEF	.542-.538 [13.77-13.66]
12	.312 [7.92]	.438 [11.13]	1.016 [25.81]	1.654 [42.01]	1.016 [25.81]	.6875-24 UNEF	.667-.663 [16.94-16.84]
14	.375 [9.52]	.562 [14.27]	1.141 [28.98]	1.904 [48.36]	1.141 [28.98]	.8125-20 UNEF	.791-.787 [20.09-19.99]
16	.500 [12.70]	.625 [15.88]	1.203 [30.56]	1.904 [48.36]	1.265 [32.13]	.9375-20 UNEF	.916-.912 [23.27-23.16]
18	.625 [15.88]	.750 [19.05]	1.469 [37.31]	1.904 [48.36]	1.391 [35.33]	1.0625-18 UNEF	1.034-1.030 [26.26-26.16]
20	.625 [15.88]	.750 [19.05]	1.469 [37.31]	1.904 [48.36]	1.500 [38.10]	1.1875-18 UNEF	1.158-1.154 [29.41-29.31]
22	.750 [19.05]	.938 [23.83]	1.656 [42.06]	2.029 [51.54]	1.625 [41.27]	1.3125-18 UNEF	1.283-1.279 [32.59-32.49]
24	.800 [20.32]	1.000 [25.40]	1.750 [44.45]	1.951 [49.56]	1.750 [44.45]	1.4375-18 UNEF	1.408-1.404 [35.76-35.66]

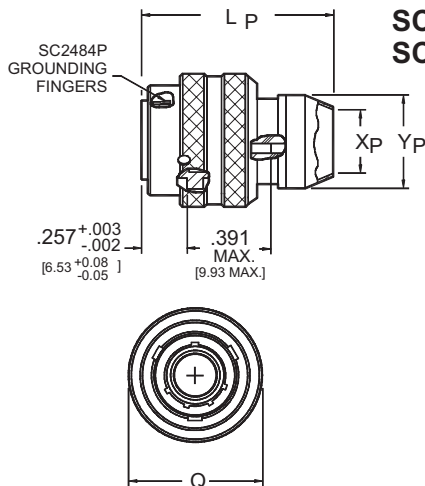
1. DIMENSIONS IN BRACKETS [] ARE IN MILLIMETERS.



9B

STRAIGHT PLUG SC2473P*

STRAIGHT PLUG, EMI GROUNDING SC2484P*



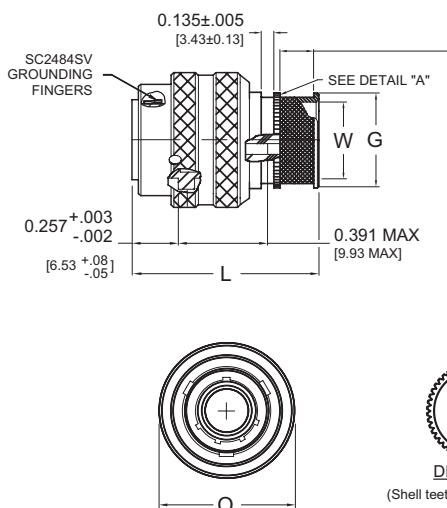
SC2473P* Environmental, with potting form
SC2484P* Environmental, with potting form

SHELL SIZE	L _P MAX.	Q MAX.	ØX _P MIN.	ØY _P MAX.
8	1.000 [25.40]	.734 [18.64]	.444 [11.28]	.625 [15.87]
10	1.000 [25.40]	.844 [21.44]	.558 [14.17]	.750 [19.05]
12	1.000 [25.40]	1.016 [25.81]	.683 [17.35]	.875 [22.22]
14	1.000 [25.40]	1.141 [28.98]	.808 [20.52]	1.000 [25.40]
16	1.000 [25.40]	1.265 [32.13]	.909 [23.09]	1.125 [28.57]
18	1.000 [25.40]	1.391 [35.33]	1.034 [26.26]	1.250 [31.75]
20	1.000 [25.40]	1.500 [38.10]	1.159 [29.44]	1.375 [34.92]
22	1.000 [25.40]	1.625 [41.27]	1.284 [32.61]	1.500 [38.10]
24	1.062 [26.97]	1.750 [44.45]	1.409 [35.79]	1.625 [41.27]

DIMENSIONS IN BRACKETS [] ARE IN MILLIMETERS.

STRAIGHT PLUG SC2473SV*

STRAIGHT PLUG, EMI GROUNDING SC2484SV*



SHELL SIZES
 8, 10, 12, 14, 16, 18
 0.250 ± 0.005
 [6.35 ± 0.13]
 FOR .125 BAND

SHELL SIZES
 20, 22, 24
 0.360 ± 0.005
 [9.14 ± 0.13]
 FOR .240 BAND

SC2473SV* Environmental, with integrated backshell
SC2484SV* Environmental, with integrated backshell
 & EMI/RFI grounding fingers

SHELL SIZE	FRONT VIEW	SIDE VIEW		
	Q MAX	G MAX	L MAX	W MAX
8	0.734 [18.64]	0.435 [11.05]	1.275 [32.39]	0.337 [8.56]
10	0.844 [21.44]	0.560 [14.22]	1.275 [32.39]	0.460 [11.68]
12	1.016 [25.81]	0.682 [17.32]	1.275 [32.39]	0.569 [14.45]
14	1.141 [28.98]	0.807 [20.50]	1.275 [32.39]	0.694 [17.63]
16	1.265 [32.13]	0.932 [23.67]	1.275 [32.39]	0.819 [20.80]
18	1.391 [35.33]	1.057 [26.85]	1.275 [32.39]	0.919 [23.34]
20	1.500 [38.10]	1.182 [30.02]	1.375 [34.93]	1.044 [26.52]
22	1.625 [41.27]	1.307 [33.20]	1.375 [34.93]	1.169 [29.69]
24	1.750 [44.45]	1.432 [36.37]	1.375 [34.93]	1.294 [32.87]

DIMENSIONS IN BRACKETS [] ARE MILLIMETERS

SC2473T* STRAIGHT PLUG

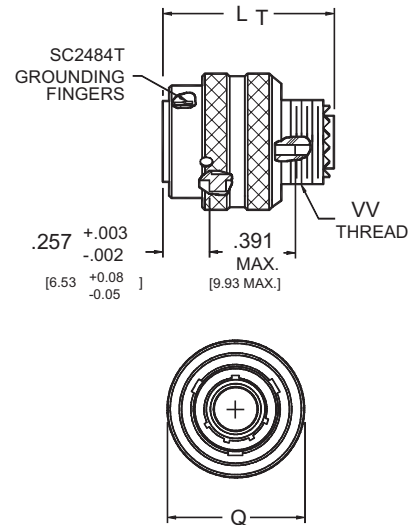
SC2484T* STRAIGHT PLUG , EMI GROUNDING

SC2473T* Environmental

SC2484T* Environmental, with EMI/RFI grounding fingers

SHELL SIZE	L _T MAX.	Q MAX.	VV THREAD MODIFIED	
			SIZE CLASS 2A	MODIFIED MAJOR DIAMETER
8	.891 [22.63]	.734 [18.64]	.4375-28 UNEF	.421-.417 [10.69-10.59]
10	.891 [22.63]	.844 [21.44]	.5625-24 UNEF	.542-.538 [13.77-13.66]
12	.891 [22.63]	1.016 [25.81]	.6875-24 UNEF	.667-.663 [16.94-16.84]
14	.891 [22.63]	1.141 [28.98]	.8125-20 UNEF	.791-.787 [20.09-19.99]
16	.891 [22.63]	1.265 [32.13]	.9375-20 UNEF	.916-.912 [23.27-23.16]
18	.891 [22.63]	1.391 [35.33]	1.0625-18 UNEF	1.034-1.030 [26.26-26.16]
20	.891 [22.63]	1.500 [38.10]	1.1875-18 UNEF	1.158-1.154 [29.41-29.31]
22	.891 [22.63]	1.625 [41.27]	1.3125-18 UNEF	1.283-1.279 [32.59-32.49]
24	.891 [22.63]	1.750 [44.45]	1.4375-18 UNEF	1.408-1.404 [35.76-35.66]

DIMENSIONS IN BRACKETS [] ARE IN MILLIMETERS.

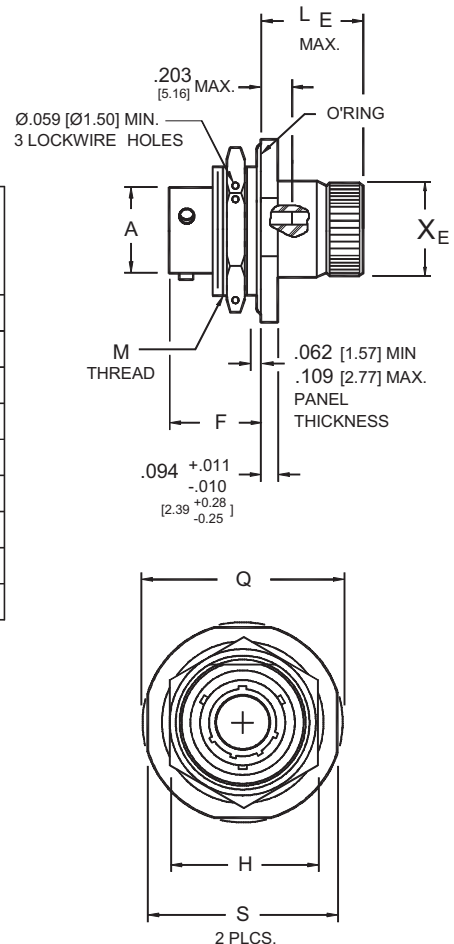


SC2474E* JAM NUT RECEPTACLE

SC2474E* Environmental, with grommet nut

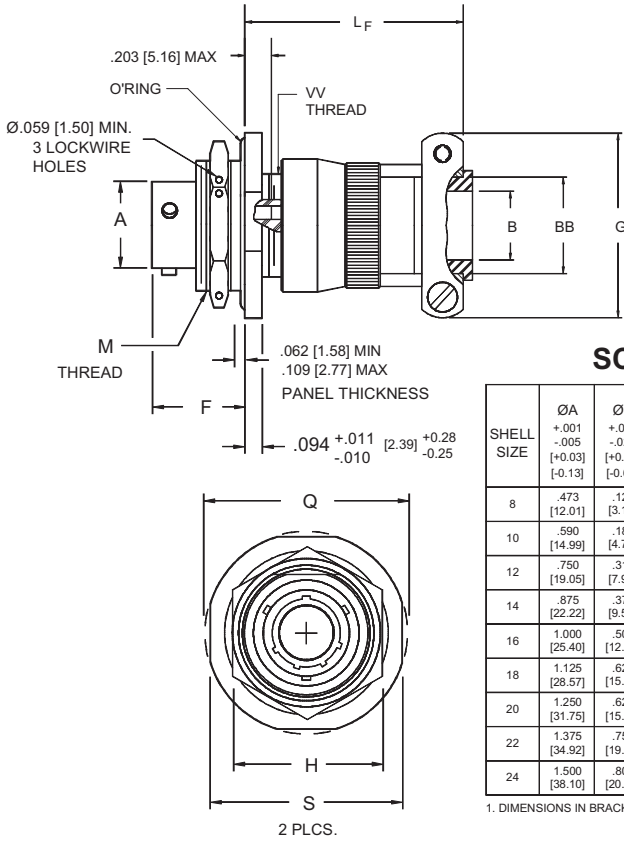
SHELL SIZE	ØA +.001, -.005 [+0.03, -0.13]	F ±.005 [±0.13]	H +.017, -.016 [+0.43, -0.41]	L _E MAX.	M THREAD CLASS 2A	Q ±.016 [±0.41]	S ±.016 [±0.41]	ØX _E MAX.
10	.590 [14.99]	.438 [11.13]	1.188 [30.18]	.516 [13.11]	1.0000-20 UNEF	1.515 [38.48]	1.375 [34.92]	.703 [17.86]
12	.750 [19.05]	.438 [11.13]	1.312 [33.32]	.516 [13.11]	1.1250-18 UNEF	1.640 [41.66]	1.500 [38.10]	.828 [21.03]
14	.875 [22.22]	.438 [11.13]	1.438 [36.53]	.516 [13.11]	1.2500-18 UNEF	1.765 [44.83]	1.625 [41.27]	.953 [24.21]
16	1.000 [25.40]	.438 [11.13]	1.562 [39.67]	.516 [13.11]	1.3750-18 UNEF	1.953 [49.61]	1.781 [45.24]	1.078 [27.38]
18	1.125 [28.57]	.438 [11.13]	1.688 [42.88]	.516 [13.11]	1.5000-18 UNEF	2.031 [51.59]	1.890 [48.01]	1.203 [30.56]
20	1.250 [31.75]	.464 [11.79]	1.812 [46.02]	.484 [12.29]	1.6250-18 UNEF	2.156 [54.76]	2.016 [51.21]	1.328 [33.73]
22	1.375 [34.92]	.464 [11.79]	2.000 [50.80]	.484 [12.29]	1.7500-18 UNS	2.280 [57.91]	2.140 [54.36]	1.453 [36.91]
24	1.500 [38.10]	.464 [11.79]	2.125 [53.97]	.484 [12.29]	1.8750-16 UN	2.405 [61.09]	2.265 [57.53]	1.578 [40.08]

DIMENSIONS IN BRACKETS [] ARE IN MILLIMETERS.



9B

JAM NUT RECEPTACLE SC2474F*

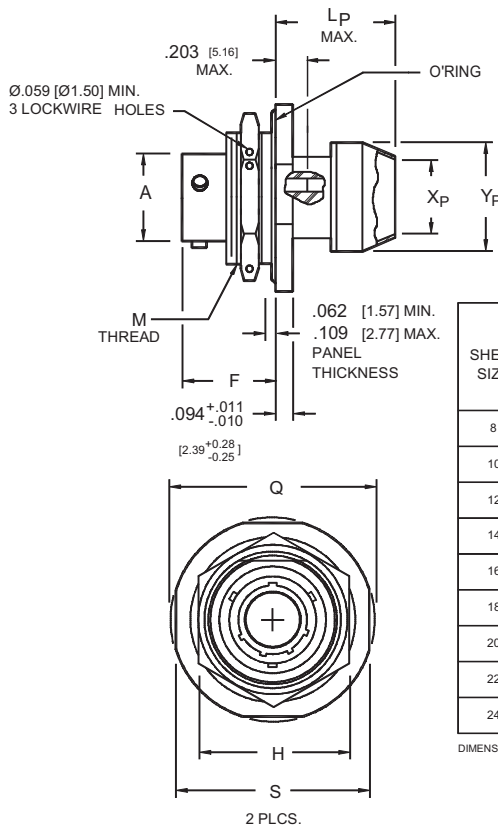


SC2474F* Environmental, with strain relief

SHELL SIZE	ØA +0.01 -0.05 [+0.03] [-0.13]	ØB +0.10 -0.25 [+0.25] [-0.64]	ØBB +0.00 -0.11 [+0.00] [-0.28]	F ±.005 [±0.13]	G MAX.	H +0.017 -0.16 [+0.43] [-0.41]	L _F ±.125 [±3.18]	M THREAD CLASS 2A	Q ±.016 [±0.41]	S ±.016 [±0.41]	VV THREAD MODIFIED	
											SIZE CLASS 2A	MODIFIED MAJOR DIAMETER
8	.473 [12.01]	.125 [3.18]	.250 [6.35]	.438 [11.13]	.829 [21.06]	1.062 [26.97]	1.184 [30.07]	.8750-20 UNEF	1.390 [35.31]	1.250 [31.75]	.4375-28 UNEF	.421-.417 [10.69-10.59]
10	.590 [14.99]	.188 [4.78]	.312 [7.92]	.438 [11.13]	.891 [22.63]	1.188 [30.18]	1.184 [30.07]	1.0000-20 UNEF	1.515 [38.48]	1.375 [34.92]	.5625-24 UNEF	.542-.538 [13.77-13.66]
12	.750 [19.05]	.312 [7.92]	.438 [11.13]	.438 [11.13]	1.016 [25.81]	1.312 [33.32]	1.184 [30.07]	1.1250-18 UNEF	1.640 [41.66]	1.500 [38.10]	.6875-24 UNEF	.667-.663 [16.94-16.84]
14	.875 [22.22]	.375 [9.52]	.562 [14.27]	.438 [11.13]	1.141 [28.98]	1.438 [36.53]	1.434 [36.42]	1.2500-18 UNEF	1.765 [44.83]	1.625 [41.27]	.8125-20 UNEF	.791-.787 [20.09-19.99]
16	1.000 [25.40]	.500 [12.70]	.625 [15.88]	.438 [11.13]	1.203 [30.56]	1.562 [39.67]	1.434 [36.42]	1.3750-18 UNEF	1.953 [49.61]	1.781 [45.24]	.9375-20 UNEF	.916-.912 [23.27-23.16]
18	1.125 [28.57]	.625 [15.88]	.750 [19.05]	.438 [11.13]	1.469 [37.31]	1.688 [42.88]	1.434 [36.42]	1.5000-18 UNEF	2.031 [51.59]	1.890 [48.01]	1.0625-18 UNEF	1.034-1.030 [26.26-26.16]
20	1.250 [31.75]	.625 [15.88]	.750 [19.05]	.464 [11.79]	1.469 [37.31]	1.812 [46.02]	1.434 [36.42]	1.6250-18 UNEF	2.156 [54.76]	2.016 [51.21]	1.1875-18 UNEF	1.158-1.154 [29.41-29.31]
22	1.375 [34.92]	.750 [19.05]	.938 [23.83]	.464 [11.79]	1.656 [42.06]	2.000 [50.80]	1.559 [39.60]	1.7500-18 UNS	2.280 [57.91]	2.140 [54.36]	1.3125-18 UNEF	1.283-1.279 [32.59-32.49]
24	1.500 [38.10]	.800 [20.32]	1.000 [25.40]	.464 [11.79]	1.750 [44.45]	2.125 [53.97]	1.481 [37.62]	1.8750-16 UN	2.405 [61.09]	2.265 [57.53]	1.4375-18 UNEF	1.408-1.404 [35.76-35.66]

1. DIMENSIONS IN BRACKETS [] ARE IN MILLIMETERS.

JAM NUT RECEPTACLE SC2474P*



SC2474P* Environmental, with potting form

SHELL SIZE	ØA +0.01 -0.05 [+0.03] [-0.13]	F ±.005 [±0.13]	H +0.017 -0.16 [+0.43] [-0.41]	L _P MAX.	M THREAD CLASS 2A	Q ±.016 [±0.41]	S ±.016 [±0.41]	ØX _P ØY _P	
								MIN.	MAX.
8	.473 [12.01]	.438 [11.13]	1.062 [26.97]	.578 [14.68]	.8750-20 UNEF	1.390 [35.31]	1.250 [31.75]	.444 [11.28]	.625 [15.87]
10	.590 [14.99]	.438 [11.13]	1.188 [30.18]	.578 [14.68]	1.0000-20 UNEF	1.515 [38.48]	1.375 [34.92]	.558 [14.17]	.750 [19.05]
12	.750 [19.05]	.438 [11.13]	1.312 [33.32]	.578 [14.68]	1.1250-18 UNEF	1.640 [41.66]	1.500 [38.10]	.683 [17.35]	.875 [22.22]
14	.875 [22.22]	.438 [11.13]	1.438 [36.53]	.578 [14.68]	1.2500-18 UNEF	1.765 [44.83]	1.625 [41.27]	.808 [20.52]	1.000 [25.40]
16	1.000 [25.40]	.438 [11.13]	1.562 [39.67]	.578 [14.68]	1.3750-18 UNEF	1.953 [49.61]	1.781 [45.24]	.909 [23.09]	1.125 [28.57]
18	1.125 [28.57]	.438 [11.13]	1.688 [42.88]	.578 [14.68]	1.5000-18 UNEF	2.031 [51.59]	1.890 [48.01]	1.034 [26.26]	1.250 [31.75]
20	1.250 [31.75]	.464 [11.79]	1.812 [46.02]	.547 [13.89]	1.6250-18 UNEF	2.156 [54.76]	2.016 [51.21]	1.159 [29.44]	1.375 [34.92]
22	1.375 [34.92]	.464 [11.79]	2.000 [50.80]	.547 [13.89]	1.7500-18 UNS	2.280 [57.91]	2.140 [54.36]	1.284 [32.61]	1.500 [38.10]
24	1.500 [38.10]	.464 [11.79]	2.125 [53.97]	.516 [13.11]	1.8750-16 UN	2.405 [61.09]	2.265 [57.53]	1.409 [35.79]	1.625 [41.27]

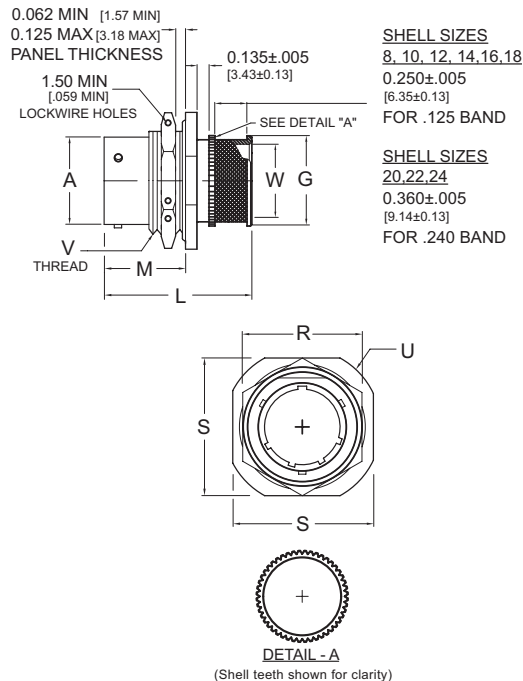
DIMENSIONS IN BRACKETS [] ARE IN MILLIMETERS.

SC2474SV* JAM NUT RECEPTACLE

SC2474SV* Environmental, with integrated backshell

SHELL SIZE	FRONT VIEW			SIDE VIEW					
	R +0.017 [+0.43] -0.016 [-0.41]	S MAX	U ±016 [±0.41]	A +0.001 [+0.03] -0.005 [-0.13]	G ±003 [±0.08]	L MAX	M ±005 [±0.13]	W MAX	V THREADS
8	1.062 [26.97]	1.250 [31.75]	1.390 [35.31]	0.473 [12.01]	0.435 [11.05]	1.100 [27.94]	0.438 [11.13]	0.337 [8.56]	.8750-20 UNEF
10	1.188 [30.18]	1.375 [34.92]	1.515 [38.48]	0.590 [14.99]	0.560 [14.22]	1.100 [27.94]	0.438 [11.13]	0.460 [11.68]	1.000-20 UNEF
12	1.312 [33.32]	1.500 [38.10]	1.640 [41.66]	0.750 [19.05]	0.682 [17.32]	1.100 [27.94]	0.438 [11.13]	0.569 [14.45]	1.125-18 UNEF
14	1.438 [36.53]	1.625 [41.27]	1.765 [44.83]	0.875 [22.22]	0.807 [20.50]	1.100 [27.94]	0.438 [11.13]	0.694 [17.63]	1.250-18 UNEF
16	1.562 [39.67]	1.781 [45.24]	1.953 [49.61]	1.000 [25.40]	0.932 [23.67]	1.100 [27.94]	0.438 [11.13]	0.819 [20.80]	1.375-18 UNEF
18	1.688 [42.88]	1.890 [48.01]	2.031 [51.59]	1.125 [28.57]	1.057 [26.85]	1.100 [27.94]	0.438 [11.13]	0.919 [23.34]	1.500-18 UNEF
20	1.812 [46.02]	2.016 [51.21]	2.156 [54.76]	1.250 [31.75]	1.182 [30.02]	1.200 [30.48]	0.464 [11.79]	1.044 [26.52]	1.625-18 UNEF
22	2.000 [50.80]	2.140 [54.36]	2.280 [57.91]	1.375 [34.92]	1.307 [33.20]	1.200 [30.48]	0.464 [11.79]	1.169 [29.69]	1.750-18 UNS
24	2.125 [53.97]	2.265 [57.53]	2.405 [61.09]	1.500 [38.10]	1.432 [36.37]	1.200 [30.48]	0.464 [11.79]	1.294 [32.87]	1.8750-16 UN

DIMENSIONS IN BRACKETS [] ARE MILLIMETERS

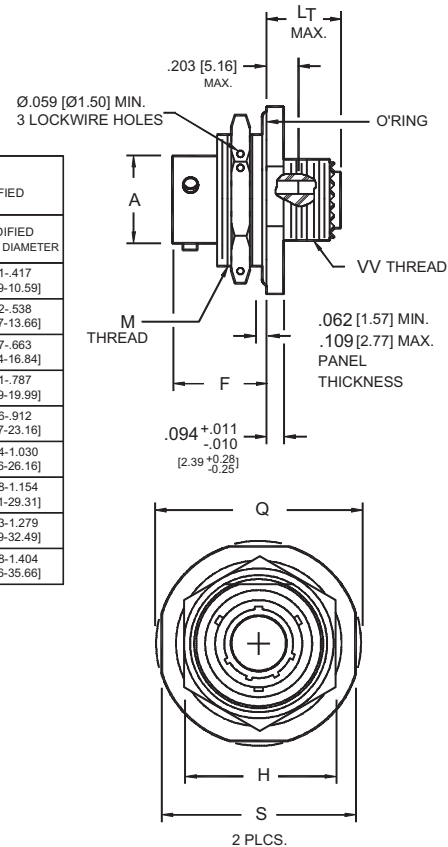


SC2474T* JAM NUT RECEPTACLE

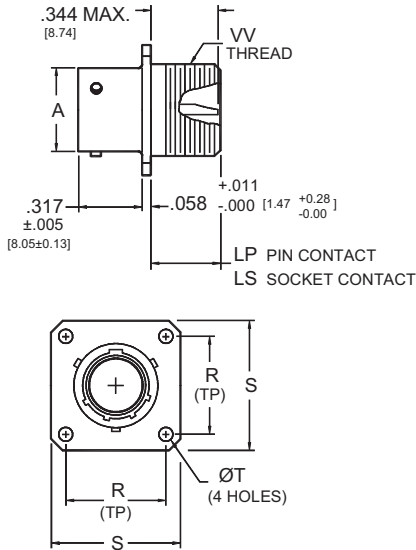
SC2474T* Environmental

SHELL SIZE	ØA +0.001 -0.005 [+0.03] [-0.13]	F ±0.005 [±0.13]	H +0.017 -0.016 [+0.43] [-0.41]	L _T MAX.	M THREAD CLASS 2A	Q ±0.016 [±0.41]	S ±0.016 [±0.41]	VV THREAD MODIFIED	
								SIZE CLASS 2A	MODIFIED MAJOR DIAMETER
8	.473 [12.01]	.438 [11.13]	1.062 [26.97]	.344 [8.74]	.8750-20 UNEF	1.390 [35.31]	1.250 [31.75]	.4375-28 UNEF	.421-.417 [10.69-10.59]
10	.590 [14.99]	.438 [11.13]	1.188 [30.18]	.344 [8.74]	1.0000-20 UNEF	1.515 [38.48]	1.375 [34.92]	.5625-24 UNEF	.542-.538 [13.77-13.66]
12	.750 [19.05]	.438 [11.13]	1.312 [33.32]	.344 [8.74]	1.1250-18 UNEF	1.640 [41.66]	1.500 [38.10]	.6875-24 UNEF	.667-.663 [16.94-16.84]
14	.875 [22.22]	.438 [11.13]	1.438 [36.53]	.344 [8.74]	1.2500-18 UNEF	1.765 [44.83]	1.625 [41.27]	.8125-20 UNEF	.791-.787 [20.09-19.99]
16	1.000 [25.40]	.438 [11.13]	1.562 [39.67]	.344 [8.74]	1.3750-18 UNEF	1.953 [49.61]	1.781 [45.24]	.9375-20 UNEF	.916-.912 [23.27-23.16]
18	1.125 [28.57]	.438 [11.13]	1.688 [42.88]	.344 [8.74]	1.5000-18 UNEF	2.031 [51.59]	1.890 [48.01]	1.0625-18 UNEF	1.034-1.030 [26.26-26.16]
20	1.250 [31.75]	.464 [11.79]	1.812 [46.02]	.312 [7.92]	1.6250-18 UNEF	2.156 [54.76]	2.016 [51.21]	1.1875-18 UNEF	1.158-1.154 [29.41-29.31]
22	1.375 [34.92]	.464 [11.79]	2.000 [50.80]	.312 [7.92]	1.7500-18 UNS	2.280 [57.91]	2.140 [54.36]	1.3125-18 UNEF	1.283-1.279 [32.59-32.49]
24	1.500 [38.10]	.464 [11.79]	2.125 [53.97]	.375 [9.52]	1.8750-16 UN	2.405 [61.09]	2.265 [57.53]	1.4375-18 UNEF	1.408-1.404 [35.76-35.66]

DIMENSIONS IN BRACKETS [] ARE IN MILLIMETERS.



WALL MOUNT HERMETIC RECEPTACLE SC2475Y*

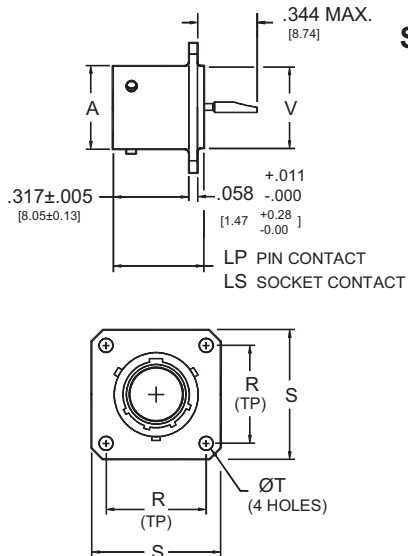


SC2475Y* Hermetic, with solder cup contacts

SHELL SIZE	ØA +.001 -.005 [+0.03] [-0.13]	LP MAX.	LS MAX.	R T.P.	S MAX.	T +.010 -.005 [+0.25] [-0.13]	VV THREAD CLASS 2A
8	.473 [12.01]	.250 [6.35]	.375 [9.52]	.594 [15.09]	.828 [21.03]	.120 [3.05]	.5625-24 UNEF
10	.590 [14.99]	.250 [6.35]	.375 [9.52]	.719 [18.26]	.954 [24.23]	.120 [3.05]	.6875-24 UNEF
12	.750 [19.05]	.250 [6.35]	.375 [9.52]	.812 [20.62]	1.047 [26.59]	.120 [3.05]	.8125-20 UNEF
14	.875 [22.22]	.250 [6.35]	.375 [9.52]	.906 [23.01]	1.141 [28.98]	.120 [3.05]	.9375-20 UNEF
16	1.000 [25.40]	.250 [6.35]	.375 [9.52]	.969 [24.61]	1.234 [31.34]	.120 [3.05]	1.0625-18 UNEF
18	1.125 [28.57]	.250 [6.35]	.375 [9.52]	1.062 [26.97]	1.328 [33.73]	.120 [3.05]	1.1875-18 UNEF
20	1.250 [31.75]	.250 [6.35]	.375 [9.52]	1.156 [29.36]	1.453 [36.91]	.120 [3.05]	1.3125-18 UNEF
22	1.375 [34.92]	.375 [9.52]	.406 [10.31]	1.250 [31.75]	1.578 [40.08]	.120 [3.05]	1.4375-18 UNEF
24	1.500 [38.10]	.375 [9.52]	.406 [10.31]	1.375 [34.92]	1.703 [43.26]	.147 [3.73]	1.5625-18 UNEF

DIMENSIONS IN BRACKETS [] ARE IN MILLIMETERS.

BOX MOUNT HERMETIC RECEPTACLE SC2476Y*



SC2476Y* Hermetic, with solder cup contacts

SHELL SIZE	ØA +.001 -.005 [+0.03] [-0.13]	R T.P.	S MAX.	T +.010 -.005 [+0.25] [-0.13]	V +.001 -.005 [+0.03] [-0.13]	LP MAX. PIN INSERT	LS MAX. SOCKET INSERT
8	.473 [12.01]	.594 [15.09]	.828 [21.03]	.120 [3.05]	.562 [14.27]	.453 [11.51]	.562 [14.27]
10	.590 [14.99]	.719 [18.26]	.954 [24.23]	.120 [3.05]	.672 [17.07]	.453 [11.51]	.562 [14.27]
12	.750 [19.05]	.812 [20.62]	1.047 [26.59]	.120 [3.05]	.781 [19.84]	.453 [11.51]	.562 [14.27]
14	.875 [22.22]	.906 [23.01]	1.141 [28.98]	.120 [3.05]	.906 [23.01]	.453 [11.51]	.562 [14.27]
16	1.000 [25.40]	.969 [24.61]	1.234 [31.34]	.120 [3.05]	1.031 [26.19]	.453 [11.51]	.562 [14.27]
18	1.125 [28.57]	1.062 [26.97]	1.328 [33.73]	.120 [3.05]	1.156 [29.36]	.453 [11.51]	.562 [14.27]
20	1.250 [31.75]	1.156 [29.36]	1.453 [36.91]	.120 [3.05]	1.250 [31.75]	.453 [11.51]	.562 [14.27]
22	1.375 [34.92]	1.250 [31.75]	1.578 [40.08]	.120 [3.05]	1.375 [34.92]	.453 [11.51]	.562 [14.27]
24	1.500 [38.10]	1.375 [34.92]	1.703 [43.26]	.147 [3.73]	1.500 [38.10]	.484 [12.29]	.594 [15.09]

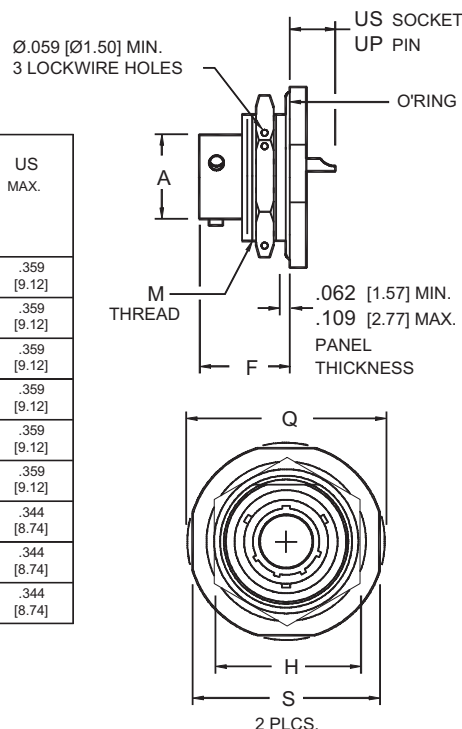
DIMENSIONS IN BRACKETS [] ARE IN MILLIMETERS.

SC2477Y* JAM NUT HERMETIC RECEPTACLE

SC2477Y* Hermetic, with solder cup contacts

SHELL SIZE	ØA +.001 -.005 [+0.03] [-0.13]	F ±.005 [±0.13]	H +.017 -.016 [+0.43] [-0.41]	M THREAD CLASS 2A	Q ±.016 [±0.41]	S ±.016 [±0.41]	UP MAX.	US MAX.
8	.473 [12.01]	.438 [11.13]	1.062 [26.97]	.8750-20 UNEF	1.375 [34.92]	1.250 [31.75]	.281 [7.14]	.359 [9.12]
10	.590 [14.99]	.438 [11.13]	1.188 [30.18]	1.0000-20 UNEF	1.500 [38.10]	1.375 [34.92]	.281 [7.14]	.359 [9.12]
12	.750 [19.05]	.438 [11.13]	1.312 [33.32]	1.1250-18 UNEF	1.625 [41.27]	1.500 [38.10]	.281 [7.14]	.359 [9.12]
14	.875 [22.22]	.438 [11.13]	1.438 [36.53]	1.2500-18 UNEF	1.750 [44.45]	1.625 [41.27]	.281 [7.14]	.359 [9.12]
16	1.000 [25.40]	.438 [11.13]	1.562 [39.67]	1.3750-18 UNEF	1.938 [49.23]	1.781 [45.24]	.281 [7.14]	.359 [9.12]
18	1.125 [28.57]	.438 [11.13]	1.688 [42.88]	1.5000-18 UNEF	2.016 [51.21]	1.890 [48.01]	.281 [7.14]	.359 [9.12]
20	1.250 [31.75]	.464 [11.79]	1.812 [46.02]	1.6250-18 UNEF	2.141 [54.38]	2.016 [51.21]	.250 [6.35]	.344 [8.74]
22	1.375 [34.92]	.464 [11.79]	2.000 [50.80]	1.7500-18 UNS	2.265 [57.53]	2.140 [54.36]	.250 [6.35]	.344 [8.74]
24	1.500 [38.10]	.464 [11.79]	2.125 [53.97]	1.8750-16 UN	2.390 [60.71]	2.265 [57.53]	.250 [6.35]	.344 [8.74]

DIMENSIONS IN BRACKETS [] ARE IN MILLIMETERS.

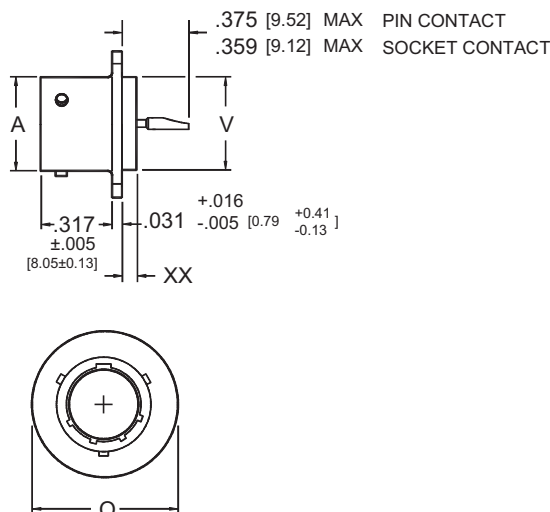


SC2478Y* SOLDER MOUNT HERMETIC RECEPTACLE

SC2478Y* Hermetic, with solder cup contacts

SHELL SIZE	ØA +.001 -.005 [+0.03] [-0.13]	ØQ +.011 -.010 [+0.28] [-0.25]	V +.001 -.005 [+0.03] [-0.13]	XX MAX.
8	.473 [12.01]	.687 [17.45]	.562 [14.27]	.125 [3.17]
10	.590 [14.99]	.797 [20.24]	.672 [17.07]	.125 [3.17]
12	.750 [19.05]	.906 [23.01]	.781 [19.84]	.125 [3.17]
14	.875 [22.22]	1.031 [26.19]	.906 [23.01]	.125 [3.17]
16	1.000 [25.40]	1.156 [29.36]	1.031 [26.19]	.125 [3.17]
18	1.125 [28.57]	1.281 [32.54]	1.156 [29.36]	.125 [3.17]
20	1.250 [31.75]	1.375 [34.92]	1.250 [31.75]	.125 [3.17]
22	1.375 [34.92]	1.500 [38.10]	1.375 [34.92]	.156 [3.96]
24	1.500 [38.10]	1.625 [41.27]	1.500 [38.10]	.156 [3.96]

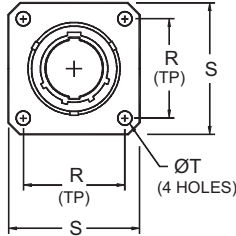
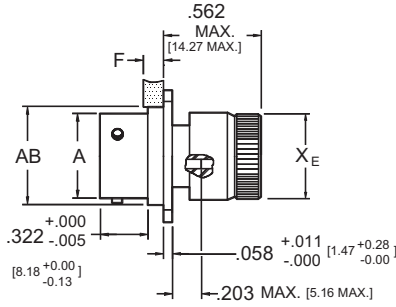
DIMENSIONS IN BRACKETS [] ARE IN MILLIMETERS.



9B

WALL MOUNT RECEPTACLE SC2497E*

REAR PANEL MOUNTING



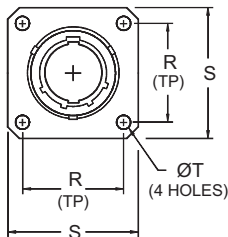
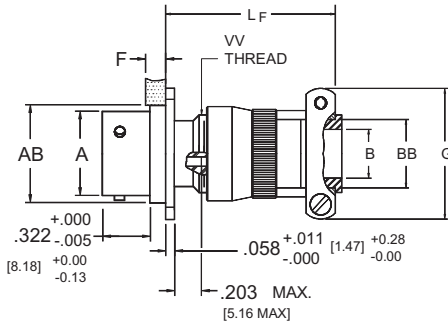
SC2497E* Environmental, with grommet nut

SHELL SIZE	ØA +.001 -.005 [+0.03] [-0.13]	ØAB MAX.	F MAX. PANEL THICKNESS	R T.P.	S MAX.	T +.010 -.005 [+0.25] [-0.13]	ØX _E MAX.
8	.473 [12.01]	.547 [13.89]	.146 [3.71]	.594 [15.09]	.828 [21.03]	.120 [3.05]	.578 [14.68]
10	.590 [14.99]	.672 [17.07]	.146 [3.71]	.719 [18.26]	.954 [24.23]	.120 [3.05]	.703 [17.86]
12	.750 [19.05]	.844 [21.44]	.146 [3.71]	.812 [20.62]	1.047 [26.59]	.120 [3.05]	.828 [21.03]
14	.875 [22.22]	.969 [24.61]	.146 [3.71]	.906 [23.01]	1.141 [28.98]	.120 [3.05]	.953 [24.21]
16	1.000 [25.40]	1.094 [27.79]	.146 [3.71]	.969 [24.61]	1.234 [31.34]	.120 [3.05]	1.078 [27.38]
18	1.125 [28.57]	1.219 [30.96]	.146 [3.71]	1.062 [26.97]	1.328 [33.73]	.120 [3.05]	1.203 [30.56]
20	1.250 [31.75]	1.344 [34.14]	.168 [4.27]	1.156 [29.36]	1.453 [36.91]	.120 [3.05]	1.328 [33.73]
22	1.375 [34.92]	1.469 [37.31]	.168 [4.27]	1.250 [31.75]	1.578 [40.08]	.120 [3.05]	1.453 [36.91]
24	1.500 [38.10]	1.594 [40.49]	.168 [4.27]	1.375 [34.92]	1.703 [43.26]	.147 [3.73]	1.578 [40.08]

DIMENSIONS IN BRACKETS [] ARE IN MILLIMETERS.

WALL MOUNT RECEPTACLE SC2497F*

REAR PANEL MOUNTING



SC2497F* Environmental, with strain relief

SHELL SIZE	ØA +.001 -.005 [+0.03] [-0.13]	ØAB MAX.	ØB +.010 -.025 [+0.25] [-0.64]	ØBB +.000 -.011 [+0.00] [-0.28]	F MAX. PANEL THICKNESS	G MAX.	L _F ±.125 [±3.18]	R T.P.	S MAX.	T +.010 -.005 [+0.25] [-0.13]	VV THREAD CLASS 2A (PLATED)
8	.473 [12.01]	.547 [13.89]	.125 [3.18]	.250 [6.35]	.146 [3.71]	.829 [21.06]	1.184 [30.07]	.594 [15.09]	.828 [21.03]	.120 [3.05]	.4375-28 UNEF
10	.590 [14.99]	.672 [17.07]	.188 [4.78]	.312 [7.92]	.146 [3.71]	.891 [22.63]	1.184 [30.07]	.719 [18.26]	.954 [24.23]	.120 [3.05]	.5625-24 UNEF
12	.750 [19.05]	.844 [21.44]	.312 [7.92]	.438 [11.13]	.146 [3.71]	1.016 [25.81]	1.184 [30.07]	.812 [20.62]	1.047 [26.59]	.120 [3.05]	.6875-24 UNEF
14	.875 [22.22]	.969 [24.61]	.375 [9.52]	.562 [14.27]	.146 [3.71]	1.141 [28.98]	1.434 [36.42]	.906 [23.01]	1.141 [28.98]	.120 [3.05]	.8125-20 UNEF
16	1.000 [25.40]	1.094 [27.79]	.500 [12.70]	.625 [15.88]	.146 [3.71]	1.203 [30.56]	1.434 [36.42]	.969 [24.61]	1.234 [31.34]	.120 [3.05]	.9375-20 UNEF
18	1.125 [28.57]	1.219 [30.96]	.625 [15.88]	.750 [19.05]	.146 [3.71]	1.469 [37.31]	1.434 [36.42]	1.062 [26.97]	1.328 [33.73]	.120 [3.05]	1.0625-18 UNEF
20	1.250 [31.75]	1.344 [34.14]	.625 [15.88]	.750 [19.05]	.168 [4.27]	1.469 [37.31]	1.434 [36.42]	1.156 [29.36]	1.453 [36.91]	.120 [3.05]	1.1875-18 UNEF
22	1.375 [34.92]	1.469 [37.31]	.750 [19.05]	.938 [23.83]	.168 [4.27]	1.656 [42.06]	1.559 [39.60]	1.250 [31.75]	1.578 [40.08]	.120 [3.05]	1.3125-18 UNEF
24	1.500 [38.10]	1.594 [40.49]	.800 [20.32]	1.000 [25.40]	.168 [4.27]	1.750 [44.45]	1.481 [37.62]	1.375 [34.92]	1.703 [43.26]	.147 [3.73]	1.4375-18 UNEF

1. DIMENSIONS IN BRACKETS [] ARE IN MILLIMETERS.

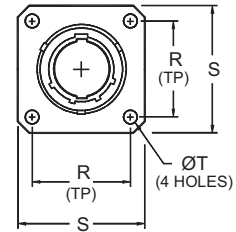
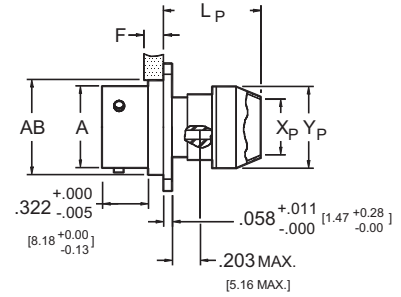
SC2497P* WALL MOUNT RECEPTACLE

REAR PANEL MOUNTING

SC2497P* Environmental, with potting form

SHELL SIZE	ØA +0.01 -0.05 [+0.03] [-0.13]	ØAB MAX.	F MAX. PANEL THICKNESS	L _P MAX.	R T.P.	S MAX.	T +0.10 -0.05 [+0.25] [-0.13]	ØX _P MIN.	ØY _P MAX.
8	.473 [12.01]	.547 [13.89]	.146 [3.71]	.641 [16.28]	.594 [15.09]	.828 [21.03]	.120 [3.05]	.444 [11.28]	.625 [15.87]
10	.590 [14.99]	.672 [17.07]	.146 [3.71]	.641 [16.28]	.719 [18.26]	.954 [24.23]	.120 [3.05]	.558 [14.17]	.750 [19.05]
12	.750 [19.05]	.844 [21.44]	.146 [3.71]	.641 [16.28]	.812 [20.62]	1.047 [26.59]	.120 [3.05]	.683 [17.35]	.875 [22.22]
14	.875 [22.22]	.969 [24.61]	.146 [3.71]	.641 [16.28]	.906 [23.01]	1.141 [28.98]	.120 [3.05]	.808 [20.52]	1.000 [25.40]
16	1.000 [25.40]	1.094 [27.79]	.146 [3.71]	.641 [16.28]	.969 [24.61]	1.234 [31.34]	.120 [3.05]	.909 [23.09]	1.125 [28.57]
18	1.125 [28.57]	1.219 [30.96]	.146 [3.71]	.641 [16.28]	1.062 [26.97]	1.328 [33.73]	.120 [3.05]	1.034 [26.26]	1.250 [31.75]
20	1.250 [31.75]	1.344 [34.14]	.168 [4.27]	.641 [16.28]	1.156 [29.36]	1.453 [36.91]	.120 [3.05]	1.159 [29.44]	1.375 [34.92]
22	1.375 [34.92]	1.469 [37.31]	.168 [4.27]	.641 [16.28]	1.250 [31.75]	1.578 [40.08]	.120 [3.05]	1.284 [32.61]	1.500 [38.10]
24	1.500 [38.10]	1.594 [40.49]	.168 [4.27]	.703 [17.86]	1.375 [34.92]	1.703 [43.26]	.147 [3.73]	1.409 [35.79]	1.625 [41.27]

DIMENSIONS IN BRACKETS [] ARE IN MILLIMETERS.



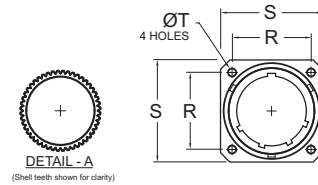
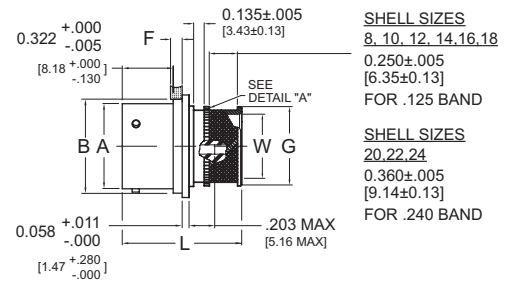
SC2497SV* WALL MOUNT RECEPTACLE

REAR PANEL MOUNTING

SC2497SV* Environmental, with integrated backshell

SHELL SIZE	FRONT VIEW			SIDE VIEW					
	R T.P.	S MAX.	T +0.10 [+0.25] -0.05 [-0.13]	A +0.01 [+0.03] -0.05 [-0.13]	B MAX.	F MAX PANEL THICKNESS	G ±0.03 [±0.08]	L MAX.	W MAX.
8	0.594 [15.09]	0.828 [21.03]	0.120 [3.05]	0.473 [12.01]	0.547 [13.89]	0.146 [3.71]	0.435 [11.05]	1.050 [26.67]	0.337 [8.56]
10	0.719 [18.26]	0.954 [24.23]	0.120 [3.05]	0.590 [14.99]	0.672 [17.07]	0.146 [3.71]	0.560 [14.22]	1.050 [26.67]	0.460 [11.68]
12	0.812 [20.62]	1.047 [26.59]	0.120 [3.05]	0.750 [19.05]	0.844 [21.44]	0.146 [3.71]	0.682 [17.32]	1.050 [26.67]	0.569 [14.45]
14	0.906 [23.01]	1.141 [28.98]	0.120 [3.05]	0.875 [22.22]	0.969 [24.61]	0.146 [3.71]	0.807 [20.50]	1.050 [26.67]	0.694 [17.63]
16	0.969 [24.61]	1.234 [31.34]	0.120 [3.05]	1.000 [25.40]	1.094 [27.79]	0.146 [3.71]	0.932 [23.67]	1.050 [26.67]	0.819 [20.80]
18	1.062 [26.97]	1.328 [33.73]	0.120 [3.05]	1.125 [28.57]	1.219 [30.96]	0.146 [3.71]	1.057 [26.85]	1.050 [26.67]	0.919 [23.34]
20	1.156 [29.36]	1.453 [36.91]	0.120 [3.05]	1.250 [31.75]	1.344 [34.14]	0.168 [4.27]	1.182 [30.02]	1.170 [29.72]	1.044 [26.52]
22	1.250 [31.75]	1.578 [40.08]	0.120 [3.05]	1.375 [34.92]	1.469 [37.31]	0.168 [4.27]	1.307 [33.20]	1.170 [29.72]	1.169 [29.69]
24	1.375 [34.92]	1.703 [43.26]	0.147 [3.73]	1.500 [38.10]	1.594 [40.49]	0.168 [4.27]	1.432 [36.37]	1.170 [29.72]	1.294 [32.87]

DIMENSIONS IN BRACKETS [] ARE MILLIMETERS



DETAIL - A
(Shell teeth shown for clarity)

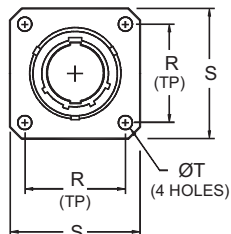
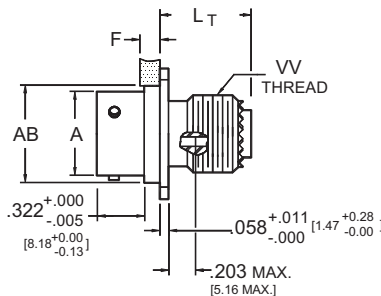
SHELL SIZES
8, 10, 12, 14, 16, 18
0.250±0.005
[6.35±0.13]
FOR .125 BAND

SHELL SIZES
20, 22, 24
0.360±0.005
[9.14±0.13]
FOR .240 BAND

9B

WALL MOUNT RECEPTACLE SC2497T*

REAR PANEL MOUNTING

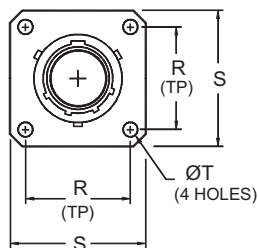
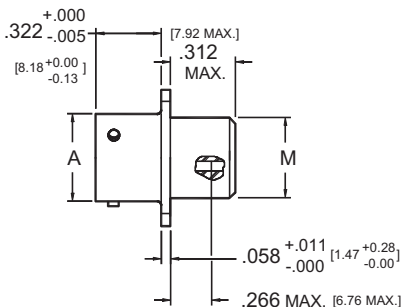


SC2497T* Environmental

SHELL SIZE	ØA +.001 -.005 [+0.03] [-0.13]	ØAB MAX.	F MAX. PANEL THICKNESS	L _T MAX.	R T.P.	S MAX.	T +.010 -.005 [+0.25] [-0.13]	VV THREAD CLASS 2A (PLATED)
8	.473 [12.01]	.547 [13.89]	.146 [3.71]	.391 [9.93]	.594 [15.09]	.828 [21.03]	.120 [3.05]	.4375-28 UNEF
10	.590 [14.99]	.672 [17.07]	.146 [3.71]	.391 [9.93]	.719 [18.26]	.954 [24.23]	.120 [3.05]	.5625-24 UNEF
12	.750 [19.05]	.844 [21.44]	.146 [3.71]	.391 [9.93]	.812 [20.62]	1.047 [26.59]	.120 [3.05]	.6875-24 UNEF
14	.875 [22.22]	.969 [24.61]	.146 [3.71]	.391 [9.93]	.906 [23.01]	1.141 [28.98]	.120 [3.05]	.8125-20 UNEF
16	1.000 [25.40]	1.094 [27.79]	.146 [3.71]	.391 [9.93]	.969 [24.61]	1.234 [31.34]	.120 [3.05]	.9375-20 UNEF
18	1.125 [28.57]	1.219 [30.96]	.146 [3.71]	.391 [9.93]	1.062 [26.97]	1.328 [33.73]	.120 [3.05]	1.0625-18 UNEF
20	1.250 [31.75]	1.344 [34.14]	.168 [4.27]	.391 [9.93]	1.156 [29.36]	1.453 [36.91]	.120 [3.05]	1.1875-18 UNEF
22	1.375 [34.92]	1.469 [37.31]	.168 [4.27]	.391 [9.93]	1.250 [31.75]	1.578 [40.08]	.120 [3.05]	1.3125-18 UNEF
24	1.500 [38.10]	1.594 [40.49]	.168 [4.27]	.469 [11.91]	1.375 [34.92]	1.703 [43.26]	.147 [3.73]	1.4375-18 UNEF

DIMENSIONS IN BRACKETS [] ARE IN MILLIMETERS.

BOX MOUNT RECEPTACLE SC2499E*



SC2499E* Environmental

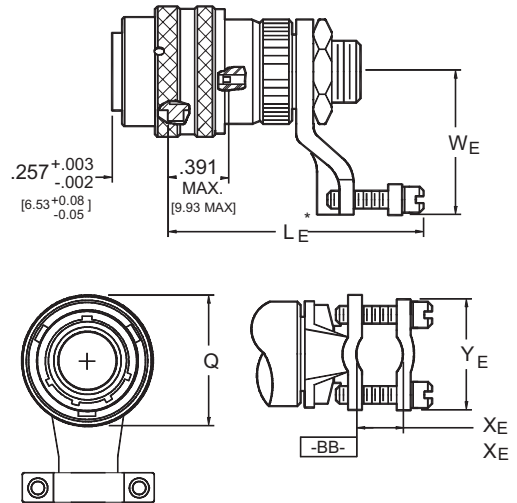
SHELL SIZE	ØA +.001 -.005 [+0.03] [-0.13]	ØM MAX.	R T.P.	S MAX.	T +.010 -.005 [+0.25] [-0.13]
8	.473 [12.01]	.453 [11.51]	.594 [15.09]	.828 [21.03]	.120 [3.05]
10	.590 [14.99]	.578 [14.68]	.719 [18.26]	.954 [24.23]	.120 [3.05]
12	.750 [19.05]	.703 [17.86]	.812 [20.62]	1.047 [26.59]	.120 [3.05]
14	.875 [22.22]	.828 [21.03]	.906 [23.01]	1.141 [28.98]	.120 [3.05]
16	1.000 [25.40]	.953 [24.21]	.969 [24.61]	1.234 [31.34]	.120 [3.05]
18	1.125 [28.57]	1.062 [26.97]	1.062 [26.97]	1.328 [33.73]	.120 [3.05]
20	1.250 [31.75]	1.188 [30.18]	1.156 [29.36]	1.453 [36.91]	.120 [3.05]
22	1.375 [34.92]	1.312 [33.32]	1.250 [31.75]	1.578 [40.08]	.120 [3.05]
24	1.500 [38.10]	1.438 [36.53]	1.375 [34.92]	1.703 [43.26]	.147 [3.73]

DIMENSIONS IN BRACKETS [] ARE IN MILLIMETERS.

SC2500E* Environmental, with strain relief

SHELL SIZE	L _E * MAX.	ØQ MAX.	W _E MAX.	X _E MIN CABLE	X _{E1} * MAX. CABLE	Y _E MAX.
8	1.859 [47.22]	.750 [19.05]	1.000 [25.40]	.082 [2.08]	.234 [5.94]	.828 [21.03]
10	1.859 [47.22]	.859 [21.82]	1.032 [26.21]	.082 [2.08]	.234 [5.94]	.891 [22.63]
12	1.938 [49.23]	1.031 [26.19]	1.094 [27.79]	.114 [2.90]	.328 [8.33]	1.016 [25.81]
14	2.125 [53.97]	1.156 [29.36]	1.219 [30.96]	.176 [4.47]	.457 [11.61]	1.141 [28.98]
16	2.281 [57.94]	1.281 [32.54]	1.281 [32.54]	.238 [6.05]	.634 [16.10]	1.255 [31.88]
18	2.312 [58.72]	1.406 [35.71]	1.344 [34.14]	.208 [5.28]	.614 [15.60]	1.469 [37.31]
20	2.375 [60.32]	1.531 [38.89]	1.375 [34.92]	.302 [7.67]	.698 [17.73]	1.550 [39.37]
22	2.531 [64.29]	1.641 [41.68]	1.438 [36.53]	.302 [7.67]	.823 [20.90]	1.675 [42.54]
24	2.828 [71.83]	1.766 [44.86]	1.719 [43.66]	.332 [8.43]	.853 [21.67]	1.800 [45.72]

DIMENSIONS IN BRACKETS [] ARE IN MILLIMETERS.
* DIMENSIONS L_E AND X_{E1} ARE APPLICABLE WHEN THE END OF THE SCREW IS FLUSH WITH SURFACE BB.

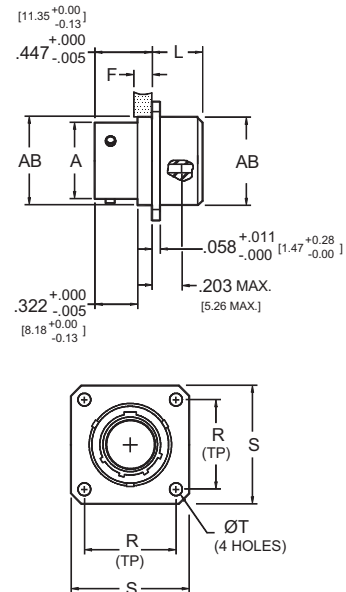


SC2508E* **BOX MOUNT RECEPTACLE**
REAR PANEL MOUNTING

SC2508E* Environmental

SHELL SIZE	ØA +0.01 -0.05 [+0.03] [-0.13]	ØAB MAX.	F MAX. PANEL THICKNESS	L MAX.	R T.P.	S MAX.	T +0.10 -0.05 [+0.25] [-0.13]
8	.473 [12.01]	.547 [13.89]	.146 [3.71]	.250 [6.35]	.594 [15.09]	.828 [21.03]	.120 [3.05]
10	.590 [14.99]	.672 [17.07]	.146 [3.71]	.250 [6.35]	.719 [18.26]	.954 [24.23]	.120 [3.05]
12	.750 [19.05]	.844 [21.44]	.146 [3.71]	.250 [6.35]	.812 [20.62]	1.047 [26.59]	.120 [3.05]
14	.875 [22.22]	.969 [24.61]	.146 [3.71]	.250 [6.35]	.906 [23.01]	1.141 [28.98]	.120 [3.05]
16	1.000 [25.40]	1.094 [27.79]	.146 [3.71]	.250 [6.35]	.969 [24.61]	1.234 [31.34]	.120 [3.05]
18	1.125 [28.57]	1.219 [30.96]	.146 [3.71]	.250 [6.35]	1.062 [26.97]	1.328 [33.73]	.120 [3.05]
20	1.250 [31.75]	1.344 [34.14]	.168 [4.27]	.250 [6.35]	1.156 [29.36]	1.453 [36.91]	.120 [3.05]
22	1.375 [34.92]	1.469 [37.31]	.168 [4.27]	.250 [6.35]	1.250 [31.75]	1.578 [40.08]	.120 [3.05]
24	1.500 [38.10]	1.594 [40.49]	.168 [4.27]	.250 [6.35]	1.375 [34.92]	1.703 [43.26]	.147 [3.73]

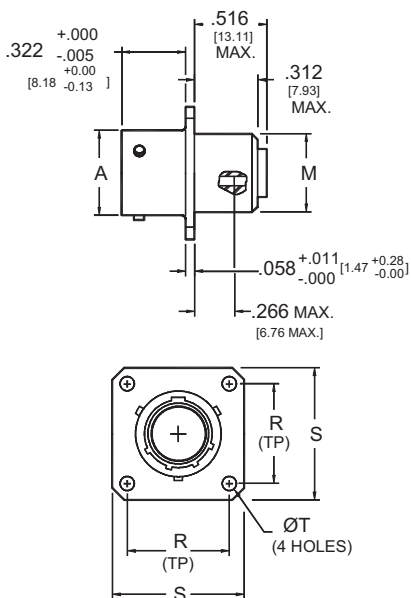
DIMENSIONS IN BRACKETS [] ARE IN MILLIMETERS.



9B

BOX MOUNT RECEPTACLE SC2513E*

LONG GROMMET



SC2513E* Environmental

SHELL SIZE	ØA $+0.001$ -0.005 [+0.03] [-0.13]	ØM MAX.	R T.P.	S MAX.	T $+0.010$ -0.005 [+0.25] [-0.13]
8	.473 [12.01]	.453 [11.51]	.594 [15.09]	.828 [21.03]	.120 [3.05]
10	.590 [14.99]	.578 [14.68]	.719 [18.26]	.954 [24.23]	.120 [3.05]
12	.750 [19.05]	.703 [17.86]	.812 [20.62]	1.047 [26.59]	.120 [3.05]
14	.875 [22.22]	.828 [21.03]	.906 [23.01]	1.141 [28.98]	.120 [3.05]
16	1.000 [25.40]	.953 [24.21]	.969 [24.61]	1.234 [31.34]	.120 [3.05]
18	1.125 [28.57]	1.062 [26.97]	1.062 [26.97]	1.328 [33.73]	.120 [3.05]
20	1.250 [31.75]	1.188 [30.18]	1.156 [29.36]	1.453 [36.91]	.120 [3.05]
22	1.375 [34.92]	1.312 [33.32]	1.250 [31.75]	1.578 [40.08]	.120 [3.05]
24	1.500 [38.10]	1.438 [36.53]	1.375 [34.92]	1.703 [43.26]	.147 [3.73]

DIMENSIONS IN BRACKETS [] ARE IN MILLIMETERS.

SECTION 10B

SC3 SERIES

(MIL-DTL-38999 SERIES III)

CONNECTORS

MIL-DTL-38999 connectors were developed for high reliability applications in the Aerospace Industry. This series is capable of operating in harsh environments and at high temperatures from 175°C (302°F) to 200°C (392°F). They also operate at low temperatures of -55°C (-67°F).

Shells are available in aluminum or stainless steel with a variety of finishes. All shells have 5 keyways to prevent mismatching. Polarization is achieved by rotation of the keys rather than rotation of the insert.

Insert material is a rigid dielectric with excellent electrical characteristics. Contrasting letter or number designations are used on insert faces.

A fluorinated silicone interfacial seal is featured on the mating face of the pin inserts. This assures complete electrical isolation of pins when connector halves are mated. In addition, a gasket is installed in the receptacle for moisture sealing between connector halves.

Insert arrangements are available from a minimum of one contact to a maximum of 128. Contacts are available in sizes 8, 10, 12, 16, 20 and 22 which provide for signal, power, coaxial and triaxial as well as fiber optic applications. Additionally, PCB, wrap-post and thermocouple contacts are available. Contacts are crimp, rear release type and all sockets are probe-proof.

STANDARD FEATURES

	SERIES I	SERIES II	SERIES III
LOCKING MECHANISM	3 PIN BAYONET	3 PIN BAYONET	TRIPLE START THREADS SELF-LOCKING
100% SCOOP PROOF	Yes	No	Yes
EMI/RFI	Yes	No*	Yes

* Available on request

MIL-DTL-38999 SERIES III

SC3 SERIES

ORDERING INFORMATION

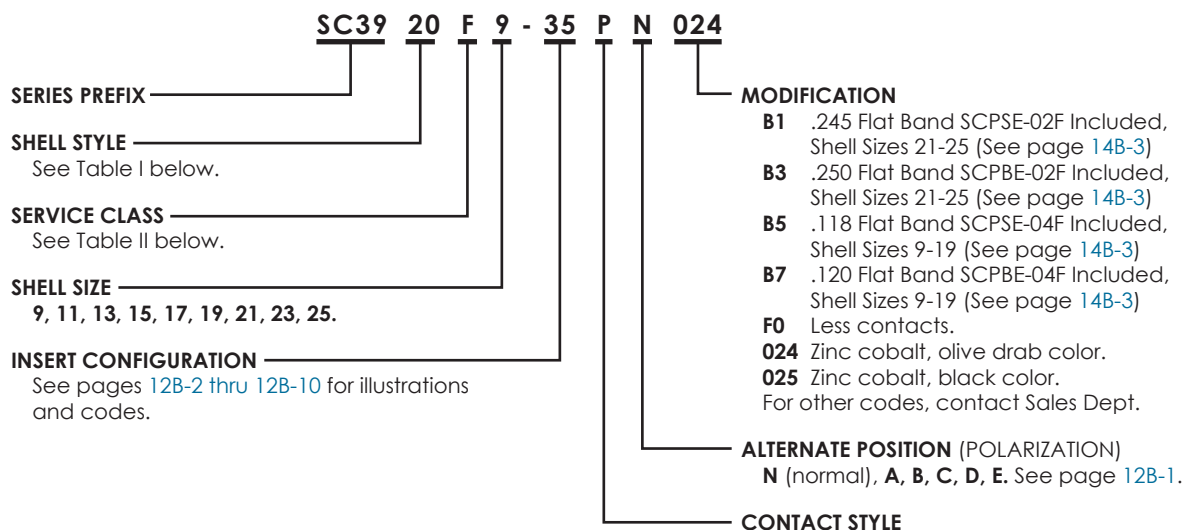


TABLE I. SHELL STYLE

PREFIX & SHELL STYLE	DESCRIPTION	AVAILABLE IN CLASS	SEE PAGE
SC3901	In-line receptacle	C, F, G, J, K, L, M, R, S, SV, T, W, Z	10B-6
SC3920	Wall mount receptacle	C, F, G, J, K, L, M, R, S, SV, T, W, Z	10B-6
SC3921	Hermetic seal box mount receptacle	H, N, Y	10B-8
SC3923	Hermetic seal jam nut receptacle	H, N, Y	10B-9
SC3924	Jam nut receptacle	C, F, G, J, K, L, M, R, S, SV, T, W, Z	10B-8
SC3925	Hermetic seal solder mount receptacle	H, N, Y	10B-7
SC3926	Straight plug, self-locking	C, F, G, J, K, L, M, R, S, SV, T, W, Z	10B-9
SC3927	Hermetic seal weld mount receptacle	H, N, Y	10B-7

TABLE II. CLASS

CLASS	CLASS†	DESCRIPTION	MATERIAL	FINISH	TEMPERATURE
C	SVC	Environmental	Aluminum	Non-conductive anodize, black	-65° to 200°C
F	SVF	Environmental	Aluminum	Electroless nickel	-65° to 200°C
G	SVG	Environmental, space grade	Aluminum	Electroless nickel	-65° to 200°C
H		Hermetic, space grade	Stainless Steel	Electroless nickel	-65° to 200°C
J		Environmental	Composite	Cadmium olive drab	-65° to 175°C
K	SVK	Environmental firewall	Stainless Steel	Passivated	-65° to 200°C
L	SVL	Environmental	Stainless Steel	Electrodeposited nickel	-65° to 200°C
M		Environmental	Composite	Electroless nickel	-65° to 200°C
N		Hermetic	Stainless Steel	Electrodeposited nickel	-65° to 200°C
P	SVP	Environmental	Aluminum	Pure electrodeposited aluminum	-65° to 175°C
R	SVR*	Environmental	Aluminum	Electrodeposited nickel	-65° to 200°C
S	SVS	Environmental	Stainless Steel	Electrodeposited nickel	-65° to 200°C
T	SVT	Environmental	Aluminum	Nickel fluorocarbon polymer	-65° to 175°C
W	SVW	Environmental	Aluminum	Cadmium olive drab 500 hr. salt spray	-65° to 175°C
X	SVX	Environmental	Aluminum	Cadmium olive drab 1000 hr. salt spray	-65° to 175°C
Y		Hermetic	Stainless Steel	Electroless nickel	-65° to 200°C
Z	SVZ	Environmental	Aluminum	Zinc nickel, black, 500 hr.	-65° to 175°C

* Class R same as F, but higher corrosion requirement

† Integrated Backshell.



TABLE III. INSERT AND CONTACT INFORMATION

SC3 SHELL SIZE & INSERT NO.	MIL-DTL-38999 SHELL SIZE & INSERT NO.	CONTACTS			CONTACT PART NUMBER			
		TOTAL	QTY	SIZE	500 CYCLE CONTACTS		1500 CYCLE CONTACTS	
					PIN (STYLE P)	SOCKET (STYLE S)	PIN (STYLE H)	SOCKET (STYLE J)
9-6	A6	6	6	22M	M39029/58-361	M39029/56-349	-	-
9-35	A35	6	6	22D	M39029/58-360	M39029/56-348	M39029/107-620	M39029/106-614
9-44	A44	4	4	22	M39029/58-362	M39029/56-350	-	-
9-98	A98	3	3	20	M39029/58-363	M39029/56-351	M39029/107-621	M39029/106-615
11-2	B2	2	2	16	M39029/58-364	M39029/56-352	M39029/107-622	M39029/106-616
11-4	B4	4	4	20	M39029/58-363	M39029/56-351	M39029/107-621	M39029/106-615
11-5	B5	5	5	20	M39029/58-363	M39029/56-351	M39029/107-621	M39029/106-615
11-13	B13	13	13	22M	M39029/58-361	M39029/56-349	-	-
11-35	B35	13	13	22D	M39029/58-360	M39029/56-348	M39029/107-620	M39029/106-614
11-98	B98	6	6	20	M39029/58-363	M39029/56-351	M39029/107-621	M39029/106-615
11-99	B99	7	7	20	M39029/58-363	M39029/56-351	M39029/107-621	M39029/106-615
13-4	C4	4	4	16	M39029/58-364	M39029/56-352	M39029/107-622	M39029/106-616
13-8	C8	8	8	20	M39029/58-363	M39029/56-351	M39029/107-621	M39029/106-615
13-22	C22	22	22	22M	M39029/58-361	M39029/56-349	-	-
13-35	C35	22	22	22D	M39029/58-360	M39029/56-348	M39029/107-620	M39029/106-614
13-98	C98	10	10	20	M39029/58-363	M39029/56-351	M39029/107-621	M39029/106-615
15-5	D5	5	5	16	M39029/58-364	M39029/56-352	M39029/107-622	M39029/106-616
15-15	D15	15	14	20	M39029/58-363	M39029/56-351	M39029/107-621	M39029/106-615
			1	16	M39029/58-364	M39029/56-352	M39029/107-622	M39029/106-616
15-18	D18	18	18	20	M39029/58-363	M39029/56-351	M39029/107-621	M39029/106-615
15-19	D19	19	19	20	M39029/58-363	M39029/56-351	M39029/107-621	M39029/106-615
15-35	D35	37	37	22D	M39029/58-360	M39029/56-348	M39029/107-620	M39029/106-614
15-37	D37	37	37	22M	M39029/58-361	M39029/56-349	-	-
15-97	D97	12	8	20	M39029/58-363	M39029/56-351	M39029/107-621	M39029/106-615
			4	16	M39029/58-364	M39029/56-352	M39029/107-622	M39029/106-616
17-2	E2	39	38	22D	M39029/58-360	M39029/56-348	-	-
			1	8TW*	M39029/90-529	M39029/91-530	-	-
17-6	E6	6	6	12	M39029/58-365	M39029/56-353	M39029/107-623	M39029/106-617
17-8	E8	8	8	16	M39029/58-364	M39029/56-352	M39029/107-622	M39029/106-616
17-26	E26	26	26	20	M39029/58-363	M39029/56-351	M39029/107-621	M39029/106-615
17-35	E35	55	55	22D	M39029/58-360	M39029/56-348	M39029/107-620	M39029/106-614
17-55	E55	55	55	22M	M39029/58-361	M39029/56-349	-	-
17-99	E99	23	21	20	M39029/58-363	M39029/56-351	M39029/107-621	M39029/106-615
			2	16	M39029/58-364	M39029/56-352	M39029/107-622	M39029/106-616
19-11	F11	11	11	16	M39029/58-364	M39029/56-352	M39029/107-622	M39029/106-616
19-18	F18	18	14	22D	M39029/58-360	M39029/56-348	-	-
			4	8TW*	M39029/90-529	M39029/91-530	-	-
19-28	F28	28	62	20	M39029/58-363	M39029/56-351	M39029/107-621	M39029/106-615
			22	16	M39029/58-364	M39029/56-352	M39029/107-622	M39029/106-616
19-30	F30	30	29	20	M39029/58-363	M39029/56-351	M39029/107-621	M39029/106-615
			1	16	M39029/58-364	M39029/56-352	M39029/107-622	M39029/106-616
19-32	F32	32	32	20	M39029/58-363	M39029/56-351	M39029/107-621	M39029/106-615
19-35	F35	66	66	22D	M39029/58-360	M39029/56-348	M39029/107-620	M39029/106-614
19-45	F45	67	67	22D	M39029/58-360	M39029/56-348	M39029/107-620	M39029/106-614
19-66	F66	66	66	22M	M39029/58-361	M39029/56-349	-	-
19-67	F67	67	67	22M	M39029/58-361	M39029/56-349	-	-
21-1	G1	79	79	22M	M39029/58-361	M39029/56-349	-	-
21-11	G11	11	11	12	M39029/58-365	M39029/56-353	M39029/107-623	M39029/106-617
21-16	G16	16	16	16	M39029/58-364	M39029/56-352	M39029/107-622	M39029/106-616
21-24	G24	24	24	20	M39029/58-363	M39029/56-351	M39029/107-621	M39029/106-615

* CX = Coaxial S = Shielded TW = Twinax.

CONTINUED ON NEXT PAGE

MIL-DTL-38999 SERIES III

SC3 SERIES CONTACT DATA

TABLE III. INSERT AND CONTACT INFORMATION (CONT.)

SC3 SHELL SIZE & INSERT NO.	MIL-DTL-38999 SHELL SIZE & INSERT NO.	CONTACTS			CONTACT PART NUMBER			
					500 CYCLE CONTACTS		1500 CYCLE CONTACTS	
		TOTAL	QTY	SIZE	PIN (STYLE P)	SOCKET (STYLE S)	PIN (STYLE H)	SOCKET (STYLE J)
21-25	G25	25	25	20	M39029/58-363	M39029/56-351	M39029/107-621	M39029/106-615
21-27	G27	27	27	20	M39029/58-363	M39029/56-351	M39029/107-621	M39029/106-615
21-35	G35	79	79	22D	M39029/58-360	M39029/56-348	M39029/107-620	M39029/106-614
21-39	G39	39	37 2	20 16	M39029/58-363 M39029/58-364	M39029/56-351 M39029/56-352	M39029/107-621	M39029/106-615 M39029/106-616
21-41	G41	41	41	20	M39029/58-363	M39029/56-351	M39029/107-621	M39029/106-615
21-75	G75	4	4	8TW*	M39029/90-529	M39029/91-530	-	-
23-1	H1	100	100	22M	M39029/58-361	M39029/56-349	-	-
23-2	H2	85	85	22	M39029/58-362	M39029/56-350	-	-
23-21	H21	21	21	16	M39029/58-364	M39029/56-352	M39029/107-622	M39029/106-616
23-32	H32	32	32	20	M39029/58-363	M39029/56-351	M39029/107-621	M39029/106-615
23-34	H34	34	34	20	M39029/58-363	M39029/56-351	M39029/107-621	M39029/106-615
23-35	H35	100	100	22D	M39029/58-360	M39029/56-348	M39029/107-620	M39029/106-614
23-36	H36	36	36	20	M39029/58-363	M39029/56-351	M39029/107-621	M39029/106-615
23-53	H53	53	53	20	M39029/58-363	M39029/56-351	M39029/107-621	M39029/106-615
23-55	H55	55	55	20	M39029/58-363	M39029/56-351	M39029/107-621	M39029/106-615
23-97	H97	16	16	16	M39029/58-364	M39029/56-352	M39029/107-622	M39029/106-616
23-99	H99	11	11	16	M39029/58-364	M39029/56-352	M39029/107-622	M39029/106-616
25-1	J1	128	128	22M	M39029/58-361	M39029/56-349	-	-
25-2	J2	100	100	22	M39029/58-362	M39029/56-350	-	-
25-4	J4	56	48 8	20 16	M39029/58-363 M39029/58-364	M39029/56-351 M39029/56-352	M39029/107-621 M39029/107-622	M39029/106-615 M39029/106-616
25-7	J7	99	97 2	22D 8TW*	M39029/58-360 M39029/90-529	M39029/56-348 M39029/91-530	-	-
25-8	J8	8	8	8TW*	M39029/90-529	M39029/91-530	-	-
25-11	J11	11	2 9	20 10	M39029/58-363 M39029/58-528	M39029/56-351 M39029/56-527	M39029/107-621 M39029/107-624	M39029/106-615 M39029/106-618
25-19	J19	19	19	12	M39029/58-365	M39029/56-353	M39029/107-623	M39029/106-617
25-20	J20	30	10 13 2 2 3	20 16 12S* 12CX* 8TW*	M39029/58-363 M39029/58-364 M39029/28-211 M39029/102-558 M39029/90-529	M39029/56-351 M39029/56-352 M39029/75-416 M39029/103-559 M39029/91-530	-	-
25-24	J24	24	12 12	16 12	M39029/58-364 M39029/58-365	M39029/56-352 M39029/56-353	M39029/107-622 M39029/107-623	M39029/106-616 M39029/106-617
25-29	J29	29	29	16	M39029/58-364	M39029/56-352	M39029/107-622	M39029/106-616
25-35	J35	128	128	22D	M39029/58-360	M39029/56-348	M39029/107-620	M39029/106-614
25-43	J43	43	23 20	20 16	M39029/58-363 M39029/58-364	M39029/56-351 M39029/56-352	M39029/107-621 M39029/107-622	M39029/106-615 M39029/106-616
25-46	J46	46	40 4 2	20 16 8C	M39029/58-363 M39029/58-364 M39029/60-367	M39029/56-351 M39029/56-352 M39029/59-366	-	-
25-61	J61	61	61	20	M39029/58-363	M39029/56-351	M39029/107-621	M39029/106-615
25-90	J90	46	40 4 2	20 16 8TW*	M39029/58-363 M39029/58-364 M39029/90-529	M39029/56-351 M39029/56-352 M39029/91-530	-	-

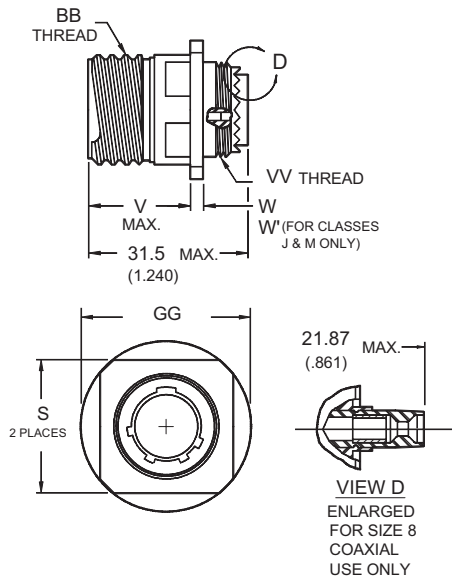
* CX = Coaxial S = Shielded TW = Twinax.

TABLE IV. TOOLING INFORMATION

CONTACT PART NUMBER (REFERENCE)	INSERTION TOOL	REMOVAL TOOL		WIRE SIZE	TOOL FRAME		POSITIONER/LOCATOR		CRIMP DIE	
		WIRED CONTACT	UNWIRED CONTACT		PART NUMBER	SETTING	PART NUMBER	COLOR	PART NUMBER	CAVITY
M39029/28-211	M81969/8-09 M81969/14-04	M81969/8-10 M81969/14-04	-	Inner Outer	M22520/2-01 M22520/31-01	-	M22520/2-34 M22520/31-02	-	-	-
M39029/56-348	M81969/8-01 M81969/14-01	M81969/8-02 M81969/14-01	M81969/30-08	22-28	M22520/2-01 M22520/7-01	-	M22520/2-07 M22520/7-05	-	-	-
M39029/56-349	M81969/8-01 M81969/14-01	M81969/8-02 M81969/14-01	M81969/30-09	24-28	M22520/2-01 M22520/7-01	-	M22520/2-07 M22520/7-05	-	-	-
M39029/56-350	M81969/8-03	M81969/8-04	M81969/30-10	22-24	M22520/2-01 M22520/7-01	-	M22520/2-07 M22520/7-05	-	-	-
M39029/56-351	M81969/8-05 M81969/14-02 M81969/14-10	M81969/8-06 M81969/14-02 M81969/14-10	M81969/30-11	20-24	M22520/1-01 M22520/2-01 M22520/7-01	-	M22520/1-04 M22520/2-10 M22520/7-08	Red	-	-
M39029/56-352	M81969/8-07 M81969/14-03	M81969/8-08 M81969/14-03	M81969/30-12	16-20	M22520/1-01 M22520/7-01	-	M22520/1-04 M22520/7-04	Blue	-	-
M39029/56-353	M81969/8-09 M81969/14-04	M81969/8-10 M81969/14-04	M81969/30-13	12-14	M22520/1-01	-	M22520/1-04	Yellow	-	-
M39029/56-527	M81969/14-05	M81969/14-05	-	10	Tool Not Specified	-	Tool Not Specified	-	-	-
M39029/58-360	M81969/8-01 M81969/14-01	M81969/8-02 M81969/14-01	M81969/30-08	22-28	M22520/2-01 M22520/7-01	-	M22520/2-09 M22520/7-07	-	-	-
M39029/58-361	M81969/8-01 M81969/14-01	M81969/8-02 M81969/14-01	M81969/30-09	24-28	M22520/2-01 M22520/7-01	-	M22520/2-09 M22520/7-07	-	-	-
M39029/58-362	M81969/8-03	M81969/8-04	M81969/30-10	22-24	M22520/2-01 M22520/7-01	-	M22520/2-09 M22520/7-07	-	-	-
M39029/58-363	M81969/8-05 M81969/14-02 M81969/14-10	M81969/8-06 M81969/14-02 M81969/14-10	M81969/30-11	20-24	M22520/1-01 M22520/2-01 M22520/7-01	-	M22520/1-04 M22520/2-10 M22520/7-08	Red	-	-
M39029/58-364	M81969/8-07 M81969/14-03	M81969/8-08 M81969/14-03	M81969/30-12	16-20	M22520/1-01 M22520/7-01	-	M22520/1-04 M22520/7-04	Blue	-	-
M39029/58-365	M81969/8-09 M81969/14-04	M81969/8-10 M81969/14-04	M81969/30-13	12-14	M22520/1-01	-	M22520/1-04	Yellow	-	-
M39029/58-528	M81969/14-05	M81969/14-05	-	10	Tool Not Specified	-	Tool Not Specified	-	-	-
M39029/75-416	M81969/8-09 M81969/14-04	M81969/8-10 M81969/14-04	-	Inner Outer	M22520/2-01 M22520/31-01	-	M22520/2-34 M22520/31-02	-	-	-
M39029/90-529	Not Required	M81969/14-12	-	Center Inner Outer	M22520/2-01 M22520/5-01 M22520/5-01	-	K709	-	Y631 Y631	B A
M39029/91-530	Not Required	M81969/14-12	-	Center Inner Outer	M22520/2-01 M22520/5-01 M22520/5-01	-	K709	-	Y631 Y631	B A
M39029/102-558	M81969/8-09 M81969/14-04	M81969/8-10 M81969/14-04	-	Inner Outer	NA M22520/5-01	-	NA	-	M22520/5-03	-
M39029/103-559	M81969/8-09 M81969/14-04	M81969/8-08 M81969/14-04	-	Inner Outer	NA M22520/5-01	-	NA	-	M22520/5-03	-
M39029/106-614	M81969/8-01 M81969/14-01	M81969/8-02 M81969/14-01	M81969/30-08	22-28	M22520/2-01 M22520/7-01	-	M22520/2-07 M22520/7-05	-	-	-
M39029/106-615	M81969/8-05 M81969/14-10	M81969/8-06 M81969/14-10	M81969/30-11	20-24	M22520/1-01 M22520/2-01 M22520/7-01	-	M22520/1-04 M22520/2-10 M22520/7-08	Red	-	-
M39029/106-616	M81969/8-07 M81969/14-03	M81969/8-08 M81969/14-03	M81969/30-12	16-20	M22520/1-01 M22520/7-01	-	M22520/1-04 M22520/7-04	Blue	-	-
M39029/106-617	M81969/8-09 M81969/14-04	M81969/8-10 M81969/14-04	M81969/30-13	12-14	M22520/1-01	-	M22520/1-04	Yellow	-	-
M39029/106-618	M81969/14-05	M81969/14-05	-	10	Not Specified	-	Not Specified	-	-	-
M39029/107-620	M81969/8-01 M81969/14-01	M81969/8-02 M81969/14-01	M81969/30-08	22-28	M22520/2-01 M22520/7-01	-	M22520/2-09 M22520/7-07	-	-	-
M39029/107-621	M81969/8-05 M81969/14-10	M81969/8-06 M81969/14-10	M81969/30-11	20-24	M22520/1-01 M22520/2-01 M22520/7-01	-	M22520/1-04 M22520/2-10 M22520/7-08	Red	-	-
M39029/107-622	M81969/8-07 M81969/14-03	M81969/8-08 M81969/14-03	M81969/30-12	16-20	M22520/1-01 M22520/7-01	-	M22520/1-04 M22520/7-04	Blue	-	-
M39029/107-623	M81969/8-09 M81969/14-04	M81969/8-10 M81969/14-04	M81969/30-13	12-14	M22520/1-01	-	M22520/1-04	Yellow	-	-
M39029/107-624	M81969/14-05	M81969/14-05	-	10	Tool Not Specified	-	Tool Not Specified	-	-	-

NOTE 1. Consult factory.

IN-LINE RECEPTACLE SC3901*

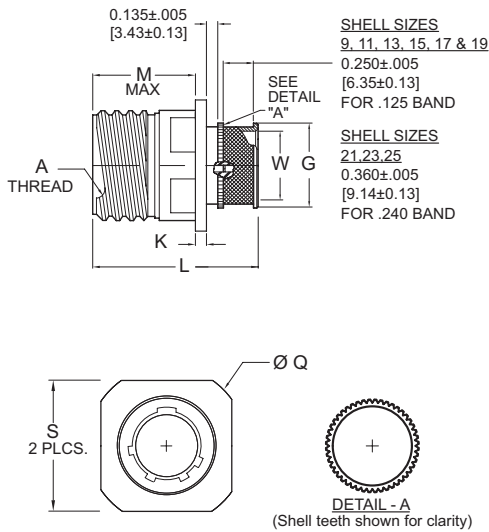


SC3901* Environmental

SHELL SIZE	BB THREAD CLASS 2A 0.1P-0.3L-TS (PLATED)	GG ±.025 [±0.10]	S ±.025 [±.010]	V MAX.	VV THREAD METRIC	W FLANGE THICKNESS	W' FLANGE THICKNESS (CLASSES J&M ONLY)
9	.6250	.812 [20.62]	.675 [17.15]	.823 [20.9]	M12x1-6g	.098/.083 [2.5/2.1]	.144/.083 [3.65/2.1]
11	.7500	.905 [22.99]	.800 [20.32]	.823 [20.9]	M15x1-6g	.098/.083 [2.5/2.1]	.144/.083 [3.65/2.1]
13	.8750	1.093 [27.76]	.925 [23.50]	.823 [20.9]	M18x1-6g	.098/.083 [2.5/2.1]	.144/.083 [3.65/2.1]
15	1.0000	1.219 [30.96]	1.050 [26.67]	.823 [20.9]	M22x1-6g	.098/.083 [2.5/2.1]	.144/.083 [3.65/2.1]
17	1.1875	1.375 [34.93]	1.238 [31.45]	.823 [20.9]	M25x1-6g	.098/.083 [2.5/2.1]	.144/.083 [3.65/2.1]
19	1.2500	1.469 [37.31]	1.300 [33.02]	.823 [20.9]	M28x1-6g	.098/.083 [2.5/2.1]	.144/.083 [3.65/2.1]
21	1.3750	1.625 [41.28]	1.425 [36.20]	.791 [20.1]	M31x1-6g	.126/.083 [3.2/2.1]	.171/.083 [4.35/2.1]
23	1.5000	1.750 [44.45]	1.550 [39.37]	.791 [20.1]	M34x1-6g	.126/.083 [3.2/2.1]	.171/.083 [4.35/2.1]
25	1.6250	1.875 [47.63]	1.675 [42.55]	.791 [20.1]	M37x1-6g	.126/.083 [3.2/2.1]	.171/.083 [4.35/2.1]

DIMENSIONS IN BRACKETS [] ARE MILLIMETERS

IN-LINE RECEPTACLE SC3901SV*



SC3901SV*

Environmental, with integrated backshell

SHELL SIZE	Q ±.010 [±0.25]	S ±.010 [±0.25]	A THREAD CLASS 2A 0.1P-0.3L-TS	G MAX.	K MAX.	L MAX.	M MAX.	W MAX.
9	0.812 [20.62]	0.675 [17.15]	0.6250	0.472 [12.00]	0.098 [2.50]	1.450 [36.83]	0.820 [20.83]	0.337 [8.56]
11	0.905 [22.99]	0.800 [20.32]	0.7500	0.591 [15.00]	0.098 [2.50]	1.450 [36.83]	0.820 [20.83]	0.460 [11.68]
13	1.093 [27.76]	0.925 [23.50]	0.8750	0.709 [18.00]	0.098 [2.50]	1.450 [36.83]	0.820 [20.83]	0.569 [14.45]
15	1.219 [30.96]	1.050 [26.67]	1.0000	0.866 [22.00]	0.098 [2.50]	1.450 [36.83]	0.820 [20.83]	0.694 [17.63]
17	1.375 [34.93]	1.238 [31.45]	1.1875	0.984 [25.00]	0.098 [2.50]	1.450 [36.83]	0.820 [20.83]	0.819 [20.80]
19	1.469 [37.31]	1.300 [33.02]	1.2500	1.102 [28.00]	0.098 [2.50]	1.450 [36.83]	0.820 [20.83]	0.919 [23.34]
21	1.625 [41.28]	1.425 [36.20]	1.3750	1.220 [31.00]	0.126 [3.20]	1.550 [39.37]	0.790 [20.07]	1.044 [26.52]
23	1.750 [44.45]	1.550 [39.37]	1.5000	1.339 [34.00]	0.126 [3.20]	1.550 [39.37]	0.790 [20.07]	1.169 [29.69]
25	1.875 [47.63]	1.675 [42.55]	1.6250	1.457 [37.00]	0.126 [3.20]	1.550 [39.37]	0.790 [20.07]	1.294 [32.87]

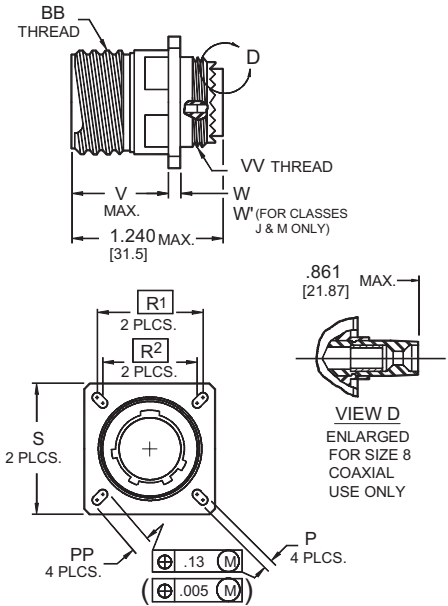
DIMENSIONS IN BRACKETS [] ARE MILLIMETERS

SC3920* WALL MOUNT RECEPTACLE

SC3920* Environmental

SHELL SIZE	BB THREAD CLASS 2A 0.1P-0.3L-TS (PLATED)	P ±.005 [±0.13]	PP ±.005 [±0.13]	R ¹	R ²	S ±.010 [±0.25]	V MAX.	VV THREAD METRIC	W FLANGE THICKNESS	W' FLANGE THICKNESS (CLASSES J&M ONLY)
9	.6250	.128 [3.25]	.216 [5.49]	.719 [18.26]	.594 [15.09]	.937 [23.8]	.823 [20.9]	M12x1-6g	.098/.083 [2.5/2.1]	.144/.083 [3.65/2.1]
11	.7500	.128 [3.25]	.194 [4.93]	.812 [20.62]	.719 [18.26]	1.031 [26.2]	.823 [20.9]	M15x1-6g	.098/.083 [2.5/2.1]	.144/.083 [3.65/2.1]
13	.8750	.128 [3.25]	.194 [4.93]	.906 [23.01]	.812 [20.62]	1.126 [28.6]	.823 [20.9]	M18x1-6g	.098/.083 [2.5/2.1]	.144/.083 [3.65/2.1]
15	1.0000	.128 [3.25]	.173 [4.39]	.969 [24.61]	.906 [23.01]	1.220 [31.0]	.823 [20.9]	M22x1-6g	.098/.083 [2.5/2.1]	.144/.083 [3.65/2.1]
17	1.1875	.128 [3.25]	.194 [4.93]	1.062 [26.97]	.969 [24.61]	1.311 [33.3]	.823 [20.9]	M25x1-6g	.098/.083 [2.5/2.1]	.144/.083 [3.65/2.1]
19	1.2500	.128 [3.25]	.194 [4.93]	1.156 [29.36]	1.062 [26.97]	1.437 [36.5]	.823 [20.9]	M28x1-6g	.098/.083 [2.5/2.1]	.144/.083 [3.65/2.1]
21	1.3750	.128 [3.25]	.194 [4.93]	1.250 [31.75]	1.156 [29.36]	1.563 [39.7]	.791 [20.1]	M31x1-6g	.126/.083 [3.2/2.1]	.171/.083 [4.35/2.1]
23	1.5000	.154 [3.91]	.242 [6.15]	1.375 [34.93]	1.250 [31.75]	1.689 [42.9]	.791 [20.1]	M34x1-6g	.126/.083 [3.2/2.1]	.171/.083 [4.35/2.1]
25	1.6250	.154 [3.91]	.242 [6.15]	1.500 [38.10]	1.375 [34.93]	1.811 [46.0]	.791 [20.1]	M37x1-6g	.126/.083 [3.2/2.1]	.171/.083 [4.35/2.1]

DIMENSIONS IN BRACKETS [] ARE MILLIMETERS



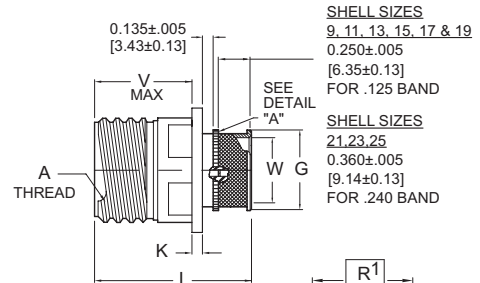
SC3920SV* WALL MOUNT RECEPTACLE

D38999/20

SC3920SV* Environmental, with integrated backshell

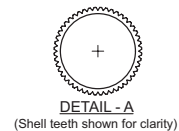
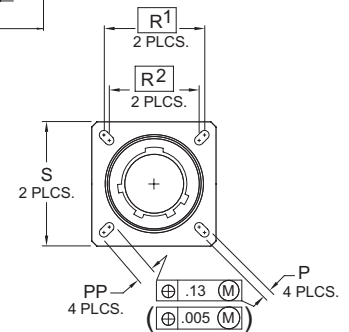
SHELL SIZE	FRONT VIEW					SIDE VIEW					
	P ±.005 [±0.13]	PP ±.005 [±0.13]	R1	R2	S ±.010 [±0.25]	A THREAD CLASS 2A 0.1P-0.3L-TS	G MAX	K MAX	L MAX	M MAX	W MAX
9	0.128 [3.25]	0.216 [5.49]	0.719 [18.26]	0.594 [15.09]	0.937 [23.80]	0.6250	0.472 [12.00]	0.098 [2.50]	1.450 [36.83]	0.820 [20.83]	0.337 [8.56]
11	0.128 [3.25]	0.194 [4.93]	0.812 [20.62]	0.719 [18.26]	1.031 [26.20]	0.7500	0.591 [15.00]	0.098 [2.50]	1.450 [36.83]	0.820 [20.83]	0.460 [11.68]
13	0.128 [3.25]	0.194 [4.93]	0.906 [23.01]	0.812 [20.62]	1.126 [28.60]	0.8750	0.709 [18.00]	0.098 [2.50]	1.450 [36.83]	0.820 [20.83]	0.569 [14.45]
15	0.128 [3.25]	0.173 [4.39]	0.969 [24.61]	0.906 [23.01]	1.220 [31.00]	1.0000	0.866 [22.00]	0.098 [2.50]	1.450 [36.83]	0.820 [20.83]	0.694 [17.63]
17	0.128 [3.25]	0.194 [4.93]	1.062 [26.97]	0.969 [24.61]	1.311 [33.30]	1.1875	0.984 [25.00]	0.098 [2.50]	1.450 [36.83]	0.820 [20.83]	0.819 [20.80]
19	0.128 [3.25]	0.194 [4.93]	1.156 [29.36]	1.062 [26.97]	1.437 [36.50]	1.2500	1.102 [28.00]	0.098 [2.50]	1.450 [36.83]	0.820 [20.83]	0.919 [23.34]
21	0.128 [3.25]	0.194 [4.93]	1.250 [31.75]	1.156 [29.36]	1.563 [39.70]	1.3750	1.220 [31.00]	0.126 [3.20]	1.550 [39.37]	0.790 [20.07]	1.044 [26.52]
23	0.154 [3.91]	0.242 [6.15]	1.375 [34.93]	1.250 [31.75]	1.689 [42.90]	1.5000	1.339 [34.00]	0.126 [3.20]	1.550 [39.37]	0.790 [20.07]	1.169 [29.69]
25	0.154 [3.91]	0.242 [6.15]	1.500 [38.10]	1.375 [34.93]	1.811 [46.00]	1.6250	1.457 [37.00]	0.126 [3.20]	1.550 [39.37]	0.790 [20.07]	1.294 [32.87]

DIMENSIONS IN BRACKETS [] ARE MILLIMETERS



SHELL SIZES
9, 11, 13, 15, 17 & 19
0.250±.005
[6.35±0.13]
FOR .125 BAND

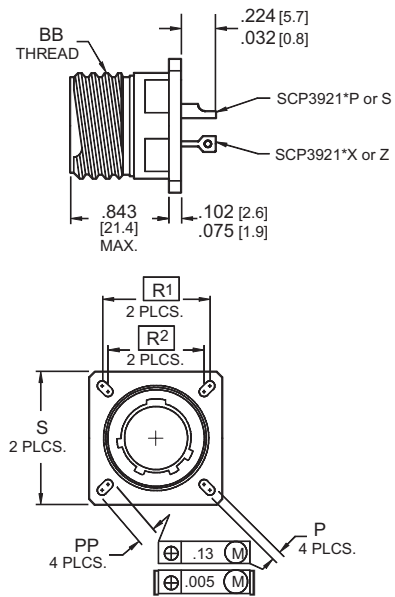
SHELL SIZES
21, 23, 25
0.360±.005
[9.14±0.13]
FOR .240 BAND



10B

BOX MOUNT HERMETIC RECEPTACLE SC3921*

SC3921* P or S
Hermetic, with solder cup contacts
SC3921* X or Z
Hermetic, with eyelet contacts

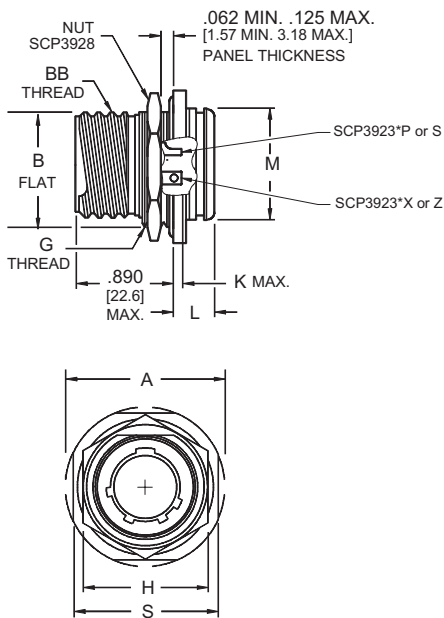


SHELL SIZE	BB THREAD CLASS 2A 0.1 P-0.3L-TS (PLATED)	P ±.005 [±0.13]	PP ±.005 [±0.13]	R ¹	R ²	S ±.010 [±0.25]
9	.6250	.128 [3.25]	.216 [5.49]	.719 [18.26]	.594 [15.09]	.937 [23.8]
11	.7500	.128 [3.25]	.194 [4.93]	.812 [20.62]	.719 [18.26]	1.031 [26.2]
13	.8750	.128 [3.25]	.194 [4.93]	.906 [23.01]	.812 [20.62]	1.126 [28.6]
15	1.0000	.128 [3.25]	.173 [4.39]	.969 [24.61]	.906 [23.01]	1.220 [31.0]
17	1.1875	.128 [3.25]	.194 [4.93]	1.062 [26.97]	.969 [24.61]	1.311 [33.3]
19	1.2500	.128 [3.25]	.194 [4.93]	1.156 [29.36]	1.062 [26.97]	1.437 [36.5]
21	1.3750	.128 [3.25]	.194 [4.93]	1.250 [31.75]	1.156 [29.36]	1.563 [39.7]
23	1.5000	.154 [3.91]	.242 [6.15]	1.375 [34.93]	1.250 [31.75]	1.689 [42.9]
25	1.6250	.154 [3.91]	.242 [6.15]	1.500 [38.10]	1.375 [34.93]	1.811 [46.0]

DIMENSIONS IN BRACKETS [] ARE MILLIMETERS

JAM NUT HERMETIC RECEPTACLE SC3923*

SC3921* P or S Hermetic, with solder cup contacts
SC3921* X or Z Hermetic, with eyelet contacts



SHELL SIZE	MS SHELL SIZE CODE	A ±.011 [±0.3]	BB THREAD CLASS 2A 0.1 P-0.3L-TS (PLATED)	B FLAT (+.004) -.006 [+0.10 -0.15]	G THREAD 0.100R	H HEX. +.017 -.016 [+0.43 -0.41]	K MAX.		L MAX.	M +.011 -0.000 [+0.3 -0.00]	S ±.016 [±0.4]
							PIN	SOCKET			
9	A	1.189 [30.2]	0.625	.651 [16.53]	M17 x1-6g	.875 [22.23]	.21 [5.3]	.23 [5.9]	.358 [9.1]	.642 [16.3]	1.063 [27.0]
11	B	1.374 [34.9]	0.750	.751 [19.07]	M20 x1-6g	1.000 [25.40]	.21 [5.3]	.23 [5.9]	.358 [9.1]	.764 [19.4]	1.252 [31.8]
13	C	1.500 [38.1]	0.875	.938 [23.82]	M25 x1-6g	1.188 [30.18]	.20 [5.1]	.22 [5.7]	.358 [9.1]	.894 [22.7]	1.374 [34.9]
15	D	1.626 [41.3]	1.000	1.062 [26.97]	M28 x1-6g	1.312 [33.32]	.20 [5.1]	.22 [5.7]	.358 [9.1]	1.020 [25.9]	1.500 [38.1]
17	E	1.752 [44.5]	1.188	1.187 [30.15]	M32 x1-6g SEE NOTE 2	1.438 [36.53]	.20 [5.1]	.22 [5.7]	.358 [9.1]	1.142 [29.0]	1.626 [41.3]
19	F	1.937 [49.2]	1.250	1.312 [33.32]	M35 x1-6g	1.562 [39.67]	.20 [5.1]	.22 [5.7]	.382 [9.7]	1.268 [32.2]	1.811 [46.0]
21	G	2.063 [52.4]	1.375	1.437 [36.50]	M38 x1-6g	1.685 [42.80]	.20 [5.1]	.22 [5.7]	.382 [9.7]	1.394 [35.4]	1.937 [49.2]
23	H	2.189 [55.6]	1.500	1.562 [39.67]	M41 x1-6g	1.812 [46.02]	.20 [5.1]	.22 [5.7]	.382 [9.7]	1.520 [38.6]	2.063 [52.4]
25	J	2.311 [58.7]	1.625	1.687 [42.85]	M44 x1-6g	2.000 [50.80]	.20 [5.1]	.22 [5.7]	.382 [9.7]	1.642 [41.7]	2.189 [55.6]

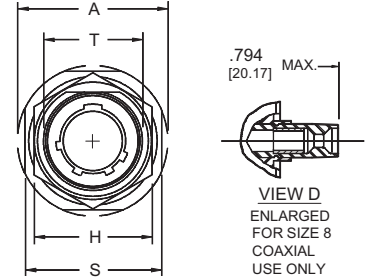
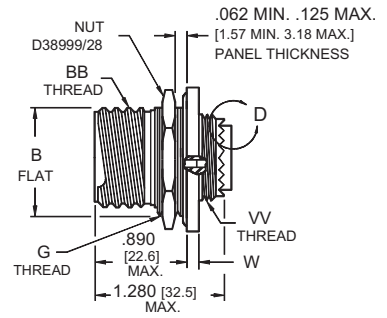
1. DIMENSIONS IN BRACKETS [] ARE MILLIMETERS
 2. MODIFIED MAJOR DIAMETER 1.258-1.252 [31.95-31.80]

SC3924* JAM NUT RECEPTACLE

SC3924* Environmental

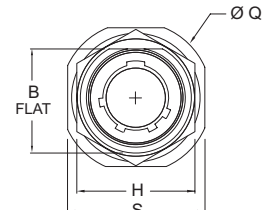
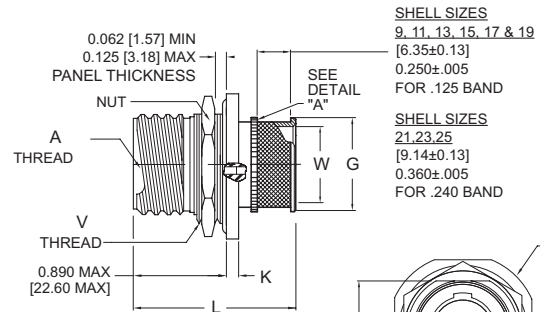
SHELL SIZE	A ±.011 [±0.3]	BB THREAD CLASS 2A 0.1 P-0.3L-TS (PLATED)	B FLAT +.004 -.006 [+0.10 -0.15]	G THREAD 0.100R	H HEX. +.017 -.016 [+0.43 -0.41]	S ±.016 [±0.4]	T +.004 -.008 [+0.1 -0.2]	VV THREAD METRIC	W +.028 -.004 [+0.7 -0.1]
9	1.189 [30.2]	0.625	.651 [16.53]	M17 x1-6g	.875 [22.23]	1.063 [27.0]	.685 [17.4]	M12 x1-6g	.086 [2.2]
11	1.374 [34.9]	0.750	.751 [19.07]	M20 x1-6g	1.000 [25.40]	1.252 [31.8]	.811 [20.6]	M15 x1-6g	.086 [2.2]
13	1.500 [38.1]	0.875	.938 [23.82]	M25 x1-6g	1.188 [30.18]	1.374 [34.9]	1.000 [25.4]	M18 x1-6g	.086 [2.2]
15	1.626 [41.3]	1.000	1.062 [26.97]	M28 x1-6g	1.312 [33.32]	1.500 [38.1]	1.122 [28.5]	M22 x1-6g	.086 [2.2]
17	1.752 [44.5]	1.188	1.187 [30.15]	M32 x1-6g SEE NOTE 2	1.438 [36.53]	1.626 [41.3]	SEE NOTE 3	M25 x1-6g	.086 [2.2]
19	1.937 [49.2]	1.250	1.312 [33.32]	M35 x1-6g	1.562 [39.67]	1.811 [46.0]	SEE NOTE 3	M28 x1-6g	.118 [3.0]
21	2.063 [52.4]	1.375	1.437 [36.50]	M38 x1-6g	1.685 [42.80]	1.937 [49.2]	SEE NOTE 3	M31 x1-6g	.118 [3.0]
23	2.189 [55.6]	1.500	1.562 [39.67]	M41 x1-6g	1.812 [46.02]	2.063 [52.4]	1.622 [41.2]	M34 x1-6g	.118 [3.0]
25	2.311 [58.7]	1.625	1.687 [42.85]	M44 x1-6g	2.000 [50.80]	2.189 [55.6]	1.748 [44.4]	M37 x1-6g	.118 [3.0]

1. DIMENSIONS IN BRACKETS [] ARE MILLIMETERS
2. MODIFIED MAJOR DIAMETER 31.95-31.80 (1.258-1.252)
3. T DIAMETER AND G DIAMETER ARE THE SAME FOR SIZES 17, 19 AND 21.



SC3924SV* JAM NUT RECEPTACLE

D38999/24



SC3924SV* Environmental, with integrated backshell

SHELL SIZE	FRONT VIEW				SIDE VIEW					
	B ±.004 [+0.10] ±.006 [-0.15]	H ±.017 [±0.43]	Q ±.011 [±0.30]	S ±.016 [±0.40]	A THREAD CLASS 2A 0.1P-0.3L-TS	G MAX	K MAX	L MAX	V THREAD 0.100R	W MAX
9	0.651 [16.53]	0.875 [22.23]	1.189 [30.20]	1.063 [27.00]	0.6250	0.472 [12.00]	0.122 [3.10]	1.510 [38.35]	M17 x 1.6g	0.337 [8.56]
11	0.751 [19.07]	1.000 [25.40]	1.374 [34.90]	1.252 [31.80]	0.7500	0.591 [15.00]	0.122 [3.10]	1.510 [38.35]	M20 x 1.6g	0.460 [11.68]
13	0.938 [23.82]	1.188 [30.18]	1.500 [38.10]	1.374 [34.90]	0.8750	0.709 [18.00]	0.122 [3.10]	1.510 [38.35]	M25 x 1.6g	0.569 [14.45]
15	1.062 [26.97]	1.312 [33.32]	1.626 [41.30]	1.500 [38.10]	1.0000	0.866 [22.00]	0.122 [3.10]	1.510 [38.35]	M28 x 1.6g	0.694 [17.63]
17	1.187 [30.15]	1.438 [36.53]	1.752 [44.50]	1.626 [41.30]	1.1875	0.984 [25.00]	0.122 [3.10]	1.510 [38.35]	M32 x 1.6g	0.819 [20.80]
19	1.312 [33.32]	1.562 [39.67]	1.937 [49.20]	1.811 [46.00]	1.2500	1.102 [28.00]	0.154 [3.90]	1.550 [39.37]	M35 x 1.6g	0.919 [23.34]
21	1.437 [36.50]	1.685 [42.80]	2.063 [52.40]	1.937 [49.20]	1.3750	1.220 [31.00]	0.154 [3.90]	1.650 [41.91]	M38 x 1.6g	1.044 [26.52]
23	1.562 [39.67]	1.812 [46.02]	2.189 [55.60]	2.063 [52.40]	1.5000	1.339 [34.00]	0.154 [3.90]	1.650 [41.91]	M41 x 1.6g	1.169 [29.69]
25	1.687 [42.85]	2.000 [50.80]	2.311 [58.70]	2.189 [55.60]	1.6250	1.457 [37.00]	0.154 [3.90]	1.650 [41.91]	M44 x 1.6g	1.294 [32.87]

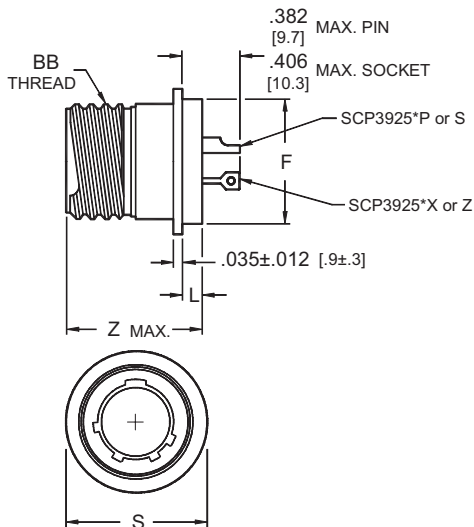
DIMENSIONS IN BRACKETS [] ARE MILLIMETERS

DETAIL - A
(Shell teeth shown for clarity)

10B

SOLDER MOUNT HERMETIC RECEPTACLE SC3925*

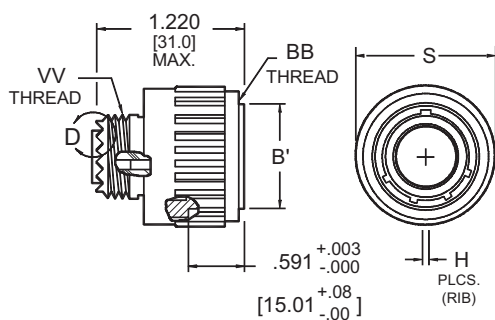
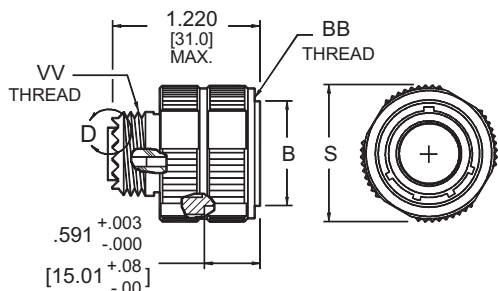
SC3925* P or S
Hermetic, with solder cup contacts
SC3925* X or Z
Hermetic, with eyelet contacts



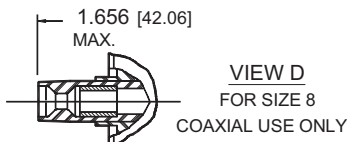
SHELL SIZE	MS SHELL SIZE CODE	BB THREAD CLASS 2A 0.1P-0.3L-TS (PLATED)	F MAX.	L MAX.	S MAX.	Z MAX.
9	A	.6250	.673 [17.1]	.201 [5.1]	.764 [19.4]	.937 [23.8]
11	B	.7500	.783 [19.9]	.201 [5.1]	.858 [21.8]	.937 [23.8]
13	C	.8750	.909 [23.1]	.201 [5.1]	.980 [24.9]	.937 [23.8]
15	D	1.0000	1.031 [26.2]	.201 [5.1]	1.106 [28.1]	.937 [23.8]
17	E	1.1875	1.157 [29.4]	.201 [5.1]	1.232 [31.3]	.937 [23.8]
19	F	1.2500	1.252 [31.8]	.201 [5.1]	1.323 [33.6]	.937 [23.8]
21	G	1.3750	1.378 [35.0]	.201 [5.1]	1.449 [36.8]	.937 [23.8]
23	H	1.5000	1.500 [38.1]	.232 [5.9]	1.575 [40.0]	.968 [24.6]
25	J	1.6250	1.626 [41.3]	.232 [5.9]	1.701 [43.2]	.968 [24.6]

DIMENSIONS IN BRACKETS [] ARE MILLIMETERS

STRAIGHT PLUG SC3926*



ALTERNATE DESIGN
 FOR CLASS J & M



SC3926* Environmental

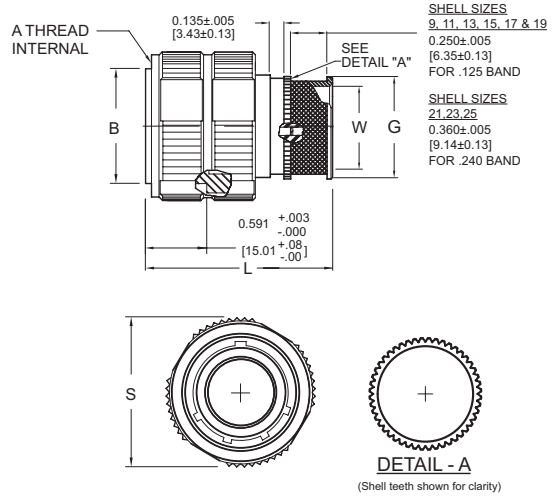
SHELL SIZE	B +.008 -.000 [+0.2 -0.0]	B' MAX.	BB THREAD CLASS 2B 0.1 P-0.3L-TS (PLATED)	H MAX.	S MAX.	VV THREAD METRIC
9	.724 [18.4]	.811 [20.6]	0.625	12	.859 [21.8]	M12x1-6g
11	.831 [21.1]	.929 [23.6]	0.750	14	.984 [25.0]	M15x1-6g
13	1.000 [25.4]	1.110 [28.2]	0.875	16	1.157 [29.4]	M18x1-6g
15	1.130 [28.7]	1.232 [31.3]	1.000	18	1.280 [32.5]	M22x1-6g
17	1.268 [32.2]	1.358 [34.5]	1.188	20	1.406 [35.7]	M25x1-6g
19	1.374 [34.9]	1.469 [37.3]	1.250	22	1.516 [38.5]	M28x1-6g
21	1.500 [38.1]	1.595 [40.5]	1.375	24	1.642 [41.7]	M31x1-6g
23	1.618 [41.1]	1.720 [43.7]	1.500	26	1.768 [44.9]	M34x1-6g
25	1.744 [44.3]	1.843 [46.8]	1.625	28	1.890 [48.0]	M37x1-6g

DIMENSIONS IN BRACKETS [] ARE MILLIMETERS

SC3926SV* Environmental with integrated backshell

SHELL SIZE	FRONT VIEW	SIDE VIEW				
	S MAX	A THREAD CLASS 2B 0.1P-0.3L-TS	B +0.08 [+0.20] -0.00 [-0.00]	G MAX	L MAX	W MAX
9	0.859 [21.80]	0.6250	0.724 [18.40]	0.472 [12.00]	1.600 [40.64]	0.337 [8.56]
11	0.984 [25.00]	0.7500	0.831 [21.10]	0.591 [15.00]	1.600 [40.64]	0.460 [11.68]
13	1.157 [29.40]	0.8750	1.000 [25.40]	0.709 [18.00]	1.600 [40.64]	0.569 [14.45]
15	1.280 [32.50]	1.0000	1.130 [28.70]	0.866 [22.00]	1.600 [40.64]	0.694 [17.63]
17	1.406 [35.70]	1.1875	1.268 [32.20]	0.984 [25.00]	1.600 [40.64]	0.819 [20.80]
19	1.516 [38.50]	1.2500	1.374 [34.90]	1.102 [28.00]	1.600 [40.64]	0.919 [23.34]
21	1.642 [41.70]	1.3750	1.500 [38.10]	1.220 [31.00]	1.700 [43.18]	1.044 [26.52]
23	1.768 [44.90]	1.5000	1.618 [41.10]	1.339 [34.00]	1.700 [43.18]	1.169 [29.69]
25	1.890 [48.00]	1.6250	1.744 [44.30]	1.457 [37.00]	1.700 [43.18]	1.294 [32.87]

DIMENSIONS IN BRACKETS [] ARE MILLIMETERS

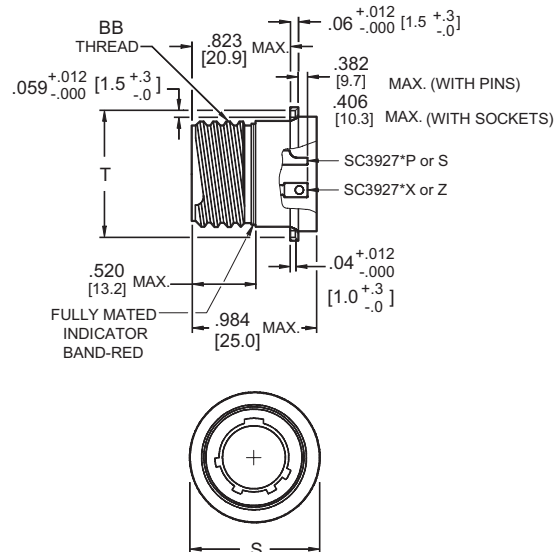


SC3927* WELD MOUNT HERMETIC RECEPTACLE

SC3927* P or S Hermetic, with eyelet contacts SC3927* X or Z Hermetic, with solder cup contacts

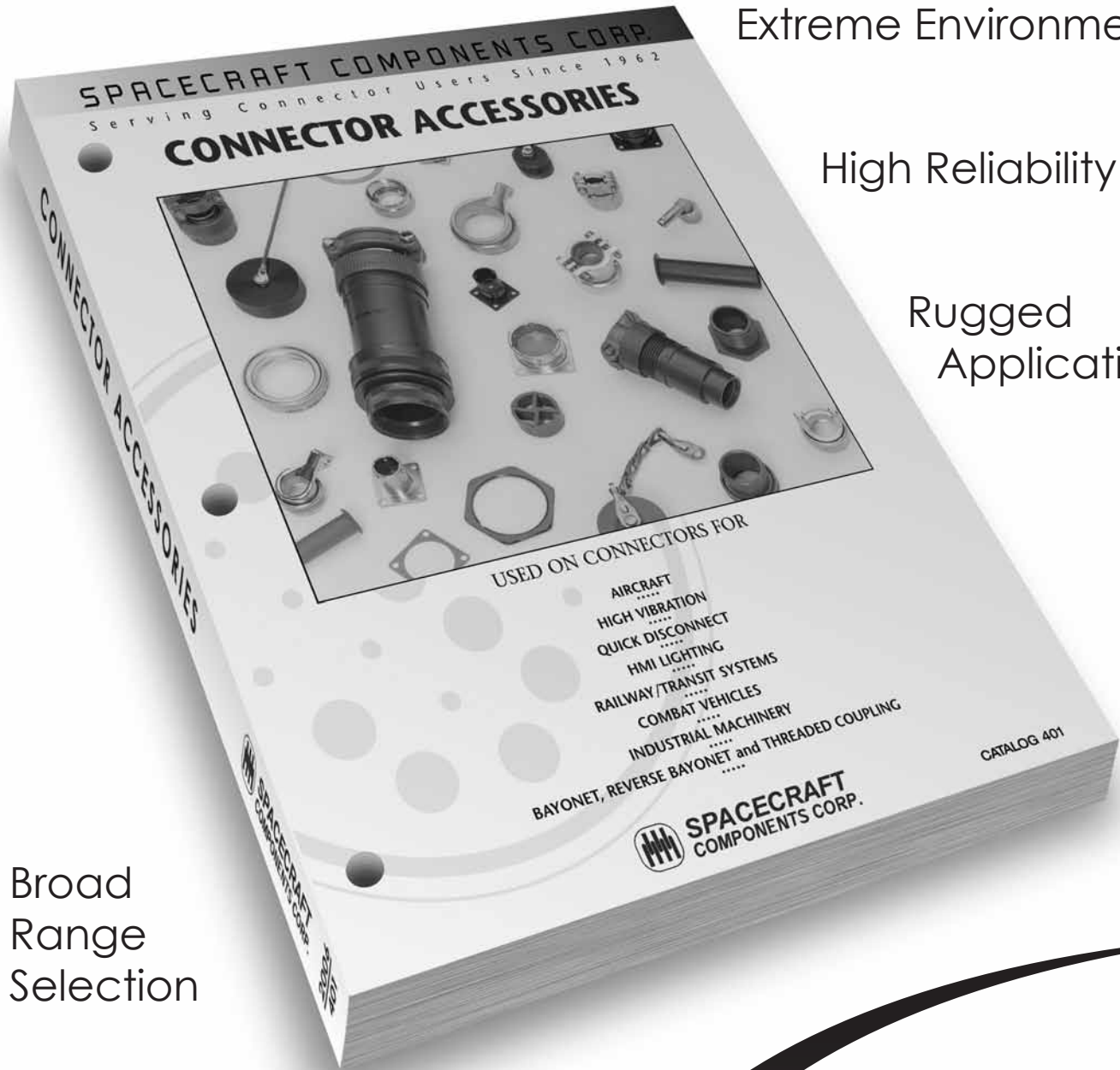
SHELL SIZE	MS SHELL SIZE CODE	BB THREAD CLASS 2A 0.1 P-0.3L-TS (PLATED)	S +0.012 -0.000 [+0.3 -0.0]	T +0.000 -0.012 [+0.0 -0.3]
9	A	.6250	.973 [24.7]	.941 [23.9]
11	B	.7500	1.094 [27.8]	1.063 [27.0]
13	C	.8750	1.220 [31.0]	1.189 [30.2]
15	D	1.0000	1.346 [34.2]	1.314 [33.4]
17	E	1.1875	1.433 [36.4]	1.402 [35.6]
19	F	1.2500	1.579 [40.1]	1.547 [39.3]
21	G	1.3750	1.720 [43.7]	1.689 [42.9]
23	H	1.5000	1.886 [47.9]	1.854 [47.1]
25	J	1.6250	1.972 [50.1]	1.941 [49.3]

DIMENSIONS IN BRACKETS [] ARE MILLIMETERS



10B

Accessorize with Spacecraft



Extreme Environments

High Reliability

Rugged Applications

Broad
Range
Selection

Rapid Service

Technical
Solutions Oriented

Quality Manufacturing
in AMERICA 

YOUR
CONNECTOR
CONSULTANT
SINCE 1962

 **SPACECRAFT**
COMPONENTS CORP.

702.851.7600

SECTION 11B

SC1, SC2 & SC3 SERIES

MIL-DTL-38999 SERIES I, II & III

CONNECTOR ACCESSORY

QUICK REFERENCE

FOR COMPLETE DETAILS ON THESE PARTS SEE **SPACECRAFT CATALOG 401**

ACCESSORY	SERIES I	SERIES II	SERIES III
BACKSHELLS, ENVIRONMENTAL			
STRAIGHT CABLE SEALING GLAND	B002*BF	B002*BF	B002*BG
STRAIGHT - ANAMET CONDUIT	B031*BF	B031*BF	B031*BG
STRAIGHT - FOR PG ADAPTERS	B033*BF	B033*BF	B033*BG
STRAIGHT - FOR PIPE THREAD (PT) ADAPTERS	B035*BF	B035*BF	B035*BG
STRAIGHT - FOR SEALTITE™ LIQUIDTITE CONDUIT	B037*BF	B037*BF	B037*BG
45° CABLE SEALING GLAND	B047*BF	B047*BF	B047*BG
90° CABLE SEALING GLAND	B047*BF	B047*BF	B047*BG
BACKSHELLS, ENVIRONMENTAL EMI/RFI			
STRAIGHT-CONE TYPE	B004*BF	B004*BF	B004*BG
	B049BF17	B049BF17	B049BG18
STRAIGHT - INVERTED CONE TYPE	B015*BF	B015*BF	B015*BG
STRAIGHT-2 RING TYPE	B023*BF	B023*BF	B023*BG
STRAIGHT - LIGHTWEIGHT	B043*BF	B043*BF	B043*BG
45° - CONE TYPE	B004*BF	B004*BF	B004*BF
	B049BF77	B049BF77	B049BG78
45° - INVERTED CONE TYPE	B015*BF	B015*BF	B015*BG
45° - 2 RING TYPE	B023*BF	B023*BF	B023*BG
45° - LIGHTWEIGHT	B043*BF	B043*BF	B043*BG
90° - CONE TYPE	B004*BF	B004*BF	B004*BF
	B049BF76	B049BF76	B049BG79
90° - INVERTED CONE TYPE	B015*BF	B015*BF	B015*BG
90° - 2 RING TYPE	B023*BF	B023*BF	B023*BG
90° - LIGHTWEIGHT	B043*BF	B043*BF	B043*BG

* Additional alpha-numeric are required to complete part number.
 NOTE 1 - Contact sales department for part numbers and availability.

CONTINUED ON NEXT PAGE

CONNECTOR ACCESSORY QUICK REFERENCEFOR COMPLETE DETAILS ON THESE PARTS SEE **SPACECRAFT CATALOG 401**

CONTINUED FROM PREVIOUS PAGE

ACCESSORY	SERIES I	SERIES II	SERIES III
BACKSHELLS, GROMMET NUTS			
	B049BF27	B049BF27	B049BG14S
	B049BF27S	B049BF27S	-
BACKSHELLS, ENVIRONMENTAL EMI/RFI			
STRAIGHT	B049BF17	B049BF17	B049BF18
45°	B049BF77	B049BF77	B049BF78
90°	B049BF76	B049BF76	B049BF79
BACKSHELLS, NON-ENVIRONMENTAL			
STRAIGHT	B001*BF	B001*BF	B001*BG
	B049BF29	B049BF29	B049BG21
45°	B001*BF	B001*BF	B001*BF
90°	B001*BF	B001*BF	B001*BF
BACKSHELLS, NON-ENVIRONMENTAL EMI/RFI			
STRAIGHT - CONE TYPE	B003*BF	B003*BF	B003*BG
	B049BF36	B049BF36	B049BG19
STRAIGHT - INVERTED CONE TYPE	B014*BF	B014*BF	B014*BG
STRAIGHT - 2 RING TYPE	B023*BF	B023*BF	B023*BG
STRAIGHT - LIGHTWEIGHT	B042*BF	B042*BF	B042*BG
45° - CONE TYPE	B003*BF	B003*BF	B003*BF
45° - INVERTED CONE TYPE	B014*BF	B014*BF	B014*BG
45° - 2 RING TYPE	B023*BF	B023*BF	B023*BG
45° - LIGHTWEIGHT	B042*BF	B042*BF	B042*BG
90° - CONE TYPE	B003*BF	B003*BF	B003*BF
	B049BF37	B049BF37	-
90° - INVERTED CONE TYPE	B014*BF	B014*BF	B014*BG
90° - 2 RING TYPE	B023*BF	B023*BF	B023*BG
90° - LIGHTWEIGHT	B042*BF	B042*BF	B042*BG
BACKSHELLS, POTTING FORMS & RINGS			
POTTING FORM	B049BF74	B049BF74	NOTE 1
	B049BF75	B049BF75	NOTE 1
POTTING FORM RING	B049BF58	B049BF58	NOTE 1
	B049BF61	B049BF61	NOTE 1
BACKSHELLS, SHIELD TERMINATIONS			
STRAIGHT - FOR SHRINK BOOT	B005*BF	B005*BF	B005*BG
STRAIGHT	B007*BF	B007*BF	B007*BG
	B049BF30	B049BF30	B049BG20
	B049BF33-1	B049BF33-1	B049BG88
	B049BF85	B049BF85	-
45° - FOR SHRINK BOOT	B005*BF	B005*BF	B005*BG
PRE-ATTACHED SHIELD	B049BF112	B049BF8112	B049BF115
45°	B007*BF	B007*BF	B007*BG
	B049BF86	B049BF86	-
90° - FOR SHRINK BOOT	B005*BF	B005*BF	B005*BG
90°	B007*BF	B007*BF	B007*BG
	B049BF32-1	B049BF32-1	-
	B049BF87	B049BF87	-
PRE-ATTACHED SHIELD	B049BF114	B049BF8114	B049BF117
SHIELD TERMINATION BAND	B049BF128	B049BF128	B049BF128
SHIELD CRIMP RING	B049AF26-2	B049AF26-2	B049AF26-2
BACKSHELL, SHORTING CANS			
	B012*BF	B012*BF	B012*BG
	B013*BF	B013*BF	B013*BG
BACKSHELLS, SHRINK BOOT ADAPTERS			
STRAIGHT BOOT ADAPTER	B006A*BF	B006A*BF	B006A*BG
	B006B*BF	B006B*BF	B006B*BG
	B049BF62	B049BF62	B049BG69

* Additional alpha-numeric are required to complete part number.
NOTE 1 - Contact sales department for part numbers and availability.

CONTINUED ON NEXT PAGE



SC1, SC2 & SC3 SERIES (MIL-DTL-38999)
CONNECTOR ACCESSORY QUICK REFERENCE
 FOR COMPLETE DETAILS ON THESE PARTS SEE **SPACECRAFT CATALOG 401**

CONTINUED FROM PREVIOUS PAGE

ACCESSORY	SERIES I	SERIES II	SERIES III
BACKSHELLS, STRAIN RELIEFS/CABLE CLAMPS			
STRAIGHT STRAIN RELIEF	B049BF45	B049BF45	B049BG38
	B049BF49-1	B049BF49-1	B049BG124
	B049BF49-2	B049BF49-2	-
	B049BF49-2S	B049BF49-2S	-
	B049BF56	B049BF56	-
	B049BF64	B049BF64	-
	B049BF121	B049BF121	-
EMI/RFI	-	-	M85049/103
45° STRAIN RELIEF	B038C*BF	B038C*BF	B038C*BG
	B039CBF	B039CBF	B039CBG
	B049BF57	B049BF57	B049BG15G
	B049BF57G	B049BF57G	B049BG15S
	B049BF57S	B049BF57S	-
EMI/RFI	-	-	M85049/104
90° STRAIN RELIEF	B038D*BF	B038D*BF	B038D*BG
	B039D*BF	B039D*BF	B039D*BG
	B049BF46	B049BF46	B049BG16G
	B049BF47	B049BF47	B049BG16S
	B049BF47S	B049BF47S	B049BG39
	B049BF63	B049BF63	B049BG39S
	B049BF63G	B049BF63G	B049BG126
	B049BF63S	B049BF63S	-
	B049BF65	B049BF65	-
	B049BF123	B049BF123	-
EMI/RFI	-	-	M85049/105
DUMMY RECEPTACLES			
FOR PLUG	DRP07	DRP08	DRP09
	SC9999-*	SC99910-*	SC99922-*
DUST CAPS			
METAL, FOR PLUG	DCP07	DCP08	DCP09*
	SC27501-*	SC27510-*	SC99932-*
METAL, FOR RECEPTACLE	DCR07	DCR08	DCR09
	SC27502-*	SC27511-*	SC99933-*
GASKET FOR FLANGE MOUNT RECEPTACLE			
	M83528/004	M83528/004	M83528/004
	M85049/130	M85049/130	M85049/130
JAM NUTS			
	SC3186-*	SC3186-*	SC99928-*
MOUNTING PLATES			
	B049AF94	B049AF94	B049AF94
	B049AF95	B049AF95	B049AF95
	B049AF96	B049AF96	B049AF96
RUBBER BUSHINGS			
	MS3420	MS3420	MS3420
	MS3420-*A	MS3420-*A	MS3420-*A
	229468-*	229468-*	229468-*
	229469-*	229469-*	229469-*
	B049BG127	B049BG127	B049BG127
	B049BG139	B049BG139	B049BG139
SEALING PLUGS			
	M85049/80	M85049/80	M85049/80
	MS27488-*	MS27488-*	MS27488-*

* Additional alpha-numeric are required to complete part number.
 NOTE 1 - Contact sales department for part numbers and availability.

11B

We've Got You Covered



Contact
Spacecraft's
Consultative Sales Team
for Ordering Information

Quality Manufacturing
in AMERICA 

YOUR
**CONNECTOR
CONSULTANT**
SINCE 1962

 **SPACECRAFT
COMPONENTS CORP.**

702.851.7600

SECTION 12B

SC1, SC2 & SC3 SERIES

(MIL-DTL-38999)

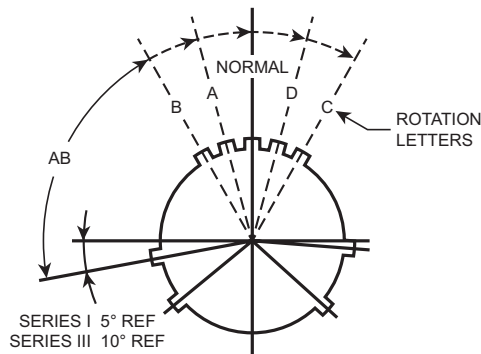
INSERT CONFIGURATIONS

ALTERNATE POSITIONS (POLARIZATION)

MIL-DTL-38999 SERIES I & II

A plug with a given rotation letter will mate with a receptacle with the same rotation letter. The AB angle for a given connector is the same whether it contains pins or sockets. Inserts are not rotated in conjunction with the master key/keyway.

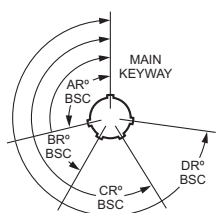
AB angles shown are viewed from the front face of the connector, a receptacle is shown below. The angles for the plug are exactly the same except the direction of rotation is opposite of that shown for the receptacle.



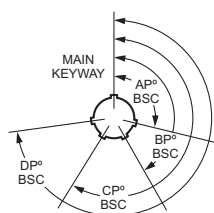
RELATIVE POSSIBLE POSITION OF ROTATED MASTER KEYWAY
(front face of receptacle shown)

MIL-DTL-38999 SERIES III

RECEPTACLE
(front face shown)



PLUG
(front face shown)



SERIES I

MASTER KEY/KEYWAY ROTATION

Shell Size	AS ANGLE OF ROTATION (Degrees)				
	Normal	A	B	C	D
9	95°	77°	-	-	113°
11	95°	81°	67°	123°	109°
13	95°	75°	63°	127°	115°
15	95°	74°	61°	129°	116°
17	95°	77°	65°	125°	113°
19	95°	77°	65°	125°	113°
21	95°	77°	65°	125°	113°
23	95°	80°	69°	121°	110°
25	95°	80°	69°	121°	110°

SERIES II

MASTER KEY/KEYWAY ROTATION

Shell Size	AS ANGLE OF ROTATION (Degrees)				
	Normal	A	B	C	D
8	100°	82°	-	-	118°
10	100°	86°	72°	128°	114°
12	100°	80°	68°	132°	120°
14	100°	79°	66°	134°	121°
16	100°	82°	70°	130°	118°
18	100°	82°	70°	130°	118°
20	100°	82°	70°	130°	118°
22	100°	85°	74°	126°	115°
24	100°	85°	74°	126°	115°

SERIES III

MASTER KEY/KEYWAY ROTATION

Shell Size	Key & Keyway Arrangement Identification Letter	AR° or AP° BSC	BR° or BP° BSC	CR° or CP° BSC	DR° or DP° BSC
9	N	105	140	215	265
	A	102	132	248	320
	B	80	118	230	312
	C	35	140	205	275
	D	64	155	234	304
11, 13, and 15	E	91	131	197	240
	N	95	141	208	236
	A	113	156	182	292
	B	90	145	195	252
	C	53	156	220	255
17 and 19	D	119	146	176	298
	E	51	141	184	242
	N	80	142	196	293
	A	135	170	200	310
	B	49	169	200	244
21, 23, and 25	C	66	140	200	257
	D	62	145	180	280
	E	79	153	197	272
	N	80	142	196	293
	A	135	170	200	310
B	49	169	200	244	
	C	66	140	200	257
	D	62	145	180	280
E	79	153	197	272	

SC1, SC2 & SC3 SERIES (MIL-DTL-38999)

INSERT CONFIGURATIONS BY SHELL SIZE

ALL INSERTS PER MIL-STD-1560

SHELL SIZE - INSERT CONFIGURATION			SERVICE RATING	TOTAL CONTACTS	CONTACT SIZE *								
SERIES I	SERIES II	SERIES III			22D	22M	22	20	16	12	10	8	
9-1	-	9-1	M	1									1T
9-3	-	-	M	3				3					
(9-6)	(8-6)	-	M	6		6							
9-35	8-35	9-35	M	6	6								
(9-44)	(8-44)	-	M	4			4						
9-98	8-98	9-98	I	3				3					
11-2	-	11-2	I	2					2C				
11-4	-	11-4	I	4				4					
11-5	10-5	11-5	I	5				5					
(11-13)	(10-13)	(11-13)	M	13		13							
11-35	10-35	11-35	M	13	13								
11-98	10-98	11-98	I	6				6					
11-99	10-99	11-99	I	7				7					
-	12-3	-	II	3					3C				
13-4	12-4	13-4	I	4					4C				
13-8	12-8	13-8	I	8				8					
(13-22)	(12-22)	(13-22)	M	22		22							
13-35	12-35	13-35	M	22	22								
13-98	12-98	13-98	I	10				10					
15-5	14-5	15-5	II	5					5C				
15-15	14-15	15-15	I	15				14	1C				
15-18	14-18	15-18	I	18				18					
15-19	14-19	15-19	I	19				19					
15-35	14-35	15-35	M	37	37								
(15-37)	(14-37)	-	M	37		37							
15-97	14-97	15-97	I	12				8	4C				
17-2	-	17-2	M	39	38								1T
17-6	16-6	17-6	I	6						6			
-	16-7	-	II	6						6S			
17-8	16-8	17-8	II	8					8C				
17-26	16-26	17-26	I	26				26					
17-35	16-35	17-35	M	55	55								
-	(16-42)	-	M	42			42						
(17-55)	(16-55)	(17-55)	M	55		55							
17-99	16-99	17-99	I	23				21	2C				
19-11	18-11	19-11	II	11					11C				
19-18	-	19-18	M	18	14								4T
19-28	18-28	19-28	I	28				26	2C				
19-30	18-30	19-30	I	30				29	1C				
19-32	18-32	19-32	I	32				32					
19-35	18-35	19-35	M	66	66								

Parentheses () indicate inactive for new design.

* Letters following contact sizes indicate as follows:

C Available as coax or standard contacts.

S Size 12A shielded contacts.

T Twinax contacts.

CONTACT RATINGS

Contact Size	TEST CURRENT		MAXIMUM MILLIVOLT DROP		
	Standard	Hermetic	Crimp	Solder	
				Standard	Hermetic
22M	3	2	30	20	60
22D	5	-	40	-	-
22	5	3	40	20	85
20	7.5	5	35	20	60
16	13	10	25	20	85
12	23	17	25	-	85

SERVICE RATINGS*

SERVICE RATING	SUGGESTED OPERATING VOLTAGE (Sea level)		TEST VOLTAGE			
	AC (rms)	DC	Sea Level	50,000 FT.	70,000 FT.	110,000 FT.
M	400	550	1300 VRMS	550 VRMS	350 VRMS	200 VRMS
I	600	850	1800 VRMS	600 VRMS	400 VRMS	200 VRMS
II	900	1250	2300 VRMS	800 VRMS	500 VRMS	200 VRMS

* Since the design engineer knows what transients, peak voltages, switching surges, etc., can be expected in a particular circuit, the establishment of electrical safety factors is left entirely in his hands.

SC1, SC2 & SC3 SERIES (MIL-DTL-38999)

INSERT CONFIGURATIONS BY SHELL SIZE

ALL INSERTS PER MIL-STD-1560

SHELL SIZE - INSERT CONFIGURATION			SERVICE RATING	TOTAL CONTACTS	CONTACT SIZE *								
SERIES I	SERIES II	SERIES III			22D	22M	22	20	16	12	10	8	
19-45	18-45	19-45	M	67	67								
(19-53)	(18-53)	-	M	53			53						
(19-66)	(18-66)	(19-66)	M	66		66							
(19-67)	(18-67)	-	M	67		67							
-	18-96	-	I	9						9C			
(21-1)	(20-1)	(21-1)	M	79		79							
-	(20-2)	-	M	65			65						
21-11	-	21-11	I	11						11C			
21-16	20-16	21-16	II	16					16C				
21-24	20-24	21-24	I	24				24					
21-25	20-25	21-25	I	25				25					
21-27	20-27	21-27	I	27				27					
21-35	20-35	21-35	M	79	79								
21-39	20-39	21-39	I	39				37	2C				
21-41	20-41	21-41	I	41				41					
21-75	20-75	21-75	M	4									4T
(23-1)	(22-1)	(23-1)	M	100		100							
(23-2)	(22-2)	-	M	85			85						
23-21	22-21	23-21	II	21					21C				
23-32	22-32	23-32	I	32				32					
23-34	22-34	23-34	I	34				34					
23-35	22-35	23-35	M	100	100								
23-36	22-36	23-36	I	36				36					
23-53	22-53	23-53	I	53				53					
23-55	22-55	23-55	I	55				55					
23-97	22-97	23-97	I	16					16				
23-99	22-99	23-99	II	11					11				
(25-1)	(24-1)	(25-1)	M	128		128							
(25-2)	(24-2)	(25-2)	M	100			100						
25-4	24-4	25-4	I	56				48	8C				
25-7	-	25-7	M	99	97								2T
25-8	-	25-8	M	8									8T
25-11	-	25-11	I	11				2				9	
25-19	24-19	25-19	I	19						19C			
25-20	-	25-20	I	30				10	13F	4C			3T
25-24	24-24	25-24	I	24					12C	12C			
25-29	24-29	25-29	I	29					29C				
25-35	24-35	25-35	M	128	128								
25-43	-	25-43	I	43				23	20C				
25-46	-	25-46	I	46				40	4				2C
25-61	24-61	25-61	I	61				61					
25-90	-	25-90	I	46				40	4				2T

Parentheses () indicate inactive for new design.

* Letters following contact sizes indicate as follows:
 C Available as coax or standard contacts.
 S Size 12A shielded contacts.
 T Twinax contacts.

CONTACT RATINGS

Contact Size	TEST CURRENT		MAXIMUM MILLIVOLT DROP		
	Standard	Hermetic	Crimp	Solder	
				Standard	Hermetic
22M	3	2	30	20	60
22D	5	-	40	-	-
22	5	3	40	20	85
20	7.5	5	35	20	60
16	13	10	25	20	85
12	23	17	25	-	85

SERVICE RATINGS*


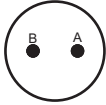


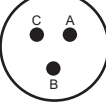
SERVICE RATING	SUGGESTED OPERATING VOLTAGE (Sea level)		TEST VOLTAGE			
	AC (rms)	DC	Sea Level	50,000 FT.	70,000 FT.	110,000 FT.
M	400	550	1300 VRMS	550 VRMS	350 VRMS	200 VRMS
I	600	850	1800 VRMS	600 VRMS	400 VRMS	200 VRMS
II	900	1250	2300 VRMS	800 VRMS	500 VRMS	200 VRMS


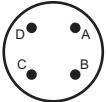
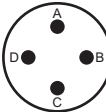
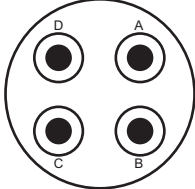

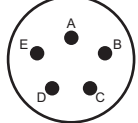
* Since the design engineer knows what transients, peak voltages, switching surges, etc., can be expected in a particular circuit, the establishment of electrical safety factors is left entirely in his hands.




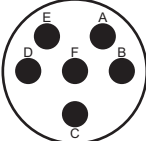
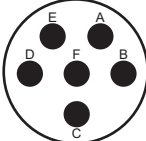
SC1, SC2 & SC3 (MIL-DTL-38999)

INSERT CONFIGURATIONS BY NUMBER OF CONTACTS

Face View of Pin Inserts Shown at Approximately Three-Quarters Actual Size

	1 CONTACTS	2 CONTACTS	3 CONTACTS		
					
	9-1	11-2 B2	9-3	8-98 9-98 A98	12-3
CONTACTS	1-#8 TWINAX	2-#16	3-#20	3-#20	3-#16
RATING	I	I	M	I	II

	4 CONTACTS			5 CONTACTS		
						
	(8-44) (9-44)	11-4 B4	12-4 13-4 C4	21-75	10-5 11-5 B5	14-5 15-5 D5
CONTACTS	4-#22	4-#20	4-#16	4-#8 TWINAX	5-#20	5-#16
RATING	M	I	I	M	I	II

	6 CONTACTS				
					
	(8-6) (9-6)	8-35 9-35 A35	10-98 11-98 B98	16-6 17-6 E6	16-7
CONTACTS	6-#22M	6-#22D	6-#20	6-#12	6-#12 SHIELDED
RATING	M	M	I	I	M

Inserts per MIL-STD-1560

Parentheses () indicate insert is inactive for new design.

SC1, SC2 & SC3 (MIL-DTL-38999)

INSERT CONFIGURATIONS BY NUMBER OF CONTACTS

Face View of Pin Inserts Shown at Approximately Three-Quarters Actual Size

	7 CONTACTS		8 CONTACTS			9 CONTACTS
	10-99 11-99 B99	12-8 13-8 C8	16-8 17-8 E8	25-8	18-96	
CONTACTS	7-#20	8-#20	8-#16	8-#8 TWINAX	9-#12	
RATING	I	I	II	M	I	

	10 CONTACTS	11 CONTACTS			
	12-98 13-98 C98	18-11 19-11 F11	21-11 G11	22-99 23-99 H99	25-11 J11
CONTACTS	10-#20	11-#16	11-#12	11-#16	2-#20 (K,L) 9-#10 (A-J)
RATING	I	II	M	II	I

	12 CONTACTS	13 CONTACTS		15 CONTACTS	16 CONTACTS	
	14-97 15-97 D97	(10-13) (11-13) (B13)	10-35 11-35 B35	14-15 15-15 D15	20-16 21-16 G16	22-97 23-97 H97
CONTACTS	8-#20 A,B,D-F,H-K) 4-#16 (C,G,L,M)	13-#22M	13-#22D	14-#20 (A-N,R) 1-#16 (P)	16-#16	16-#16
RATING	I	M	M	I	II	I

Inserts per MIL-STD-1560
 Parentheses () indicate insert is inactive for new design.

SC1, SC2 & SC3 (MIL-DTL-38999)

INSERT CONFIGURATIONS BY NUMBER OF CONTACTS

Face View of Pin Inserts Shown at Approximately Three-Quarters Actual Size

	18 CONTACTS		19 CONTACTS	
	14-18 15-18 D18	19-18 F18	14-19 15-19 D19	24-19 25-19 J19
CONTACTS	18-#20	14-#22D (A,C-E,G-J,L-N,R-U) 4-#8 (B,F,K,P)	19-#20	19-#12
RATING	I	M	I	I

	21 CONTACTS	22 CONTACTS		23 CONTACTS
	22-21 23-21 H21	(12-22) (13-22) (C22)	12-35 13-35 C35	16-99 17-99 E99
CONTACTS	21-#16	22-#22M	22-#22D	21-#20 (A-V,X) 2-#16 (W,Z)
RATING	II	M	M	I

	24 CONTACTS		25 CONTACTS	26 CONTACTS
	20-24 21-24 G24	24-24 25-24 J24	20-25 21-25 G25	16-26 17-26 E26
CONTACTS	24-#20	12-#16 (C,F-K,N,U-W,Z,a) 12-#12 (A,B,E,L,M,P-T,X,Y)	25-#20	26-#20
RATING	I	I	I	I

Inserts per MIL-STD-1560

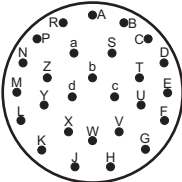

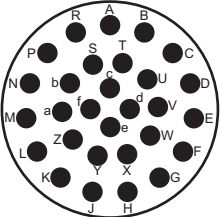
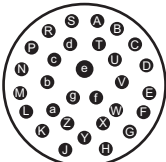
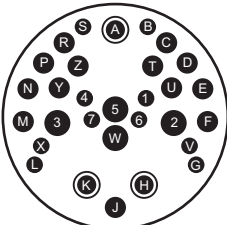
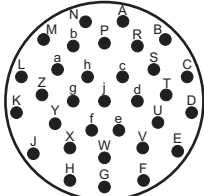
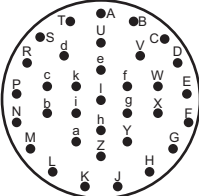
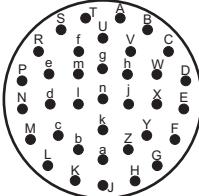

Parentheses () indicate insert is inactive for new design.



SC1, SC2 & SC3 (MIL-DTL-38999)

INSERT CONFIGURATIONS BY NUMBER OF CONTACTS

Face View of Pin Inserts Shown at Approximately Three-Quarters Actual Size

	27 CONTACTS	28 CONTACTS	29 CONTACTS
			
	20-27 21-27 G27	18-28 19-28 F28	24-29 25-29 J29
CONTACTS	27-#20	26-#20 (A-Y, a-D) 2-#16 (Z, e)	29-#16
RATING	I	I	I
	30 CONTACTS	32 CONTACTS	
			
	18-30 19-30 F30	25-20 J-20	18-32 19-32 F32
	22-32 23-32 H32		
CONTACTS	29-#20 (A-d, f, g.) 1-#16 (e)	10-#20 (B, G, L, S, V, X, 1, 4, 6, 7) 13-#16 (C-F, J, M-R, T, U, Y, Z) 4-#12 (W, 2, 3, 5); 3-#8 triax (A, H, K)	32-#20
RATING	I	I	I
	34 CONTACTS	36 CONTACTS	37 CONTACTS
			
	22-34 23-34 H34	22-36 23-36 H36	(14-37) (15-37)
CONTACTS	34-#20	36-#20	37-#22D 37-#22M
RATING	I	I	M

12B

Inserts per MIL-STD-1560
 Parentheses () indicate insert is inactive for new design.

SC1, SC2 & SC3 (MIL-DTL-38999)

INSERT CONFIGURATIONS BY NUMBER OF CONTACTS

Face View of Pin Inserts Shown at Approximately Three-Quarters Actual Size

	39 CONTACTS		41 CONTACTS		42 CONTACTS	
	20-39 21-39 G39	17-2 E2	20-41 21-41 G41		(16-42)	
CONTACTS	37-#20 (A-K,n-q) 2-#16 (m,r)	38-#22D 1-#8 TWINAX	41-#20		42-#22	
RATING	I	M	I		M	

	43 CONTACTS		46 CONTACTS	
	25-43 J43		25-46 J46	25-90 J90
CONTACTS	23-#20 (A-Z) 20-#16 (q-x)		40-#20 (A-u) 4-#16 (v,x,y,AA) 2-#8 (w,z)	40-#20 (A-u) 4-#16 (v,x,y,AA) 2-#8 TWINAX (W,Z)
RATING	I		I	I

	53 CONTACTS		55 CONTACTS		
	(18-53) (19-53)	22-53 23-53 H53	16-35 17-35 E35	(16-55) (17-55) (E55)	22-55 23-55 H55
CONTACTS	53-#22	53-#20	55-#22D	55-#22M	55-#20
RATING	M	I	M	M	I

Inserts per MIL-STD-1560

Parentheses () indicate insert is inactive for new design.

SC1, SC2 & SC3 (MIL-DTL-38999)

INSERT CONFIGURATIONS BY NUMBER OF CONTACTS

Face View of Pin Inserts Shown at Approximately Three-Quarters Actual Size

	56 CONTACTS	61 CONTACTS	65 CONTACTS
	24-4 25-4 J4	24-61 25-61 J61	(20-2)
CONTACTS	48-#20 (A-x,BB,CC,GG,HH,KK) 8-#16 (y-AA,DD-FF,JJ,LL)	61-#20	65-#22
RATING	I	I	M

	66 CONTACTS	67 CONTACTS
	18-35 19-35 F35	(18-66) (19-66) (F66)
CONTACTS	66-#22D	67-#22M
RATING	M	M

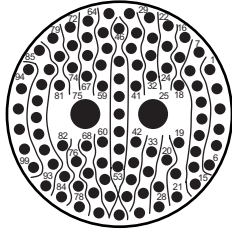
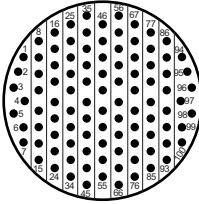
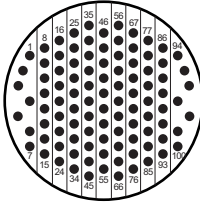
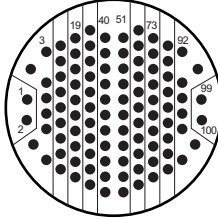
	79 CONTACTS	85 CONTACTS
	(20-1) (21-1) (G-1)	20-35 21-35 G35
CONTACTS	79-#22M	79-#22D
RATING	M	M

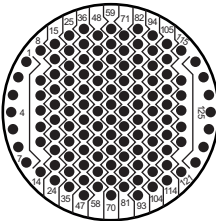
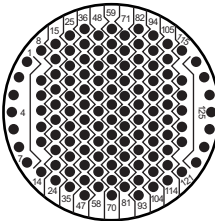
Inserts per MIL-STD-1560
 Parentheses () indicate insert is inactive for new design.

SC1, SC2 & SC3 (MIL-DTL-38999)

INSERT CONFIGURATIONS BY NUMBER OF CONTACTS

Face View of Pin Inserts Shown at Approximately Three-Quarters Actual Size

	99 CONTACTS		100 CONTACTS	
				
	25-7 J7	(22-1) (23-1) (H1)	22-35 23-35 H35	(24-2) (25-2) (J2)
CONTACTS	97-#22D 2-TWINAX	100-#22M	100-#22D	100-#22
RATING	M	M	M	M

	128 CONTACTS	
		
	(24-1) (25-1) (J1)	24-35 25-35 J35
CONTACTS	128-#22M	128-#22D
RATING	M	M

Inserts per MIL-STD-1560

Parentheses () indicate insert is inactive for new design.

SECTION 13B SC308 SERIES D-SUBMINIATURE (MIL-DTL-24308)

This series is widely used on military and commercial systems ranging from satellites to telecommunication and computer equipment. It features a one piece insulator for improved temperature characteristics and increased moisture resistance.

Both the standard and high density types often offer the most economical solution to any interconnect problem as they accommodate a great number of circuits in relation to their size and weight. From 1952 to the present, the D-Subminiature family of connectors has grown to include a wide variety of styles, options, and accessories and has found worldwide acceptance for multiple applications.

MATERIALS AND FINISHES

	MATERIAL	FINISH
SHELL	Steel per ASTM A-620	Yellow chromate over cadmium QQ-P-416 Type II Class 2
INSULATOR	Diallyl phthalate glass-filled per MIL-M-14, type SDG-F, color green	-
CONTACT	Copper alloy	Gold 50 microinches minimum thickness per MIL-G-45204 Type II Grade C Class 1 over copper per MIL-C-14550

PERFORMANCE SPECIFICATIONS

CURRENT RATING	#20; 7.5 Amp #22; 5 Amp
TEMPERATURE RATING	-65° C to + 150°C (-85° F to + 302°F)
CONTACT RESISTANCE AFTER SALT SPRAY, MILLIVOLT MAX.	Size 20: 55 @ 7.5 Amp test current

SC308 SERIES D-SUBMINIATURE

STANDARD DENSITY
SIZE 20 CONTACTS

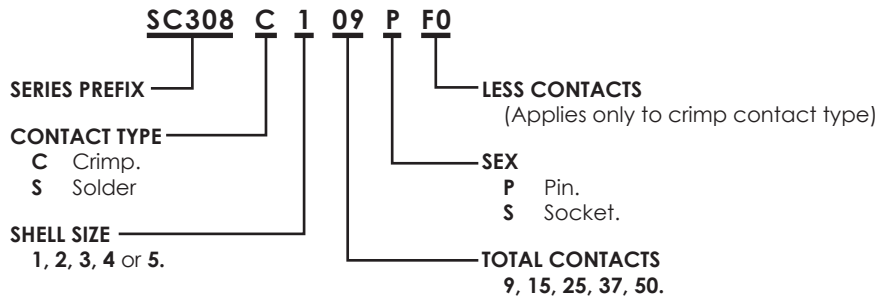
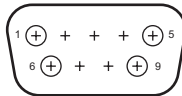


TABLE I.

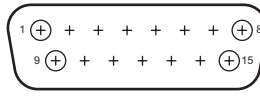
SHELL SIZE	TOTAL CONTACTS	CONNECTOR PART NUMBER			
		PIN CONTACTS M39029/63-368	SOCKET CONTACTS M39029/64-369	PIN CONTACTS SOLDER	SOCKET CONTACTS SOLDER
1	9	SC308C109P	SC308C109S	SC308S109P	SC308S109S
2	15	SC308C215P	SC308C215S	SC308S215P	SC308S215S
3	25	SC308C325P	SC308C325S	SC308S325P	SC308S325S
4	37	SC308C437P	SC308C437S	SC308S437P	SC308S437S
5	50	SC308C550P	SC308C550S	SC308S550P	SC308S550S

SHELL SIZE 1 (E)



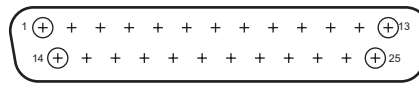
(9 CONTACTS)

SHELL SIZE 2 (A)



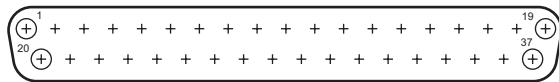
(15 CONTACTS)

SHELL SIZE 3 (B)



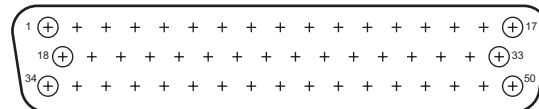
(25 CONTACTS)

SHELL SIZE 4 (C)



(37 CONTACTS)

SHELL SIZE 5 (D)



(50 CONTACTS)

TABLE II. TOOLING

PART NUMBER	SEX	SIZE	AWG	INSERTION	REMOVAL	UNWIRED CONTACT	CRIMP TOOL	LOCATION
M39029/63-368	Socket	20	20-24	M81969/1-02 M81969/14-02	M81969/1-02 M81969/14-02	M81969/30-11	M22520/2-01	M22520/2-08
M39029/64-369	Pin	20	20-24	M81969/1-02 M81969/39-01	M81969/1-02 M81969/39-01	M81969/30-11	M22520/2-01	M22520/2-08



SC308 SERIES D-SUBMINIATURE

HIGH DENSITY
SIZE 22 CONTACTS

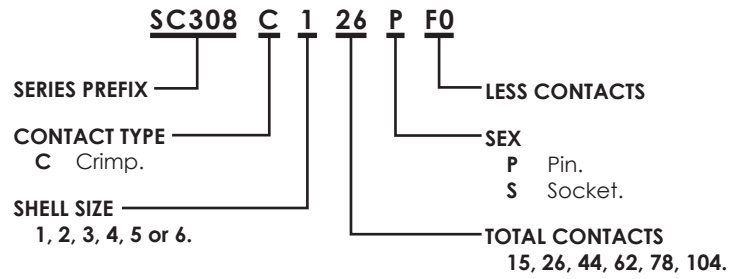
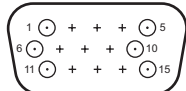


TABLE I.

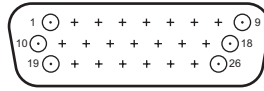
SHELL SIZE	TOTAL CONTACTS	CONNECTOR PART NUMBER	
		PIN CONTACTS M39029/58-360	SOCKET CONTACTS M39029/57-354
1	15	SC308C115P	SC308C115S
2	26	SC308C226P	SC308C226S
3	44	SC308C344P	SC308C344S
4	62	SC308C462P	SC308C462S
5	78	SC308C578P	SC308C578S
6	104	SC308C6104P	SC308C6104S

SHELL SIZE 1



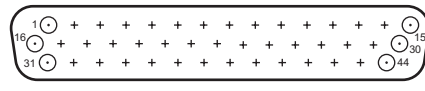
(15 CONTACTS)

SHELL SIZE 2



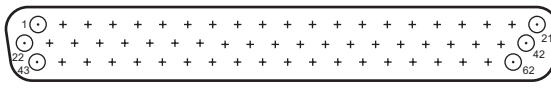
(26 CONTACTS)

SHELL SIZE 3



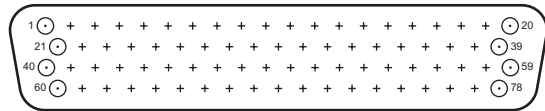
(44 CONTACTS)

SHELL SIZE 4



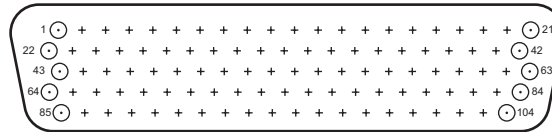
(62 CONTACTS)

SHELL SIZE 5



(78 CONTACTS)

SHELL SIZE 6

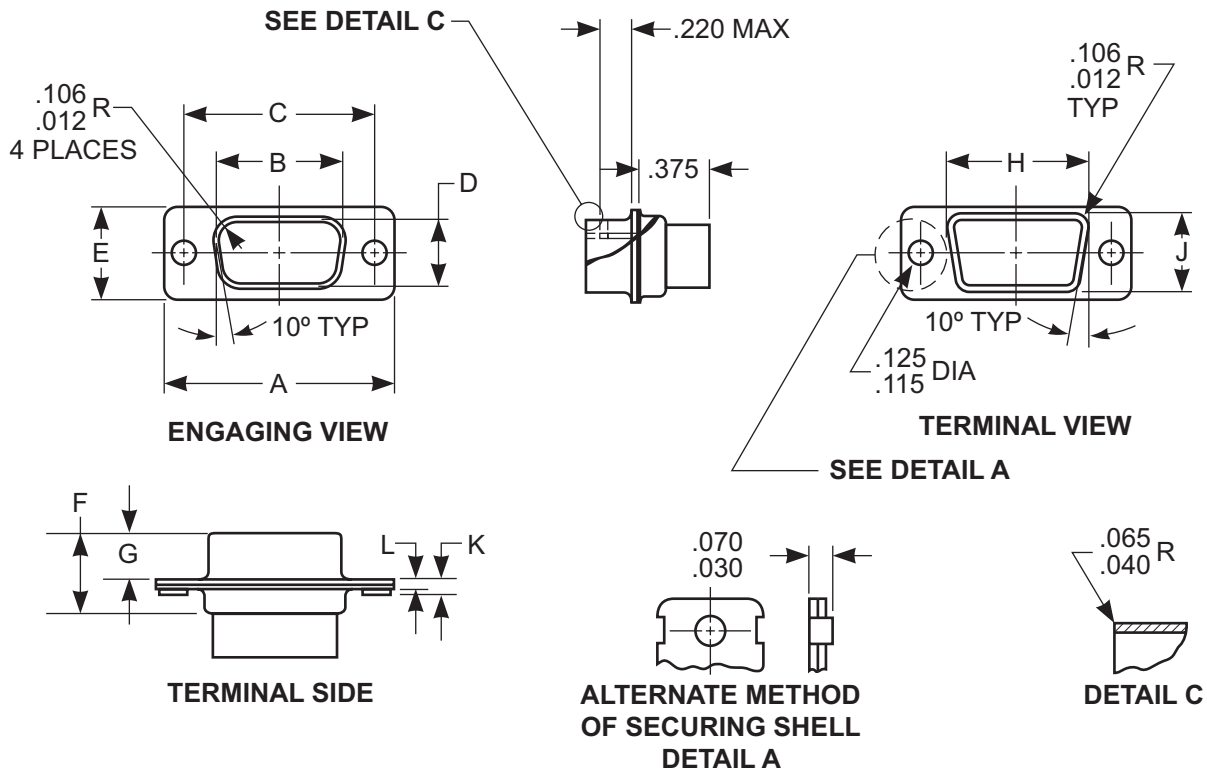


(104 CONTACTS)

TABLE II. TOOLING

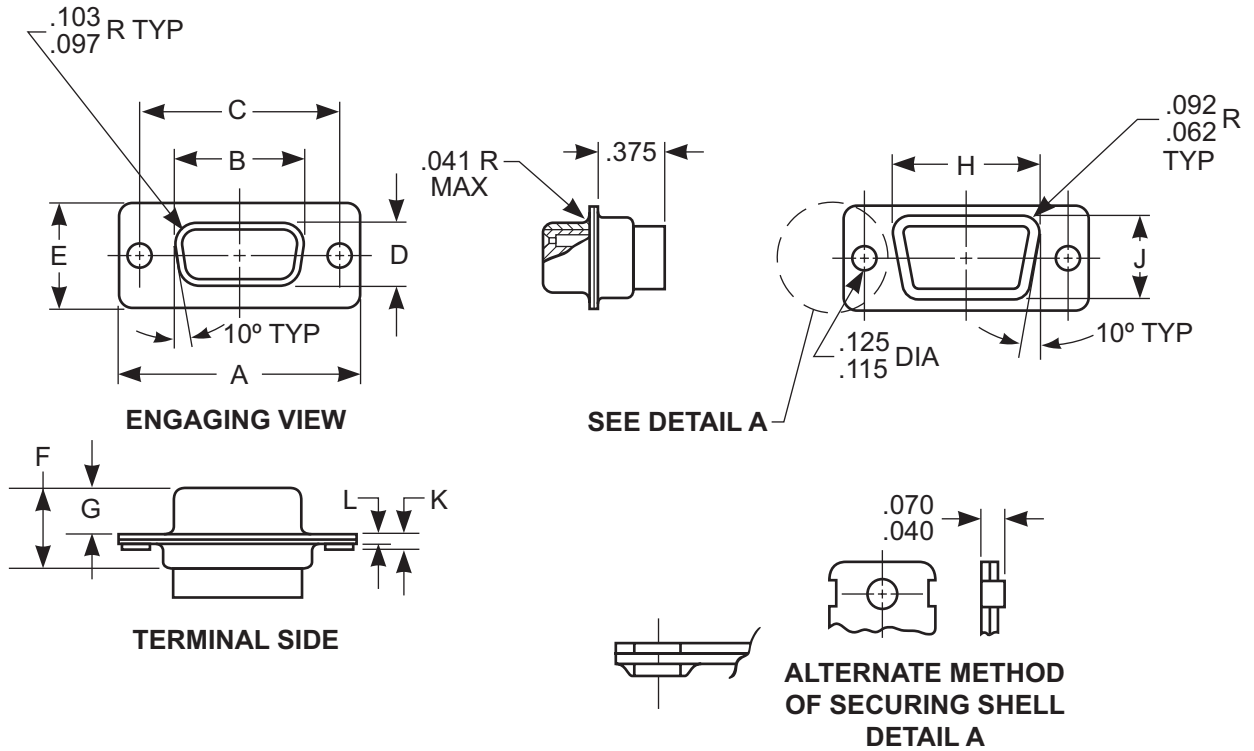
PART NUMBER	SEX	SIZE	AWG	INSERTION	REMOVAL	UNWIRED CONTACT	CRIMP TOOL	LOCATION
M39029/57-354	Socket	22	22-28	M81969/8-01	M81969/8-02	M81969/30-08	M22520/2-01	M22520/2-08
				M81969/14-01	M81969/14-01		M22520/7-01	M22520/7-06
M39029/58-360	Pin	22	22-28	M81969/8-01	M81969/8-02	M81969/30-08	M22520/2-01	M22520/2-09
				M81969/14-01	M81969/14-01		M22520/7-01	M22520/7-07

PLUG SHELL FOR PIN CONTACTS



SHELL SIZE	DIMENSIONS										
	A	B	C	D	E	F	G	H	J	K	L
1	1.228	.671	.989	.334	.509	.432	.241	.769	.432	.060	.040
	(31.19)	(17.04)	(25.12)	(8.48)	(12.93)	(10.97)	(6.12)	(19.53)	(10.97)	(1.52)	(1.02)
	1.198	.661	.979	.324	.479	.412	.229	.749	.412	.035	.020
2	1.556	.999	1.317	.334	.509	.432	.241	1.093	.432	.060	.040
	(39.52)	(25.37)	(33.45)	(8.48)	(12.93)	(10.97)	(6.12)	(27.76)	(10.97)	(1.52)	(1.02)
	1.526	.989	1.307	.324	.479	.412	.229	1.073	.412	.035	.020
3	2.103	1.539	1.857	.334	.509	.436	.236	1.635	.432	.070	.049
	(53.42)	(39.09)	(47.17)	(8.48)	(12.93)	(11.07)	(5.99)	(41.53)	(10.97)	(1.78)	(1.24)
	2.073	1.529	1.847	.324	.479	.416	.224	1.615	.412	.050	.029
4	2.744	2.187	2.505	.334	.509	.436	.236	2.282	.432	.070	.049
	(69.70)	(55.55)	(63.63)	(8.48)	(12.93)	(11.07)	(5.99)	(57.96)	(10.97)	(1.78)	(1.24)
	2.714	2.177	2.495	.324	.479	.416	.224	2.262	.412	.050	.029
5	2.650	2.04	2.411	.441	.620	.436	.236	2.188	.544	.070	.049
	(67.31)	(52.93)	(61.24)	(11.20)	(15.75)	(11.07)	(5.99)	(55.58)	(13.82)	(1.78)	(1.24)
	2.620	2.074	2.401	.431	.590	.416	.224	2.168	.524	.050	.029
6	2.744	2.217	2.505	.508	.683	.436	.236	2.312	.606	.070	.049
	(69.70)	(56.31)	(63.63)	(12.90)	(17.35)	(11.07)	(6.99)	(58.72)	(15.39)	(1.78)	(1.24)
	2.714	2.207	2.495	.498	.663	.416	.224	2.292	.586	.050	.029
	(68.94)	(56.06)	(63.37)	(12.65)	(16.59)	(10.57)	(5.69)	(58.22)	(14.88)	(1.27)	(0.74)

RECEPTACLE SHELL FOR SOCKET CONTACTS



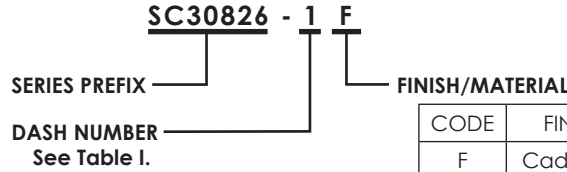
SHELL SIZE	DIMENSIONS										
	A	B	C	D	E	F	G	H	J	K	L
1	1.228	.648	.989	.316	.509	.439	.248	.769	.432	.060	.040
	(31.19)	(16.46)	(25.12)	(8.03)	(12.93)	(11.15)	(6.30)	(19.53)	(10.97)	(1.52)	(1.02)
	1.198	.638	.979	.306	.479	.419	.238	.749	.412	.035	.020
2	(30.43)	(16.21)	(24.87)	(7.77)	(12.17)	(10.54)	(6.05)	(19.02)	(10.46)	(.89)	(.51)
	1.556	.976	1.317	.316	.509	.439	.248	1.093	.432	.060	.040
	(39.52)	(24.79)	(33.45)	(8.03)	(12.93)	(11.15)	(6.30)	(27.76)	(10.97)	(1.52)	(1.02)
3	1.526	.966	1.307	.306	.479	.419	.238	1.073	.412	.035	.020
	(38.76)	(24.79)	(33.20)	(7.77)	(12.17)	(10.64)	(6.05)	(27.25)	(10.46)	(.89)	(.51)
	2.103	1.516	1.857	.316	.509	.439	.248	1.635	.432	.060	.040
4	(53.42)	(38.51)	(47.17)	(8.03)	(12.93)	(11.15)	(6.30)	(41.53)	(10.97)	(1.52)	(1.02)
	2.073	1.506	1.847	.306	.479	.419	.238	1.615	.412	.035	.020
	(52.65)	(38.25)	(46.91)	(7.77)	(12.17)	(10.64)	(6.05)	(41.02)	(10.46)	(.89)	(.51)
5	2.744	2.164	2.505	.316	.509	.439	.248	2.282	.432	.060	.040
	(69.76)	(54.97)	(63.63)	(8.03)	(12.93)	(11.15)	(6.30)	(57.96)	(16.97)	(1.52)	(1.02)
	2.714	2.154	2.495	.306	.479	.419	.238	2.262	.412	.035	.020
6	(68.94)	(54.71)	(63.37)	(7.77)	(12.17)	(10.64)	(6.05)	(57.45)	(10.46)	(.89)	(.51)
	2.650	2.069	2.411	.428	.620	.439	.248	2.188	.544	.060	.040
	(67.31)	(52.55)	(61.24)	(10.87)	(15.75)	(11.15)	(6.30)	(55.58)	(13.82)	(1.52)	(1.02)
7	2.620	2.059	2.401	.418	.590	.419	.238	2.168	.524	.035	.020
	(66.55)	(52.30)	(60.99)	(10.62)	(14.99)	(10.64)	(6.05)	(55.07)	(13.31)	(.89)	(.51)
	2.744	2.194	2.505	.490	.683	.439	.248	2.312	.606	.060	.040
8	(69.70)	(55.73)	(63.63)	(12.45)	(17.35)	(11.15)	(6.30)	(58.72)	(15.39)	(1.52)	(1.02)
	2.714	2.184	2.495	.480	.653	.419	.238	2.292	.586	.035	.020
	(68.94)	(55.47)	(63.37)	(12.19)	(16.59)	(10.64)	(6.05)	(58.22)	(14.88)	(.89)	(.51)

ACCESSORIES

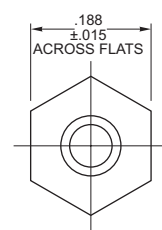
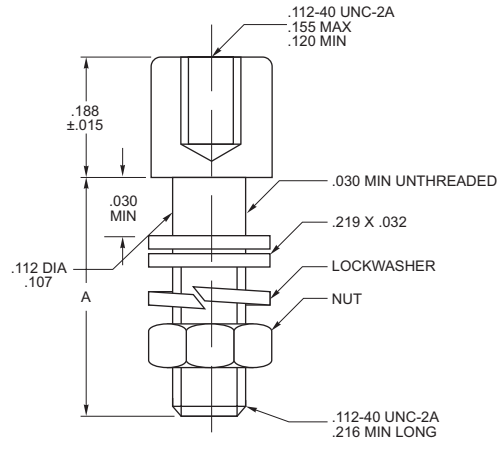
BACKSHELLS

DESCRIPTION	PART NUMBER
Straight strain relief, straight clamp	B049DS48-1*
Straight strain relief, round clamp	B049DS48-2*
Straight strain relief, large straight clamp	B049DS48-3*
90° strain relief	B049DS50*

FEMALE SCREW-LOCK



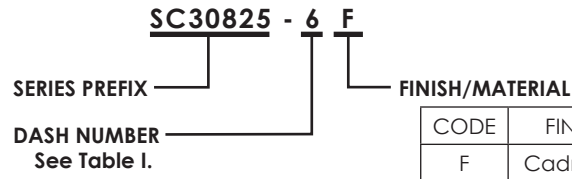
CODE	FINISH	MATERIAL
F	Cadmium	Cold rolled steel
P	Passivated	Stainless steel



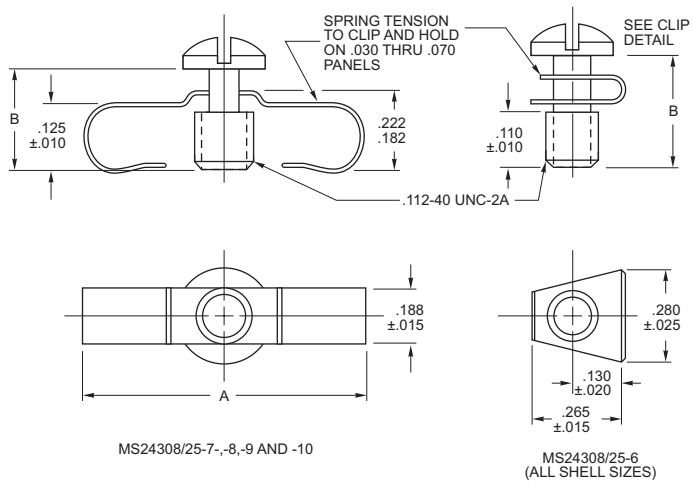
**TABLE I.
DASH NUMBER**

DASH NUMBER	A ±.015
-1	.312
-2	.625

MALE SCREW-LOCK



CODE	FINISH	MATERIAL
F	Cadmium	Cold rolled steel
P	Passivated	Stainless steel



DASH NUMBER	APPLICABILITY				DIMENSIONS	
	WITHOUT BACKSHELLS		WITH BACKSHELLS		A	B
	SC308C*	SHELL SIZE	SC308C*	SHELL SIZE		
-6	-	1,2,3, 4,5,6	N/A	-	Use B	.250 ±.000
-7	N/A	-	Plug	3,4	.555 ±.015 Use A	.312 ±.010
-8	N/A	-	Plug	5	.656 ±.015 Use A	.312 ±.010
-9	-	1,2,3,4	-	1,2,3,4	.555 ±.015 Use A	.281 ±.010
-10	-	5	Receptacle	5	.656 ±.015 Use A	.281 ±.010

SECTION 14B

TERMINATION BANDS

(MIL-DTL-85049)

14B

TERMINATION BANDS

ORDERING INFORMATION

These Bands are commonly used to attach a braid or a shield to a backshell. They come in two shapes: Coiled or flat.

To provide our customers with a cost effective solution, Spacecraft Components now manufactures Termination Bands and is qualified to the M85049/128 specification.

Shown below is a summary of the various bands and their respective tools.

ELECTRO-ADAPTER	SHAPE	SIZE	SCP P/N	MILITARY REFERENCE	MILITARY TOOL	NON MILITARY APPLICATIONS	
						ELECTRO-ADAPTER TOOL	DANIELS TOOL
214LF002	Flat	.245 x 14.0	SCPSE-02F	M85049/128-1	M81306/2-01 ▲	EAK214-25 ▲	DBS-1101 ▲
214L0002	Coiled		SCPSE-02C	M85049/128-2			

BAND-IT®	SHAPE	SIZE	SCP P/N	MILITARY REFERENCE	MILITARY TOOLS	NON MILITARY APPLICATIONS		
						BAND-IT® TOOLS	DANIELS TOOLS	GLENAIR TOOLS
A10089	Flat	.242 x 14.25	SCPBE-02F	M85049/128-3	M81306/1-01 ●	A40199 ●	DBS-2100 ●	600-058 ●
A10088	Coiled		SCPBE-02C	M85049/128-4				
A11089	Flat	.242 x 18.00	N/A	N/A				
A31189*	Flat	.120 x 8.125	SCPBE-04F	M85049/128-7	M81306/1-02 ●	A30199 ●	DBS-2200 ●	600-061 ●
A31188*	Coiled		SCPBE-04C	M85049/128-8				
A31089*	Flat	.120 x 14.30	SCPBE-03F	N/A				

* Mini Band

GLENAIR	SHAPE	SIZE	SCP P/N	MILITARY REFERENCE	MILITARY TOOLS	NON MILITARY APPLICATIONS		
						GLENAIR TOOLS	BAND-IT® TOOLS	DANIELS TOOLS
600-052	Flat	.242 x 14.25	SCPBE-02F	M85049/128-3	M81306/1-01 ●	600-058 ●	A40199 ●	DBS-2100 ●
600-052-1	Coiled		SCPBE-02C	M85049/128-4				
600-090	Flat	.245 x 18.0	N/A	N/A	M81306/1-01 ●	600-058 ●	A40199 ●	DBS-2100 ●
600-090-1	Coiled							
600-057*	Flat	.120 x 8.125	SCPBE-04F	M85049/128-7	M81306/1-02 ●	600-061 ●	A30199 ●	DBS-2200 ●
600-057-1*	Coiled		SCPBE-04C	M85049/128-8				
600-083*	Flat	.120 x 14.30	SCPBE-03F	N/A				
600-083-1*	Coiled		SCPBE-03C					

* Mini Band

Band-It® and Glenair bands work in the DBS or STS Tools, but two operations are required (terminate and fold-over) rather than the one operation (terminate/trim). DBS or STS-1101, and 1201 tools include both the termination tool and the secondary roll-over tool.

SUNBANK	SHAPE	SIZE	SCP P/N	MILITARY REFERENCE	MILITARY TOOLS	NON MILITARY APPLICATIONS	
						SUNBANK TOOLS	DANIELS TOOLS
S 3175-2	Flat	.245 x 14.00	SCPSE-02F	M85049/128-1	M81306/2-01 ▲	STS-1101 ▲	DBS-1101 ▲
S 3175-2C	Coiled		SCPSE-02C	M85049/128-2			
S 3175-3*	Flat	.118 x 9.50	SCPSE-04F	M85049/128-5	M81306/2-02 ▲	STS-1201 ▲	DBS-1201 ▲
S 3175-3C*	Coiled		SCPSE-04C	M85049/128-6			
S 3175-4*	Flat	.118 x 14.25	SCPSE-03F	N/A	M81306/2-02 ▲	STS-1201 ▲	DBS-1201 ▲
S 3175-4C*	Coiled		SCPSE-03C				

* Mini Band

DBS or STS-1101 and 1201 tools include both the termination tool and the secondary roll-over tool.

MILITARY REFERENCE

MILITARY	SHAPE	SIZE	SCP P/N	MILITARY TOOLS	NON MILITARY APPLICATIONS			
					Band-It®	Daniels	Glenair	Sunbank
M85049/128-1	Flat	.245 x 14.00	SCPSE-02F	M81306/2-01 ▲	-	DBS-1101 ▲	-	STS-1101 ▲
M85049/128-2	Coiled		SCPSE-02C					
M85049/128-3	Flat	.242 x 14.25	SCPBE-02F	M81306/1-01 ●	A40199 ●	DBS-2100 ●	600-058 ●	-
M85049/128-4	Coiled		SCPBE-02C					
M85049/128-5*	Flat	.118 x 9.50	SCPSE-04F	M81306/2-02 ▲	-	DBS-1201 ▲	-	STS-1201 ▲
M85049/128-6*	Coiled		SCPSE-04C					
M85049/128-7*	Flat	.120 x 8.125	SCPBE-04F	M81306/1-02 ●	A30199 ●	DBS-2200 ●	600-061 ●	-
M85049/128-8*	Coiled		SCPBE-04C					

* M85049/128-5, -6, -7, -8 are proposed.

® Band-It® is a registered trademark of Band-It-INDEX, Inc., a division of IDEX Corporation, of which Spacecraft Components Corp. is not affiliated.

● One Step Tool
▲ Two Step Tool



M85049/128

TERMINATION BANDS (.250 WIDE)

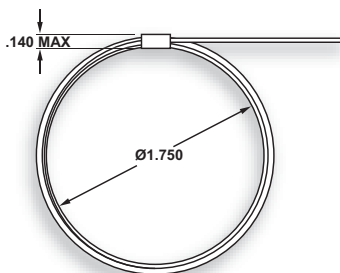


M85049/128-2

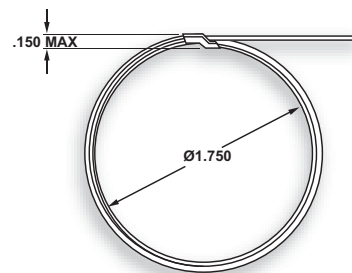
M85049/128-1 & M85049/128-2
SCPSE-02F & SCPSE-02C
TERMINATION TOOLS:
DANIELS: DBS-1101▲
SUNBANK: STS-1101▲
M81306/2-01▲

M85049/128-3 & M85049/128-4
SCPBE-02F & SCPBE-02C
TERMINATION TOOLS:
BAND-IT®: A40199●
DANIELS: DBS-1101▲
DBS-2100●
GLENAIR: 600-058●
M81306/1-01●

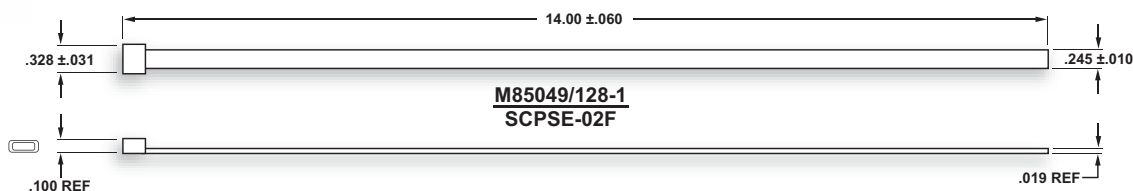
● One Step Tool
▲ Two Step Tool



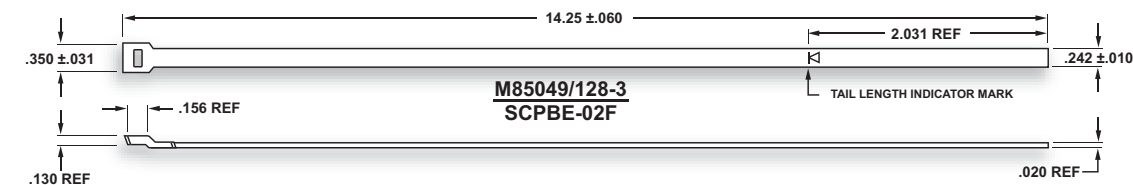
M85049/128-2
SCPSE-02C



M85049/128-4
SCPBE-02C



M85049/128-1
SCPSE-02F



M85049/128-3
SCPBE-02F

MINI-BANDS (.120 WIDE)

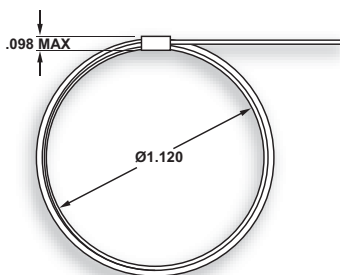


M85049/128-8

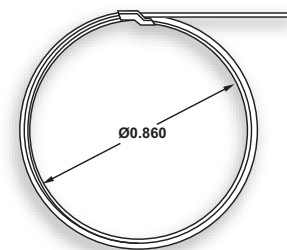
M85049/128-5 & M85049/128-6
SCPSE-04F & SCPSE-04C
SCPSE-03F & SCPSE-03C
TERMINATION TOOLS:
DANIELS: DBS-1201▲
SUNBANK: STS-1201▲
M81306/2-02▲

M85049/128-7 & M85049/128-8
SCPBE-04F & SCPBE-04C
SCPBE-03F & SCPBE-03C
TERMINATION TOOLS:
BAND-IT®: A30199●
DANIELS: DBS-1201▲
DBS-2200●
GLENAIR: 600-061●
M81306/1-02●

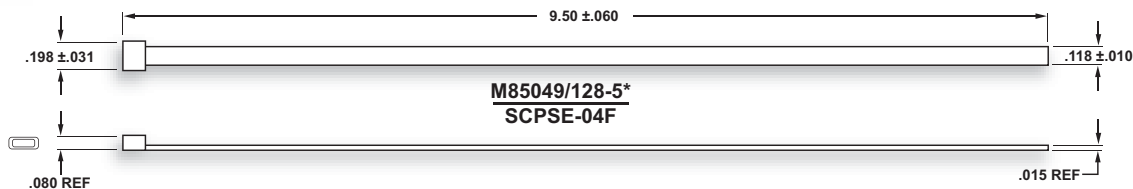
● One Step Tool
▲ Two Step Tool



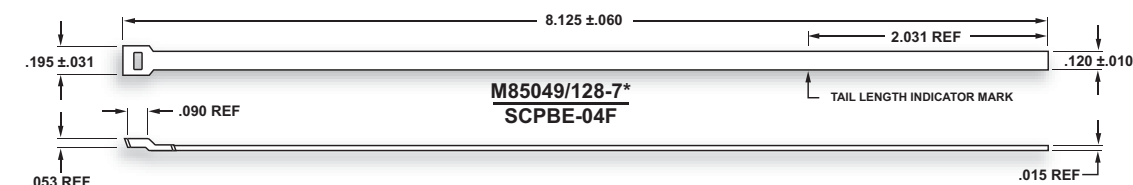
M85049/128-6*
SCPSE-04C



M85049/128-8*
SCPBE-04C



M85049/128-5*
SCPSE-04F

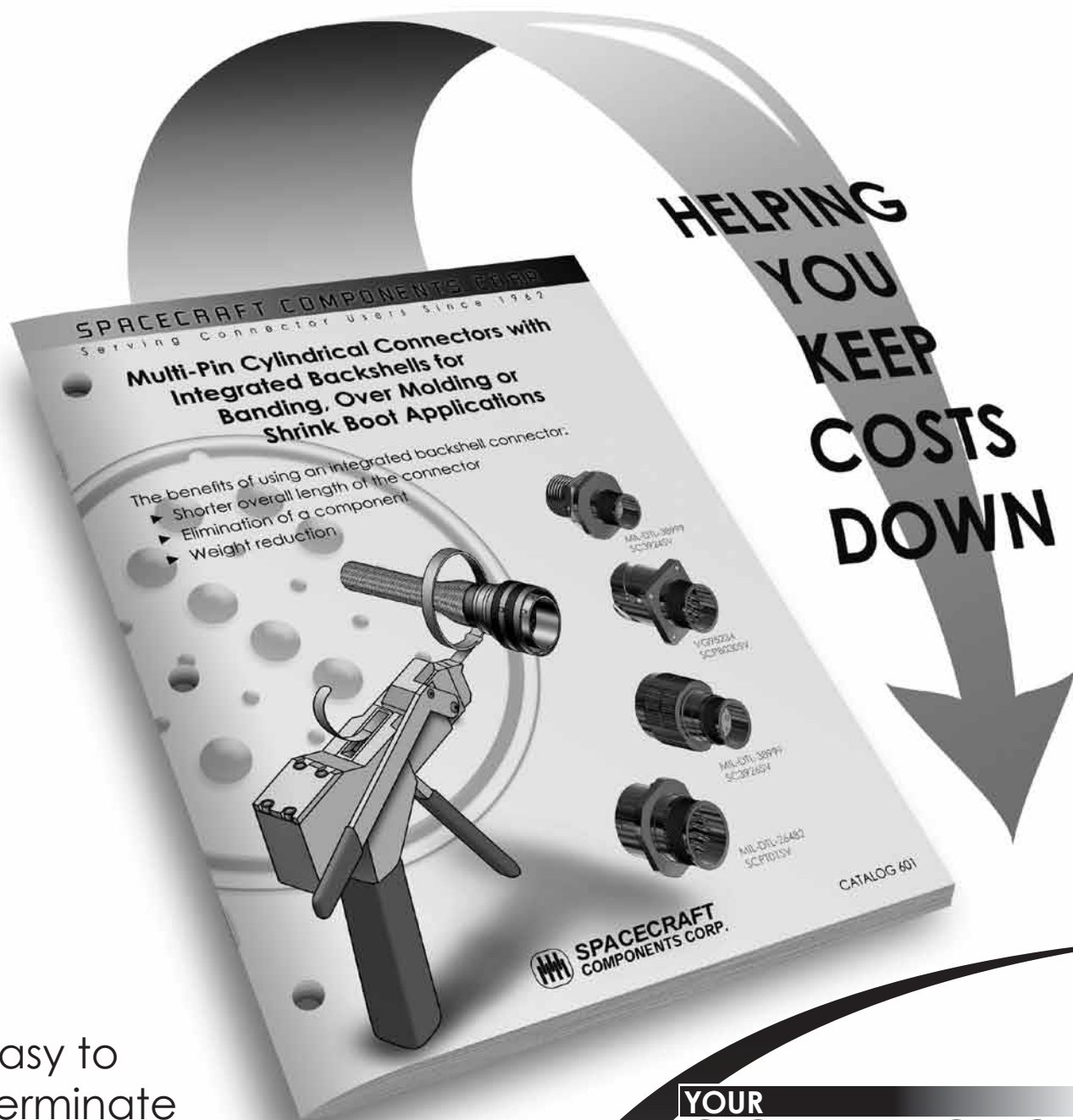


M85049/128-7*
SCPBE-04F

* M85049/128-5, -6, -7, -8 are proposed.

® Band-It® is a registered trademark of Band-It-IDEX, Inc., a division of IDEX Corporation, of which Spacecraft Components Corp. is not affiliated.

INTEGRATED BACKSHELLS



HELPING
YOU
KEEP
COSTS
DOWN

Easy to
Terminate

Secure Tension
Locking System

 Made in America
by American Workers

YOUR
**CONNECTOR
CONSULTANT**
SINCE 1962

 **SPACECRAFT
COMPONENTS CORP.**

702.851.7600

SECTION 15B

CROSS REFERENCE/INDEX

CROSS REFERENCE/INDEX

A9702-★134	Hermetic Solder Mount Receptacle (SC1471Y★D★)	88-2
A9702-★136	Hermetic Solder Mount Receptacle (SC1471Y★E★)	88-2
A9702-★146	Hermetic Solder Mount Receptacle (SC1471Y★N★)	88-2
A9703-★134	Hermetic Wall Mount Receptacle (SC1469Y★D★)	88-2
A9703-★136	Hermetic Wall Mount Receptacle (SC1469Y★E★)	88-2
A9703-★146	Hermetic Wall Mount Receptacle (SC1469Y★N★)	88-2
A9705-★134	Hermetic Jam Nut Receptacle (SC1470Y★D★)	88-2
A9705-★136	Hermetic Jam Nut Receptacle (SC1470Y★E★)	88-2
A9705-★146	Hermetic Jam Nut Receptacle (SC1470Y★N★)	88-2
A9803-★134	Hermetic Wall Mount Receptacle (SC2475Y★D★)	9B-2
A9803-★136	Hermetic Wall Mount Receptacle (SC2475Y★E★)	9B-2
A9803-★146	Hermetic Wall Mount Receptacle (SC2475Y★N★)	9B-2
A9805-★134	Hermetic Jam Nut Receptacle (SC2477Y★D★)	9B-2
A9805-★136	Hermetic Jam Nut Receptacle (SC2477Y★E★)	9B-2
A9805-★146	Hermetic Jam Nut Receptacle (SC2477Y★N★)	9B-2
A9902-★136	Hermetic Solder Mount Receptacle (SC3925N★)	9B-2
A9902-★146	Hermetic Solder Mount Receptacle (SC3925Y★)	10B-2
A9903-★136	Hermetic Box Mount Receptacle (SC3921N★)	10B-2
A9903-★146	Hermetic Box Mount Receptacle (SC3921Y★)	10B-2
A9905-★136	Hermetic Jam Nut Receptacle (SC3923N★)	10B-2
A9905-★146	Hermetic Jam Nut Receptacle (SC3923Y★)	10B-2
AC70A★	Wall Mount Receptacle (SC70A★)	4B-2
AC70L★	Wall Mount Receptacle (SC70L★)	4B-2
AC70W★	Wall Mount Receptacle (SC70W★)	4B-2
AC71A★	In-line Receptacle (SC71A★)	4B-2
AC71L★	In-line Receptacle (SC71L★)	4B-2
AC71W★	In-line Receptacle (SC71W★)	4B-2
AC72A★	Box Mount Receptacle (SC72A★)	4B-2
AC72L★	Box Mount Receptacle (SC72L★)	4B-2
AC72W★	Box Mount Receptacle (SC72W★)	4B-2
AC74A★	Jam Nut Receptacle (SC74A★)	4B-2
AC74L★	Jam Nut Receptacle (SC74L★)	4B-2
AC74W★	Jam Nut Receptacle (SC74W★)	4B-2
AC76A★	Straight Plug (SC76A★)	4B-2
AC76L★	Straight Plug (SC76L★)	4B-2
AC76W★	Straight Plug (SC76W★)	4B-2
AE105E★	Box Mount Receptacle (SC1505E★)	8B-2
AE156E★	Wall Mount Receptacle (SC1656T★)	8B-2
AE156T★	Wall Mount Receptacle (SC1656T★)	8B-2
AE166E★	Wall Mount Receptacle (SC1466T★)	8B-2
AE166T★	Wall Mount Receptacle (SC1466T★)	8B-2
AE167E★	Straight Plug (SC1467T★)	8B-2
AE167T★	Straight Plug (SC1467T★)	8B-2
AE168E★	Jam Nut Receptacle (SC1468T★)	8B-2
AE168T★	Jam Nut Receptacle (SC1468T★)	8B-2
AE196E★	Box Mount Receptacle (SC1496E★)	8B-2
AE208E★	Box Mount Receptacle (SC2508E★)	9B-2
AE213E★	Box Mount Receptacle (SC2513E★)	9B-2
AE272E★	Wall Mount Receptacle (SC2472E★)	9B-2
AE272P★	Wall Mount Receptacle (SC2472P★)	9B-2
AE272T★	Wall Mount Receptacle (SC2472T★)	9B-2
AE273E★	Straight Plug (SC2473E★)	9B-2
AE273P★	Straight Plug (SC2473P★)	9B-2
AE273T★	Straight Plug (SC2473T★)	9B-2
AE274E★	Jam Nut Receptacle (SC2474E★)	9B-2
AE274P★	Jam Nut Receptacle (SC2474P★)	9B-2
AE274T★	Jam Nut Receptacle (SC2474T★)	9B-2
AE284E★	EMI/RFI Straight Plug (SC2484E★)	9B-2
AE284P★	EMI/RFI Straight Plug (SC2484P★)	9B-2
AE284T★	EMI/RFI Straight Plug (SC2484T★)	9B-2
AE297E★	Wall Mount Receptacle (SC2497E★)	9B-2
AE297P★	Wall Mount Receptacle (SC2497P★)	9B-2
AE297T★	Wall Mount Receptacle (SC2497T★)	9B-2
AE299E★	Box Mount Receptacle (SC2499E★)	9B-2
AE320F★	Wall Mount Receptacle (SC3920F★)	10B-2
AE320W★	Wall Mount Receptacle (SC3920W★)	10B-2
AE324F★	Wall Mount Receptacle (SC3924F★)	10B-2
AE324W★	Wall Mount Receptacle (SC3924W★)	10B-2

★ Indicates additional alpha-numeric are required to complete part numbers.
 CS Contact our Sales Department for information on this part.



AE326F★	Straight Plug (SC3926F★)	10B-2
AE326W★	Straight Plug (SC3926W★)	10B-2
AE770A★	Wall Mount Receptacle (SC70A★)	4B-2
AE770L★	Wall Mount Receptacle (SC70L★)	4B-2
AE770S★	Wall Mount Receptacle (SC70S★)	4B-2
AE770W★	Wall Mount Receptacle (SC70W★)	4B-2
AE771A★	In-line Receptacle (SC71A★)	4B-2
AE771L★	In-line Receptacle (SC71L★)	4B-2
AE771S★	In-line Receptacle (SC71S★)	4B-2
AE771W★	In-line Receptacle (SC71W★)	4B-2
AE772A★	Box Mount Receptacle (SC72A★)	4B-2
AE772L★	Box Mount Receptacle (SC72L★)	4B-2
AE772S★	Box Mount Receptacle (SC72S★)	4B-2
AE772W★	Box Mount Receptacle (SC72S★)	4B-2
AE774A★	Jam Nut Receptacle (SC74A★)	4B-2
AE774L★	Jam Nut Receptacle (SC74L★)	4B-2
AE774S★	Jam Nut Receptacle (SC74S★)	4B-2
AE774W★	Jam Nut Receptacle (SC74W★)	4B-2
AE775L★	EMI/RFI Straight Plug (SC75L★)	4B-2
AE775S★	EMI/RFI Straight Plug (SC75S★)	4B-2
AE775W★	EMI/RFI Straight Plug (SC75W★)	4B-2
AE776A★	Straight Plug (SC76A★)	4B-2
AE776L★	Straight Plug (SC76L★)	4B-2
AE776S★	Straight Plug (SC76S★)	4B-2
AE776W★	Straight Plug (SC76W★)	4B-2
AE833/66★	Straight Plug, Pin Contacts (SC723/66)	CS
AE833/67★	Straight Plug, Socket Contacts (SC723/67)	CS
AE833/68★	Straight Plug, Pin Contacts (SC723/68)	CS
AE833/69★	Straight Plug, Socket Contacts (SC723/69)	CS
AE833/71★	Wall Mount Receptacle, Socket Contacts (SC723/71)	CS
AE833/72★	Wall Mount Receptacle, Pin Contacts (SC723/72)	CS
AE833/73★	Jam Nut Receptacle, Socket Contacts (SC723/73)	CS
AE833/74★	Jam Nut Receptacle, Pin Contacts (SC723/74)	CS
AE833/75★	Straight Plug, Socket Contacts (SC723/75)	CS
AE833/76★	Straight Plug, Pin Contacts (SC723/76)	CS
AE833/77★	RFI Grounding Straight Plug, Socket Contacts (SC723/77)	CS
AE833/78★	RFI Grounding Straight Plug, Pin Contacts (SC723/78)	CS
AE833/82★	Wall Mount Receptacle, Socket Contacts (SC723/82)	CS
AE833/83★	Wall Mount Receptacle, Pin Contacts (SC723/83)	CS
AE833/84★	Jam Nut Receptacle, Socket Contacts (SC723/84)	CS
AE833/85★	Jam Nut Receptacle, Pin Contacts (SC723/85)	CS
AE833/86★	Straight Plug, Socket Contacts (SC723/86)	CS
AE833/87★	Straight Plug, Pin Contacts (SC723/87)	CS
AE833/91★	RFI Grounding Straight Plug, Socket Contacts (SC723/91)	CS
AE833/92★	RFI Grounding Straight Plug, Pin Contacts (SC723/92)	CS
AE833/95★	Self-Locking Straight Plug, Socket Contacts (SC723/95)	CS
AE833/96★	Self-Locking Straight Plug, Pin Contacts (SC723/96)	CS
AE833/97★	Straight Plug, Socket Contacts (SC723/97)	CS
AE833/98★	Straight Plug, Pin Contacts (SC723/98)	CS
AFD50-★5121	Wall Mount Receptacle (SC70L★)	4B-2
AFD50-★5122	Wall Mount Receptacle (SC70E★)	4B-2
AFD50-★6116	Wall Mount Receptacle (SC70A★)	4B-2
AFD50-★6117	Wall Mount Receptacle (SC70W★)	4B-2
AFD51-★5121	In-line Receptacle (SC71L★)	4B-2
AFD51-★5122	In-line Receptacle (SC71E★)	4B-2
AFD51-★6116	In-line Receptacle (SC71A★)	4B-2
AFD51-★6117	In-line Receptacle (SC71W★)	4B-2
AFD54-★5121	Jam Nut Receptacle (SC74L★)	4B-2
AFD54-★5122	Jam Nut Receptacle (SC74E★)	4B-2
AFD54-★6116	Jam Nut Receptacle (SC74A★)	4B-2
AFD54-★6117	Jam Nut Receptacle (SC74W★)	4B-2
AFD56-★5121	Straight Plug (SC76L★)	4B-2
AFD56-★5122	Straight Plug (SC76E★)	4B-2
AFD56-★6116	Straight Plug (SC76A★)	4B-2
AFD56-★6117	Straight Plug (SC76W★)	4B-2
AFD57-★5121	EMI/RFI Straight Plug (SC75L★)	4B-2
AFD57-★5122	EMI/RFI Straight Plug (SC75E★)	4B-2
AFD57-★6117	EMI/RFI Straight Plug (SC75W★)	4B-2

★ Indicates additional alpha-numeric are required to complete part numbers.
CS Contact our Sales Department for information on this part.

CROSS REFERENCE/INDEX

AFD58-★5121	Box Mount Receptacle (SC72L★)	4B-2
AFD58-★5122	Box Mount Receptacle (SC72E★)	4B-2
AFD58-★6117	Box Mount Receptacle (SC72W★)	4B-2
B9912-★136	Weld Mount Receptacle (SC3927N★)	10B-2
B9912-★146	Weld Mount Receptacle (SC3927Y★)	10B-2
BFH17★P	Box Mount Receptacle, Hermetic Pin Solder Contacts (SC723/88)	CS
BFH19★P	Hermetic Seal Jam Nut Receptacle, Hermetic Pin Solder Contacts (SC723/89)	CS
BFH14★P	Hermetic Seal Solder Mount Receptacle, Hermetic Pin Solder Contacts (SC723/90)	CS
BT00★	Wall Mount Receptacle (SCPT00★)	1B-2
BT01★	In-Line Receptacle (SCPT01★)	1B-2
BT02★	Box Mount Receptacle (SCPT02★)	1B-2
BT06★	Straight Plug (SCPT06★)	1B-2
BT07★	Jam Nut Receptacle (SCPT07★)	1B-2
BY★-17★SD	Wall Mount Receptacle, Socket Contacts (SC723/71)	CS
BY★-17★PD	Wall Mount Receptacle, Pin Contacts (SC723/72)	CS
BY★-19★SD	Jam Nut Receptacle, Socket Contacts (SC723/73)	CS
BY★-19★PD	Jam Nut Receptacle, Pin Contacts (SC723/74)	CS
BY★-10★SD	Straight Plug, Socket Contacts (SC723/75)	CS
BY★-10★PD	Straight Plug, Pin Contacts (SC723/76)	CS
D38999/20C★	MIL-DTL-38999 Series III Wall Mount Receptacle (SC3920C★)	10B-2
D38999/20F★	MIL-DTL-38999 Series III Wall Mount Receptacle (SC3920F★)	10B-2
D38999/20G★	MIL-DTL-38999 Series III Wall Mount Receptacle (SC3920G★)	10B-2
D38999/20J★	MIL-DTL-38999 Series III Wall Mount Receptacle (SC3920J★)	10B-2
D38999/20K★	MIL-DTL-38999 Series III Wall Mount Receptacle (SC3920K★)	10B-2
D38999/20M★	MIL-DTL-38999 Series III Wall Mount Receptacle (SC3920M★)	10B-2
D38999/20S★	MIL-DTL-38999 Series III Wall Mount Receptacle (SC3920S★)	10B-2
D38999/20W★	MIL-DTL-38999 Series III Wall Mount Receptacle (SC3920W★)	10B-2
D38999/21H★	MIL-DTL-38999 Series III Hermetic Box Mount Receptacle (SC3921H★)	10B-2
D38999/21N★	MIL-DTL-38999 Series III Hermetic Box Mount Receptacle (SC3921N★)	10B-2
D38999/21Y★	MIL-DTL-38999 Series III Hermetic Box Mount Receptacle (SC3921Y★)	10B-2
D38999/23H★	MIL-DTL-38999 Series III Hermetic Jam Nut Receptacle (SC3923H★)	10B-2
D38999/23N★	MIL-DTL-38999 Series III Hermetic Jam Nut Receptacle (SC3923N★)	10B-2
D38999/23Y★	MIL-DTL-38999 Series III Hermetic Jam Nut Receptacle (SC3923Y★)	10B-2
D38999/24F★	MIL-DTL-38999 Series III Jam Nut Receptacle (SC3924F★)	10B-2
D38999/24G★	MIL-DTL-38999 Series III Jam Nut Receptacle (SC3924G★)	10B-2
D38999/24J★	MIL-DTL-38999 Series III Jam Nut Receptacle (SC3924J★)	10B-2
D38999/24K★	MIL-DTL-38999 Series III Jam Nut Receptacle (SC3924K★)	10B-2
D38999/24M★	MIL-DTL-38999 Series III Jam Nut Receptacle (SC3924M★)	10B-2
D38999/24S★	MIL-DTL-38999 Series III Jam Nut Receptacle (SC3924S★)	10B-2
D38999/24W★	MIL-DTL-38999 Series III Jam Nut Receptacle (SC3924W★)	10B-2
D38999/25H★	MIL-DTL-38999 Series III Hermetic Solder Mount Receptacle (SC3925H★)	10B-2
D38999/25N★	MIL-DTL-38999 Series III Hermetic Solder Mount Receptacle (SC3925N★)	10B-2
D38999/25Y★	MIL-DTL-38999 Series III Hermetic Solder Mount Receptacle (SC3925Y★)	10B-2
D38999/26F★	MIL-DTL-38999 Series III Straight Plug (SC3926F★)	10B-2
D38999/26G★	MIL-DTL-38999 Series III Straight Plug (SC3926G★)	10B-2
D38999/26J★	MIL-DTL-38999 Series III Straight Plug (SC3926J★)	10B-2
D38999/26K★	MIL-DTL-38999 Series III Straight Plug (SC3926K★)	10B-2
D38999/26M★	MIL-DTL-38999 Series III Straight Plug (SC3926M★)	10B-2
D38999/26S★	MIL-DTL-38999 Series III Straight Plug (SC3926S★)	10B-2
D38999/26W★	MIL-DTL-38999 Series III Straight Plug (SC3926W★)	10B-2
D38999/27H★	MIL-DTL-38999 Series III Weld Mount Receptacle (SC3927H★)	10B-2
D38999/27N★	MIL-DTL-38999 Series III Weld Mount Receptacle (SC3927N★)	10B-2
D38999/27Y★	MIL-DTL-38999 Series III Weld Mount Receptacle (SC3927Y★)	10B-2
DBA30★S	Wall Mount Receptacle, Socket Contacts (SC723/82)	CS
DBA30★P	Wall Mount Receptacle, Pin Contacts (SC723/83)	CS
DBA34★S	Jam Nut Receptacle, Socket Contacts (SC723/84)	CS
DBA34★P	Jam Nut Receptacle, Pin Contacts (SC723/85)	CS
DBA36★S	Straight Plug, Socket Contacts (SC723/86)	CS
DBA36★P	Straight Plug, Pin Contacts (SC723/87)	CS
DBC30H★P	Box Mount Receptacle, Hermetic Pin Solder Contacts (SC723/88)	CS
DBC34H★P	Hermetic Seal Jam Nut Receptacle, Hermetic Pin Solder Contacts (SC723/89)	CS
DBC33H★P	Hermetic Seal Solder Mount Receptacle, Hermetic Pin Solder Contacts (SC723/90)	CS
DJT02Y★	Hermetic Box Mount Receptacle (SC2476Y★D★)	9B-2
DJT07Y★	Hermetic Jam Nut Receptacle (SC2477Y★D★)	9B-2
DJT10E★	Wall Mount Receptacle (SC1466T★)	8B-2
DJT11H★	Hermetic Solder Mount Receptacle (SC1471Y★D★)	8B-2
DJT13E★	Box Mount Receptacle (SC1496E★)	8B-2
DJT14E★	Jam Nut Receptacle (SC1468T★)	8B-2

★ Indicates additional alpha-numeric are required to complete part numbers.
 CS Contact our Sales Department for information on this part.



DJT14H★	Hermetic Jam Nut Receptacle (SC1470Y★D★)	8B-2
DJT16E★	Straight Plug (SC1467T★)	8B-2
DJT19E★	Wall Mount Receptacle (SC1656T★)	8B-2
DJTIY★	Hermetic Solder Mount Receptacle (SC1478Y★D★)	8B-2
DL60★S★	Wall Mount Receptacle, Socket Contacts (SC723/71)	CS
DL60★P★	Wall Mount Receptacle, Pin Contacts (SC723/72)	CS
DL64★S★	Jam Nut Receptacle, Socket Contacts (SC723/73)	CS
DL64★P★	Jam Nut Receptacle, Pin Contacts (SC723/74)	CS
DL66★S★	Straight Plug, Socket Contacts (SC723/75)	CS
DL66★P★	Straight Plug, Pin Contacts (SC723/76)	CS
DL68★S★	RFI Grounding Straight Plug, Socket Contacts (SC723/77)	CS
DL68★P★	RFI Grounding Straight Plug, Pin Contacts (SC723/78)	CS
DL60H★P	Box Mount Receptacle, Hermetic Pin Contacts (SC723/79)	CS
DL61H★P	Hermetic Solder Mount Receptacle, Hermetic Pin Solder Contacts (SC723/80)	CS
DL61H★P	Seal Solder Mount Receptacle, Hermetic Pin Flex-Lead Contacts (SC723/93)	CS
DL64H★P	Hermetic Jam Nut Receptacle, Hermetic Pin Solder Contacts (SC723/81)	CS
DL64H★P	Hermetic Seal Jam Nut Receptacle, Hermetic Pin Flex-Lead Contacts (SC723/94)	CS
DM9601★	Jam Nut Receptacle (SCPDM9601★)	CS
DM9606★	Wall Mount Receptacle (SCPDM9606★)	CS
DM9607★	In-line Receptacle with Strain Relief (SCPDM9607★)	CS
DM9608★	Jam Nut Receptacle with Strain Relief (SCPDM9608★)	CS
DM9609★	In-line Receptacle (SCPDM9609★)	CS
DM9610★	Wall Mount Receptacle, Cable Sealing (SCPDM9610★)	CS
DM9611★	Non-environmental Jam Nut Receptacle (SCPDM9611★)	CS
DM9616★	Box Mount Receptacle (SCPDM9616★)	CS
DM9617★	Wall Mount Receptacle with Strain Relief (SCPDM9617★)	CS
DM9619★	Wall Mount Receptacle with Conduit Adapter (SCPDM9619★)	CS
DM9620★	Jam Nut Receptacle with Conduit Adapter (SCPDM9620★)	CS
DM9624★	In-line Receptacle with Strain Relief (SCPDM9624★)	CS
DM9700★	Straight Plug (SCPDM9700★)	CS
DM9702★	Straight Plug with Strain Relief (SCPDM9702★)	CS
DM9703★	Lanyard Release Straight Plug (SCPDM9703★)	CS
DM9705★	Straight Plug, Cable Sealing (SCPDM9705★)	CS
DM9708★	Straight Plug with Conduit Adapter (SCPDM9708★)	CS
DM9717★	Lanyard Release Straight Plug with Strain Relief (SCPDM9717★)	CS
DM9718★	Straight Plug, Knurled Coupling Nut (SCPDM9718★)	CS
DM9720★	Lanyard Release Straight Plug, Smooth Coupling Nut (SCPDM9720★)	CS
DM9728★	Straight Plug with Strain Relief, Knurled Coupling Nut (SCPDM9728★)	CS
DM14946★	Lanyard Release Straight Plug (SCPDM14946★)	CS
DS00★	Wall Mount Receptacle (SCPDS00★)	CS
DS04★	Jam Nut Receptacle (SCPDS04★)	CS
DS07★	Straight Plug (SCPDS07★)	CS
DS09★	Rack and Panel Plug (SCPDS09★)	CS
DTS20F★	Wall Mount Receptacle (SC3920F★)	10B-2
DTS20J★	Wall Mount Receptacle (SC3920J★)	10B-2
DTS20M★	Wall Mount Receptacle (SC3920M★)	10B-2
DTS20N★	Wall Mount Receptacle (SC3920N★)	10B-2
DTS20W★	Wall Mount Receptacle (SC3920W★)	10B-2
DTS20Y★	Wall Mount Receptacle (SC3920Y★)	10B-2
DTS24F★	Jam Nut Receptacle (SC3924F★)	10B-2
DTS24W★	Jam Nut Receptacle (SC3924W★)	10B-2
DTS26F★	Straight Plug (SC3926F★)	10B-2
DTS26J★	Straight Plug (SC3926J★)	10B-2
DTS26M★	Straight Plug (SC3926M★)	10B-2
DTS26W★	Straight Plug (SC3926W★)	10B-2
GC00★	Wall Mount Receptacle (SCPT00★)	1B-2
GC01★	In-Line Receptacle (SCPT01★)	1B-2
GC02★	Box Mount Receptacle (SCPT02★)	1B-2
GC06★	Straight Plug (SCPT06★)	1B-2
GC07★	Jam Nut Receptacle (SCPT07★)	1B-2
HR-SS-90000★	Hermetic Solder Mount Receptacle (SC3925Y★)	10B-2
HR-SS-90540★	Hermetic Weld Mount Receptacle (SC3927Y★)	10B-2
HR-SS-91002★	Hermetic Box Mount Receptacle (SC3921Y★)	10B-2
HR-SS-92200★	Hermetic Jam Nut Receptacle (SC3923Y★)	10B-2
HR-SSN-90000★	Hermetic Solder Mount Receptacle (SC3925N★)	10B-2
HR-SSN-90540★	Hermetic Weld Mount Receptacle (SC3927N★)	10B-2
HR-SSN-91002★	Hermetic Box Mount Receptacle (SC3921N★)	10B-2
HR-SSN-92200★	Hermetic Jam Nut Receptacle (SC3923N★)	10B-2

★ Indicates additional alpha-numeric are required to complete part numbers.
CS Contact our Sales Department for information on this part.

CROSS REFERENCE/INDEX

JA00RT★	Wall Mount Receptacle (SC2472T★)	9B-2
JA06RT★	Straight Plug (SC2467T★)	9B-2
JA06RTC★	Straight Plug (SC2473T★)	9B-2
JA07RT★	Jam Nut Receptacle (SC2474T★)	9B-2
JAPQ00RT★	Wall Mount Receptacle (SC2497T★)	9B-2
JAT00RT★	Wall Mount Receptacle (SC1466T★)	8B-2
JAT07RT★	Jam Nut Receptacle (SC1468T★)	8B-2
JT00RE★	Wall Mount Receptacle (SC2472E★)	9B-2
JT00RP★	Wall Mount Receptacle (SC2472P★)	9B-2
JT00RT★	Wall Mount Receptacle (SC2472T★)	9B-2
JT00Y★	Hermetic Wall Mount Receptacle (SC2475Y★D★)	9B-2
JT02RE★	Box Mount Receptacle (SC2499E★)	9B-2
JT02RE★	Box Mount Receptacle (SC2513E★)	9B-2
JT02Y★	Hermetic Box Mount Receptacle (SC2476Y★D★)	9B-2
JT06RE★	Straight Plug (SC2473E★)	9B-2
JT06RP★	Straight Plug (SC2473P★)	9B-2
JT06RT★	Straight Plug (SC2473T★)	9B-2
JT07RE★	Jam Nut Receptacle (SC2474E★)	9B-2
JT07RP★	Jam Nut Receptacle (SC2474P★)	9B-2
JT07RT★	Jam Nut Receptacle (SC2474T★)	9B-2
JTG06RE★	EMI Straight Plug (SC2484E★)	9B-2
JTG06RP★	EMI Straight Plug (SC2484P★)	9B-2
JTG06RY★	EMI Straight Plug (SC2484T★)	9B-2
JTIY★	Hermetic Solder Mount Receptacle (SC2478Y★D★)	9B-2
JPT00RE★	Wall Mount Receptacle (SC2497E★)	9B-2
JPT00RP★	Wall Mount Receptacle (SC2497P★)	9B-2
JPT00RT★	Wall Mount Receptacle (SC2497T★)	9B-2
JPT02RE★	Box Mount Receptacle (SC2508E★)	9B-2
JTS00Y★	Hermetic Wall Mount Receptacle (SC2475Y★E★)	9B-2
JYS00YN★	Hermetic Wall Mount Receptacle (SC2475Y★N★)	9B-2
JTS02Y★	Hermetic Box Mount Receptacle (SC2476Y★E★)	9B-2
JYS02YN★	Hermetic Box Mount Receptacle (SC2476Y★N★)	9B-2
JTS07Y★	Hermetic Jam Nut Receptacle (SC2477Y★E★)	9B-2
JYS07YN★	Hermetic Jam Nut Receptacle (SC2477Y★N★)	9B-2
JTS1Y★	Hermetic Solder Mount Receptacle (SC2478Y★E★)	9B-2
JTS1YN★	Hermetic Solder Mount Receptacle (SC2478Y★N★)	9B-2
JTWY★	Hermetic Jam Nut Receptacle (SC2477Y★D★)	9B-2
KJ0E★	Wall Mount Receptacle (SC2472E★)	9B-2
KJ0P★	Wall Mount Receptacle (SC2472P★)	9B-2
KJ0T★	Wall Mount Receptacle (SC2472T★)	9B-2
KJ0Y★D★	Hermetic Wall Mount Receptacle (SC2475Y★D★)	9B-2
KJ0Y★E★	Hermetic Wall Mount Receptacle (SC2475Y★E★)	9B-2
KJ1Y★D★	Hermetic Solder Mount Receptacle (SC2478Y★D★)	9B-2
KJ1Y★E★	Hermetic Solder Mount Receptacle (SC2478Y★E★)	9B-2
KJ2E★	Box Mount Receptacle (SC2499E★)	9B-2
KJ2R★	Box Mount Receptacle (SC2513E★)	9B-2
KJ2Y★D★	Hermetic Box Mount Receptacle (SC2475Y★D★)	9B-2
KJ2Y★E★	Hermetic Box Mount Receptacle (SC2475Y★E★)	9B-2
KJ5E★	Box Mount Receptacle (SC2508E★)	9B-2
KJ6E★	Straight Plug (SC2473E★)	9B-2
KJ6P★	Straight Plug (SC2473P★)	9B-2
KJ6T★	Straight Plug (SC2473T★)	9B-2
KJ7E★	Jam Nut Receptacle (SC2474E★)	9B-2
KJ7P★	Jam Nut Receptacle (SC2474P★)	9B-2
KJ7T★	Jam Nut Receptacle (SC2474T★)	9B-2
KJ7Y★D★	Hermetic Jam Nut Receptacle (SC2477Y★D★)	9B-2
KJ7Y★E★	Hermetic Jam Nut Receptacle (SC2477Y★E★)	9B-2
KJA0T★F★	Wall Mount Receptacle (SC3920F★)	10B-2
KJA0T★W★	Wall Mount Receptacle (SC3920W★)	10B-2
KJA2Y★K★	Hermetic Box Mount Receptacle (SC3921Y★)	10B-2
KJA2Y★N★	Hermetic Box Mount Receptacle (SC3921N★)	10B-2
KJA5Y★K★	Weld Mount Receptacle (SC3927Y★)	10B-2
KJA5Y★N★	Weld Mount Receptacle (SC3927N★)	10B-2
KJA6T★F★	Straight Plug (SC3926F★)	10B-2
KJA6T★W★	Straight Plug (SC3926W★)	10B-2
KJA7T★F★	Jam Nut Receptacle (SC3924F★)	10B-2
KJA7T★W★	Jam Nut Receptacle (SC3924W★)	10B-2
KJA7Y★K★	Hermetic Jam Nut Receptacle (SC3923Y★)	10B-2

★ Indicates additional alpha-numeric are required to complete part numbers.
 CS Contact our Sales Department for information on this part.



KJA7Y★N★	Hermetic Jam Nut Receptacle (SC3923N★)	10B-2
KJAIY★K★	Hermetic Solder Receptacle (SC3925Y★)	10B-2
KJAIY★N★	Hermetic Solder Receptacle (SC3925N★)	10B-2
KJE3E★	Wall Mount Receptacle (SC2497E★)	9B-2
KJE3P★	Wall Mount Receptacle (SC2497P★)	9B-2
KJE3T★	Wall Mount Receptacle (SC2497T★)	9B-2
KJG6E★	EMI Straight Plug (SC2484E★)	9B-2
KJG6P★	EMI Straight Plug (SC2484P★)	9B-2
KJG6T★	EMI Straight Plug (SC2484T★)	9B-2
KJL0E★	Wall Mount Receptacle (SC1466T★)	8B-2
KJL0P★	Wall Mount Receptacle (SC1466P★)	8B-2
KJL0T★	Wall Mount Receptacle (SC1466T★)	8B-2
KJL0Y★D★	Hermetic Wall Mount Receptacle (SC1469Y★D★)	8B-2
KJL0Y★E★	Hermetic Wall Mount Receptacle (SC1469Y★E★)	8B-2
KJL1Y★D★	Hermetic Solder Mount Receptacle (SC1471Y★D★)	8B-2
KJL1Y★E★	Hermetic Solder Mount Receptacle (SC1471Y★E★)	8B-2
KJL3E★	Wall Mount Receptacle (SC1656T★)	8B-2
KJL3P★	Wall Mount Receptacle (SC1656P★)	8B-2
KJL3T★	Wall Mount Receptacle (SC1656T★)	8B-2
KJL5E★	Box Mount Receptacle (SC1505E★)	8B-2
KJL6E★	Straight Plug (SC1467T★)	8B-2
KJL6P★	Straight Plug (SC1467P★)	8B-2
KJL6T★	Straight Plug (SC1467T★)	8B-2
KJL7E★	Jam Nut Receptacle (SC1468T★)	8B-2
KJL7P★	Jam Nut Receptacle (SC1468P★)	8B-2
KJL7T★	Jam Nut Receptacle (SC1468T★)	8B-2
KJL7Y★D★	Hermetic Jam Nut Receptacle (SC1470Y★D★)	8B-2
KJL7Y★E★	Hermetic Jam Nut Receptacle (SC1470Y★E★)	8B-2
KPSE00★	Wall Mount Receptacle (SCPT00S★)	2B-2
KPSE01★	In-line Receptacle (SCPT01S★)	2B-2
KPSE02★	Box Mount Receptacle (SCPT02S★)	2B-2
KPSE06★	Straight Plug (SCPT06S★)	2B-2
KPSE07★	Jam Nut Receptacle (SCPT07S★)	2B-2
KPT00★	Wall Mount Receptacle (SCPT00★)	1B-2
KPT01★	In-line Receptacle (SCPT01★)	1B-2
KPT02★	Box Mount Receptacle (SCPT02★)	1B-2
LPT06★	Straight Plug (SCPT06★)	1B-2
KPT07★	Jam Nut Receptacle (SCPT07★)	1B-2
LJTO0RE★	Wall Mount Receptacle (SC1466T★)	8B-2
LJTO0RP★	Wall Mount Receptacle (SC1466P★)	8B-2
LJTO0RT★	Wall Mount Receptacle (SC1466T★)	8B-2
LJTO0Y★	Hermetic Wall Mount Receptacle (SC1469Y★D★)	8B-2
LJTO2RE★	Box Mount Receptacle (SC1496E★)	8B-2
LJTO6RE★	Straight Plug (SC1467T★)	8B-2
LJTO6RP★	Straight Plug (SC1467P★)	8B-2
LJTO6RT★	Straight Plug (SC1467T★)	8B-2
LJTO7RE★	Jam Nut Receptacle (SC1468T★)	8B-2
LJTO7RP★	Jam Nut Receptacle (SC1468P★)	8B-2
LJTO7RT★	Jam Nut Receptacle (SC1468T★)	8B-2
LJTO7Y★	Hermetic Jam Nut Receptacle (SC1470Y★D★)	8B-2
LJT1Y★	Hermetic Solder Mount Receptacle (SC1471Y★D★)	8B-2
LJTBS★	Thru-Bulkhead Receptacle (SC1662E★)	8B-2
LJTP02RE★	Box Mount Receptacle (SC1505E★)	8B-2
LJTPQ00RE★	Wall Mount Receptacle (SC1656T★)	8B-2
LJTPQ00RP★	Wall Mount Receptacle (SC1656P★)	8B-2
LJTPQ00RT★	Wall Mount Receptacle (SC1656T★)	8B-2
LJTS00Y★	Hermetic Wall Mount Receptacle (SC1469Y★E★)	8B-2
LJTS00YN★	Hermetic Wall Mount Receptacle (SC1469Y★N★)	8B-2
LJTS07YN★	Hermetic Jam Nut Receptacle (SC1470Y★N★)	8B-2
LJTS1Y★	Hermetic Solder Mount Receptacle (SC1471Y★E★)	8B-2
LJTS1YN★	Hermetic Solder Mount Receptacle (SC1471Y★N★)	8B-2
LJTSWY★	Hermetic Jam Nut Receptacle (SC1470Y★E★)	8B-2
LPT00★	Wall Mount Receptacle (SCPT00S★)	2B-2
LPT06★	Straight Plug (SCPT06S★)	2B-2
LPT07★	Jam Nut Receptacle (SCPT07S★)	2B-2
LTTO0RE★	Wall Mount Receptacle (SC1466T★)	8B-2
LTTO0RP★	Wall Mount Receptacle (SC1466P★)	8B-2
LTTO0RT★	Wall Mount Receptacle (SC1466T★)	8B-2

★ Indicates additional alpha-numeric are required to complete part numbers.
CS Contact our Sales Department for information on this part.

CROSS REFERENCE/INDEX

LTO2RE★	Box Mount Receptacle (SC1496E★)	88-2
LTO6RE★	Straight Plug (SC1467T★)	88-2
LTO6RP★	Straight Plug (SC1467P★)	88-2
LTO6RT★	Straight Plug (SC1467T★)	88-2
LTO7RE★	Jam Nut Receptacle (SC1468T★)	88-2
LTO7RP★	Jam Nut Receptacle (SC1468T★)	88-2
LTO7RT★	Jam Nut Receptacle (SC1468T★)	88-2
LTPP02RE★	Box Mount Receptacle (SC1505E★)	88-2
LTPPQ00★	Wall Mount Receptacle (SC1656T★)	88-2
LTPPQ00RE★	Wall Mount Receptacle (SC1656T★)	88-2
LTPPQ00RP★	Wall Mount Receptacle (SC1656P★)	88-2
L★T★0★A	Wall Mount Receptacle (SCPT00S★)	2B-2
L★T★1★A	In-line Receptacle (SCPT01S★)	2B-2
L★T★2★A	Box Mount Receptacle (SCPT02S★)	2B-2
L★T★4★A	Jam Nut Receptacle (SCPT07S★)	2B-2
L★T★6★A	Straight Plug (SCPT06S★)	2B-2
M9802-★134	Hermetic Solder Mount Receptacle (SC2478Y★D★)	9B-2
M9802-★136	Hermetic Solder Mount Receptacle (SC2478Y★D★)	9B-2
M9802-★146	Hermetic Solder Mount Receptacle (SC2478Y★D★)	9B-2
M9813-★134	Hermetic Box Mount Receptacle (SC2476Y★D★)	9B-2
M9813-★136	Hermetic Box Mount Receptacle (SC2476Y★D★)	9B-2
M9813-★146	Hermetic Box Mount Receptacle (SC2478Y★D★)	9B-2
M24308/2-1F	MIL-DTL-24308 Receptacle, 9 Size 20 Socket Crimp Contacts (SC308C109S)	CS
M24308/2-2F	MIL-DTL-24308 Receptacle, 15 Size 20 Socket Crimp Contacts (SC308C215S)	13B-2
M24308/2-3F	MIL-DTL-24308 Receptacle, 25 Size 20 Socket Crimp Contacts (SC308C325S)	13B-2
M24308/2-4F	MIL-DTL-24308 Receptacle, 37 Size 20 Socket Crimp Contacts (SC308C437S)	13B-2
M24308/2-5F	MIL-DTL-24308 Receptacle, 50 Size 20 Socket Crimp Contacts (SC308C550S)	13B-2
M24308/2-11F	MIL-DTL-24308 Receptacle, 15 Size 22 Socket Crimp Contacts (SC308C115S)	13B-3
M24308/2-12F	MIL-DTL-24308 Receptacle, 26 Size 22 Socket Crimp Contacts (SC308C226S)	13B-3
M24308/2-13F	MIL-DTL-24308 Receptacle, 44 Size 22 Socket Crimp Contacts (SC308C344S)	13B-3
M24308/2-14F	MIL-DTL-24308 Receptacle, 62 Size 22 Socket Crimp Contacts (SC308C462S)	13B-3
M24308/2-15F	MIL-DTL-24308 Receptacle, 78 Size 22 Socket Crimp Contacts (SC308C578S)	13B-3
M24308/2-16F	MIL-DTL-24308 Receptacle, 104 Size 22 Socket Crimp Contacts (SC308C6104S)	13B-3
M24308/2-281F	MIL-DTL-24308 Receptacle, 9 Size 20 Socket, less Contacts (SC308C109S-F0)	13B-2
M24308/2-282F	MIL-DTL-24308 Receptacle, 15 Size 20 Socket, less Contacts (SC308C215S-F0)	13B-2
M24308/2-283F	MIL-DTL-24308 Receptacle, 25 Size 20 Socket, less Contacts (SC308C325S-F0)	13B-2
M24308/2-284F	MIL-DTL-24308 Receptacle, 37 Size 20 Socket, less Contacts (SC308C437S-F0)	13B-2
M24308/2-285F	MIL-DTL-24308 Receptacle, 50 Size 20 Socket, less Contacts (SC308C550S-F0)	13B-2
M24308/2-286F	MIL-DTL-24308 Receptacle, 15 Size 22 Socket, less Contacts (SC308C115S-F0)	13B-3
M24308/2-287F	MIL-DTL-24308 Receptacle, 26 Size 22 Socket, less Contacts (SC308C226S-F0)	13B-3
M24308/2-288F	MIL-DTL-24308 Receptacle, 44 Size 22 Socket, less Contacts (SC308C344S-F0)	13B-3
M24308/2-289F	MIL-DTL-24308 Receptacle, 62 Size 22 Socket, less Contacts (SC308C462S-F0)	13B-3
M24308/2-290F	MIL-DTL-24308 Receptacle, 78 Size 22 Socket, less Contacts (SC308C578S-F0)	13B-3
M24308/2-291F	MIL-DTL-24308 Receptacle, 104 Size 22 Socket, less Contacts (SC308C6104S-F0)	13B-3
M24308/4-1F	MIL-DTL-24308 Plug, 9 Size 20 Pin Crimp Contacts (SC308C109P)	13B-2
M24308/4-2F	MIL-DTL-24308 Plug, 15 Size 20 Pin Crimp Contacts (SC308C215P)	13B-2
M24308/4-3F	MIL-DTL-24308 Plug, 25 Size 20 Pin Crimp Contacts (SC308C325P)	13B-2
M24308/4-4F	MIL-DTL-24308 Plug, 37 Size 20 Pin Crimp Contacts (SC308C437P)	13B-2
M24308/4-5F	MIL-DTL-24308 Plug, 50 Size 20 Pin Crimp Contacts (SC308C550P)	13B-2
M24308/4-11F	MIL-DTL-24308 Plug, 15 Size 22 Pin Crimp Contacts (SC308C115P)	13B-3
M24308/4-12F	MIL-DTL-24308 Plug, 26 Size 22 Pin Crimp Contacts (SC308C226P)	13B-3
M24308/4-13F	MIL-DTL-24308 Plug, 44 Size 22 Pin Crimp Contacts (SC308C344P)	13B-3
M24308/4-14F	MIL-DTL-24308 Plug, 62 Size 22 Pin Crimp Contacts (SC308C462P)	13B-3
M24308/4-15F	MIL-DTL-24308 Plug, 78 Size 22 Pin Crimp Contacts (SC308C578P)	13B-3
M24308/4-16F	MIL-DTL-24308 Plug, 104 Size 22 Pin Crimp Contacts (SC308C6104P)	13B-3
M24308/4-259F	MIL-DTL-24308 Plug, 9 Size 20 Pin less Contacts (SC308C109P-F0)	13B-2
M24308/4-260F	MIL-DTL-24308 Plug, 15 Size 20 Pin less Contacts (SC308C215P-F0)	13B-2
M24308/4-261F	MIL-DTL-24308 Plug, 25 Size 20 Pin less Contacts (SC308C325P-F0)	13B-2
M24308/4-262F	MIL-DTL-24308 Plug, 37 Size 20 Pin, less Contacts (SC308C437P-F0)	13B-2
M24308/4-263F	MIL-DTL-24308 Plug, 50 Size 20 Pin, less Contacts (SC308C550P-F0)	13B-2
M24308/4-264F	MIL-DTL-24308 Plug, 15 Size 22 Pin, less Contacts (SC308C115P-F0)	13B-3
M24308/4-265F	MIL-DTL-24308 Plug, 26 Size 22 Pin, less Contacts (SC308C226P-F0)	13B-3
M24308/4-266F	MIL-DTL-24308 Plug, 44 Size 22 Pin, less Contacts (SC308C344P-F0)	13B-3
M24308/4-267F	MIL-DTL-24308 Plug, 62 Size 22 Pin, less Contacts (SC308C462P-F0)	13B-3
M24308/4-268F	MIL-DTL-24308 Plug, 78 Size 22 Pin, less Contacts (SC308C578P-F0)	13B-3
M24308/4-269F	MIL-DTL-24308 Plug, 104 Size 22 Pin, less Contacts (SC308C6104P-F0)	13B-3
M24308/25-★	MIL-DTL-24308 Male Screwlock (SC30825-★)	13B-6
M24308/26-★	MIL-DTL-24308 Female Screwlock (SC30826-★)	13B-6

★ Indicates additional alpha-numeric are required to complete part numbers.

CS Contact our Sales Department for information on this part.



M39029/4-110	MIL-DTL-39029 Pin Contact, Size 20	48-3
M39029/4-111	MIL-DTL-39029 Pin Contact, Size 16	48-3
M39029/4-112	MIL-DTL-39029 Pin Contact, Size 16	48-3
M39029/4-112	MIL-DTL-39029 Pin Contact, Size 12	48-3
M39029/4-114	MIL-DTL-39029 Pin Contact, Size 12	48-3
M39029/5-115	MIL-DTL-39029 Socket Contact, Size 20	48-3
M39029/5-116	MIL-DTL-39029 Socket Contact, Size 16	48-3
M39029/5-117	MIL-DTL-39029 Socket Contact, Size 16	48-3
M39029/5-118	MIL-DTL-39029 Socket Contact, Size 12	48-3
M39029/5-119	MIL-DTL-39029 Socket Contact, Size 12	48-3
M39029/28-211	MIL-DTL-39029 Pin Contact, Size 12 Coax	10B-4
M39029/31-228	MIL-DTL-39029 Pin Contact, Size 16	2B-3
M39029/31-234	MIL-DTL-39029 Pin Contact, Size 12	2B-3
M39029/31-240	MIL-DTL-39029 Pin Contact, Size 20	2B-3
M39029/32-247	MIL-DTL-39029 Socket Contact, Size 16	2B-3
M39029/32-253	MIL-DTL-39029 Socket Contact, Size 12	2B-3
M39029/32-259	MIL-DTL-39029 Socket Contact, Size 20	2B-3
M39029/56-348	MIL-DTL-39029 Socket Contact, Size 22D	8B-3, 10B-3
M39029/56-349	MIL-DTL-39029 Socket Contact, Size 22M	8B-3, 10B-3
M39029/56-350	MIL-DTL-39029 Socket Contact, Size 22	8B-3, 10B-3
M39029/56-351	MIL-DTL-39029 Socket Contact, Size 20	8B-3, 10B-3
M39029/56-352	MIL-DTL-39029 Socket Contact, Size 16	8B-3, 10B-3
M39029/56-353	MIL-DTL-39029 Socket Contact, Size 12	8B-3, 10B-3
M39029/56-527	MIL-DTL-39029 Socket Contact, Size 10	8B-3, 10B-3
M39029/57-354	MIL-DTL-39029 Socket Contact, Size 22D	9B-3, 13B-3
M39029/57-355	MIL-DTL-39029 Socket Contact, Size 22M	9B-3
M39029/57-356	MIL-DTL-39029 Socket Contact, Size 22	9B-3
M39029/57-357	MIL-DTL-39029 Socket Contact, Size 20	9B-3
M39029/57-358	MIL-DTL-39029 Socket Contact, Size 16	9B-3
M39029/57-359	MIL-DTL-39029 Socket Contact, Size 12	9B-3
M39029/58-360	MIL-DTL-39029 Pin Contact, Size 22D	8B-3, 9B-3, 10B-3, 13B-3
M39029/58-361	MIL-DTL-39029 Pin Contact, Size 22M	8B-3, 9B-3, 10B-3
M39029/58-362	MIL-DTL-39029 Pin Contact, Size 22	8B-3, 9B-3, 10B-3
M39029/58-363	MIL-DTL-39029 Pin Contact, Size 20	8B-3, 9B-3, 10B-3
M39029/58-364	MIL-DTL-39029 Pin Contact, Size 16	8B-3, 9B-3, 10B-3
M39029/58-365	MIL-DTL-39029 Pin Contact, Size 12	8B-3, 9B-3, 10B-3
M39029/58-528	MIL-DTL-39029 Pin Contact, Size 10	8B-3, 9B-3, 10B-3
M39029/63-368	MIL-DTL-39029 Pin Contact, Size 20	13B-3
M39029/64-369	MIL-DTL-39029 Socket Contact, Size 20	13B-3
M39029/75-416	MIL-DTL-39029 Socket Contact, Size 12 Coax	8B-4, 10B-4
M39029/90-529	MIL-DTL-39029 Pin Contact, Size 8 Twinax	8B-3, 10B-3
M39029/91-530	MIL-DTL-39029 Socket Contact, Size 8 Twinax	8B-3, 10B-3
M39029/102-558	MIL-DTL-39029 Pin Contact, Size 12 Coax	8B-4, 10B-4
M39029/103-559	MIL-DTL-39029 Socket Contact, Size 12 Coax	8B-4, 10B-4
M39029/106-614	MIL-DTL-39029 Socket Contact, Size 22D	8B-3, 10B-3
M39029/106-615	MIL-DTL-39029 Socket Contact, Size 20	8B-3, 10B-3
M39029/106-616	MIL-DTL-39029 Socket Contact, Size 16	8B-3, 10B-3
M39029/106-617	MIL-DTL-39029 Socket Contact, Size 12	8B-3, 10B-3
M39029/106-618	MIL-DTL-39029 Socket Contact, Size 10	8B-3, 10B-3
M39029/107-620	MIL-DTL-39029 Pin Contact, Size 22D	8B-3, 10B-3
M39029/107-621	MIL-DTL-39029 Pin Contact, Size 20	8B-3, 10B-3
M39029/107-622	MIL-DTL-39029 Pin Contact, Size 16	8B-3, 10B-3
M39029/107-623	MIL-DTL-39029 Pin Contact, Size 12	8B-3, 10B-3
M39029/107-624	MIL-DTL-39029 Pin Contact, Size 10	8B-3, 10B-3
M83723/65★	MIL-DTL-83723 Series III Bayonet Coupling Hermetic Jam Nut Receptacle (SC723/65)	CS
M83723/66★	MIL-DTL-83723 Series III Straight Plug, Pin Contacts (SC723/66)	CS
M83723/67★	MIL-DTL-83723 Series III Straight Plug, Socket Contacts (SC723/67)	CS
M83723/68★	MIL-DTL-83723 Series III Straight Plug, Pin Contacts (SC723/68)	CS
M83723/69★	MIL-DTL-83723 Series III Straight Plug, Socket Contacts (SC723/69)	CS
M83723/70★	MIL-DTL-83723 Series III Push-Pull Adapter (SC723/70)	CS
M83723/71★	MIL-DTL-83723 Series III Bayonet Coupling Wall Mount Receptacle, Socket Contacts (SC723/71)	CS
M83723/72★	MIL-DTL-83723 Series III Bayonet Coupling Wall Mount Receptacle, Pin Contacts (SC723/72)	CS
M83723/73★	MIL-DTL-83723 Series III Bayonet Coupling Jam Nut Receptacle, Socket Contacts (SC723/73)	CS
M83723/74★	MIL-DTL-83723 Series III Bayonet Coupling Jam Nut Receptacle Pin Contacts (SC723/74)	CS
M83723/75★	MIL-DTL-83723 Series III Bayonet Coupling Straight Plug, Socket Contacts (SC723/75)	CS
M83723/76★	MIL-DTL-83723 Series III Bayonet Coupling Straight Plug, Pin Contacts (SC723/76)	CS
M83723/77★	MIL-DTL-83723 Series III Bayonet Coupling RFI Grounding Straight Plug, Socket Contacts (SC723/77)	CS
M83723/78★	MIL-DTL-83723 Series III Bayonet Coupling RFI Grounding Straight Plug, Pin Contacts (SC723/78)	CS

★ Indicates additional alpha-numeric are required to complete part numbers.

CS Contact our Sales Department for information on this part.

CROSS REFERENCE/INDEX

M83723/79★	MIL-DTL-83723 Series III Bayonet Coupling Box Mount Receptacle, Hermetic Pin Contacts (SC723/79)	CS
M83723/80★	MIL-DTL-83723 Series III Bayonet Coupling Hermetic Solder Mount Receptacle, Hermetic Pin Solder Contacts (SC723/80)	CS
M83723/81★	MIL-DTL-83723 Series III Bayonet Coupling Hermetic Jam Nut Receptacle, Hermetic Pin Solder Contacts (SC723/81)	CS
M83723/82★	MIL-DTL-83723 Series III Threaded Coupling Wall Mount Receptacle, Socket Contacts (SC723/82)	CS
M83723/83★	MIL-DTL-83723 Series III Threaded Coupling Wall Mount Receptacle, Pin Contacts (SC723/83)	CS
M83723/84★	MIL-DTL-83723 Series III Threaded Coupling jam Nut Receptacle, Socket Contacts. (SC723/84)	CS
M83723/85★	MIL-DTL-83723 Series III Threaded Coupling Jam Nut Receptacle, Pin Contacts (SC723/85)	CS
M83723/86★	MIL-DTL-83723 Series III Threaded Coupling Straight Plug, Socket Contacts (SC723/86)	CS
M83723/87★	MIL-DTL-83723 Series III Threaded Coupling Straight Plug, Pin Contacts (SC723/87)	CS
M83723/88★	MIL-DTL-83723 Series III Threaded Coupling Box Mount Receptacle, Hermetic Pin Solder Contacts (SC723/88)	CS
M83723/89★	MIL-DTL-83723 Series III Threaded Coupling Hermetic Seal Jam Nut Receptacle, Hermetic Pin Solder Contacts (SC723/89)	CS
M83723/90★	MIL-DTL-83723 Series III Threaded Coupling Hermetic Seal Solder Mount Receptacle, Hermetic Pin Solder Contacts (SC723/90)	CS
M83723/91★	MIL-DTL-83723 Series III Threaded Coupling RFI Grounding Straight Plug, Socket Contacts (SC723/91)	CS
M83723/92★	MIL-DTL-83723 Series III Threaded Coupling RFI Grounding Straight Plug, Pin Contacts (SC723/92)	CS
M83723/93★	MIL-DTL-83723 Series III Bayonet Coupling Hermetic Seal Solder Mount Receptacle, Hermetic Pin Flex-Lead Contacts (SC723/93)	CS
M83723/94★	MIL-DTL-83723 Series III Bayonet Coupling Hermetic Seal Jam Nut Receptacle, Hermetic Pin Flex-Lead Contacts (SC723/94)	CS
M83723/95★	MIL-DTL-83723 Series III Threaded Coupling Self-Locking Straight Plug, Socket Contacts (SC723/95)	CS
M83723/96★	MIL-DTL-83723 Series III Threaded Coupling Self-Locking Straight Plug, Pin Contacts (SC723/96)	CS
M83723/97★	MIL-DTL-83723 Series III Threaded Coupling Straight Plug, Socket Contacts (SC723/97)	CS
M83723/98★	MIL-DTL-83723 Series III Threaded Coupling Straight Plug, Pin Contacts (SC723/98)	CS
M85049/128	Termination Band.	14B-3
MB10A★	Wall Mount Receptacle (SC70A★)	4B-2
MB10G★	Wall Mount Receptacle (SC70S★)	4B-2
MB10R★	Wall Mount Receptacle (SC70L★)	4B-2
MB10W★	Wall Mount Receptacle (SC70W★)	4B-2
MB11A★	Box Mount Receptacle (SC72A★)	4B-2
MB11G★	Box Mount Receptacle (SC72S★)	4B-2
MB11R★	Box Mount Receptacle (SC72L★)	4B-2
MB11W★	Box Mount Receptacle (SC72W★)	4B-2
MB13A★	In-line Mount Receptacle (SC71A★)	4B-2
MB13G★	In-line Mount Receptacle (SC71S★)	4B-2
MB13R★	In-line Mount Receptacle (SC71L★)	4B-2
MB13W★	In-line Mount Receptacle (SC71W★)	4B-2
MB14A★	Jam Nut Receptacle (SC74A★)	4B-2
MB14G★	Jam Nut Receptacle (SC74S★)	4B-2
MB14R★	Jam Nut Receptacle (SC74L★)	4B-2
MB14W★	Jam Nut Receptacle (SC74W★)	4B-2
MB16A★	Straight Plug (SC76A★)	4B-2
MB16G★	Straight Plug (SC76S★)	4B-2
MB16R★	Straight Plug (SC76L★)	4B-2
MB16W★	Straight Plug (SC76W★)	4B-2
MB18A★	EMI Straight Plug (SC75A★)	4B-2
MB18G★	EMI Straight Plug (SC75S★)	4B-2
MB18R★	EMI Straight Plug (SC75L★)	4B-2
MB18W★	EMI Straight Plug (SC75W★)	4B-2
MB30★S	Wall Mount Receptacle, Socket Contacts (SC723/71)	CS
MB30★P	Wall Mount Receptacle, Pin Contacts (SC723/72)	CS
MB34★S	Jam Nut Receptacle, Socket Contacts (SC723/73)	CS
MB34★P	Jam Nut Receptacle, Pin Contacts (SC723/74)	CS
MB36★S	Straight Plug, Socket Contacts (SC723/75)	CS
MB36★P	Straight Plug, Pin Contacts (SC723/76)	CS
MB38★S	RFI Grounding Straight Plug, Socket Contacts (SC723/77)	CS
MB38★P	RFI Grounding Straight Plug, Pin Contacts (SC723/78)	CS
MB910T★	Wall Mount Receptacle (SC1466T★)	8B-2
MB910Y★	Hermetic Wall Mount Receptacle (SC1469Y★D★)	8B-2
MB910Y★E★	Hermetic Wall Mount Receptacle (SC1469Y★E★)	8B-2
MB910Y★N★	Hermetic Wall Mount Receptacle (SC1469Y★N★)	8B-2
MB911T★	Wall Mount Receptacle (SC1656T★)	8B-2
MB912E★	Box Mount Receptacle (SC1496E★)	8B-2
MB913E★	Box Mount Receptacle (SC1505E★)	8B-2
MB914E★	Jam Nut Receptacle (SC1468T★)	8B-2

★ Indicates additional alpha-numeric are required to complete part numbers.
 CS Contact our Sales Department for information on this part.



MB914T★	Jam Nut Receptacle (SC1468T★)	8B-2
MB914Y★D★	Hermetic Jam Nut Receptacle (SC1470Y★D★)	8B-2
MB914Y★E★	Hermetic Jam Nut Receptacle (SC1470Y★E★)	8B-2
MB914Y★N★	Hermetic Jam Nut Receptacle (SC1470Y★N★)	8B-2
MB915Y★D★	Hermetic Solder Mount Receptacle (SC1471Y★D★)	8B-2
MB915Y★E★	Hermetic Solder Mount Receptacle (SC1471Y★E★)	8B-2
MB915Y★N★	Hermetic Solder Mount Receptacle (SC1471Y★N★)	8B-2
MB918T★	Straight Plug (SC1467T★)	8B-2
MB920T★	Wall Mount Receptacle (SC2472T★)	9B-2
MB920T★-189	Wall Mount Receptacle (SC2472E★)	9B-2
MB921T★	Wall Mount Receptacle (SC2497T★)	9B-2
MB921T★-189	Wall Mount Receptacle (SC2497E★)	9B-2
MB922T★-189	Box Mount Receptacle (SC2499E★)	9B-2
MB923T★-189	Box Mount Receptacle (SC2508E★)	9B-2
MB924T★	Jam Nut Receptacle (SC2474T★)	9B-2
MB924T★-189	Jam Nut Receptacle (SC2474E★)	9B-2
MB925T★-189	Box Mount Receptacle (SC2513E★)	9B-2
MB926T★	Straight Plug (SC2473T★)	9B-2
MB926T★-189	Straight Plug (SC2473E★)	9B-2
MB928T★	EMI Straight Plug (SC2484T★)	9B-2
MB928T★-189	EMI Straight Plug (SC2484E★)	9B-2
MBF20★	Wall Mount Receptacle (SCPT00S★)	2B-2
MBF21★	In-line Receptacle (SCPT01S★)	2B-2
MBF22★	Box Mount Receptacle (SCPT02S★)	2B-2
MBF24★	Jam Nut Receptacle (SCPT07S★)	2B-2
MBF26★	Straight Plug (SCPT06S★)	2B-2
MS3110★	MIL-C-26482 Series 1 Solder Wall Mount Receptacle (SCPT00★)	1B-2
MS3111★	MIL-C-26482 Series 1 Solder In-line Receptacle (SCPT01★)	1B-2
MS3112★	MIL-C-26482 Series 1 Solder Box Mount Receptacle (SCPT02★)	1B-2
MS3114★	MIL-C-26482 Series 1 Solder Jam Nut Receptacle (SCPT07★)	1B-2
MS3116★	MIL-C-26482 Series 1 Solder Straight Plug (SCPT06★)	1B-2
MS3120★	MIL-C-26482 Series 1 Crimp Wall Mount Receptacle (SCPT00S★)	2B-2
MS3121★	MIL-C-26482 Series 1 Crimp In-line Receptacle (SCPT01S★)	2B-2
MS3122★	MIL-C-26482 Series 1 Crimp Box Mount Receptacle (SCPT02S★)	2B-2
MS3124★	MIL-C-26482 Series 1 Crimp Jam Nut Receptacle (SCPT07S★)	2B-2
MS3126★	MIL-C-26482 Series 1 Crimp Straight Plug (SCPT06S★)	2B-2
MS3130★	SAE-AS81703 Wall Mount Receptacle (SCPDM9606★)	CS
MS3132★	SAE-AS81703 Box Mount Receptacle (SCPDM9616★)	CS
MS3134★	SAE-AS81703 Jam Nut Receptacle (SCPDM9601★)	CS
MS3137★	SAE-AS81703 Straight Plug (SCPDM9700★)	CS
MS3138★	SAE-AS81703 Lanyard Release Plug (SCPDM14946★)	CS
MS3470A★	MIL-C-26482 Series 2 Wall Mount Receptacle (SC70A★)	4B-2
MS3470E★	MIL-C-26482 Series 2 Wall Mount Receptacle (SC70L★)	4B-2
MS3470L★	MIL-C-26482 Series 2 Wall Mount Receptacle (SC70L★)	4B-2
MS3470S★	MIL-C-26482 Series 2 Wall Mount Receptacle (SC70S★)	4B-2
MS3470W★	MIL-C-26482 Series 2 Wall Mount Receptacle (SC70W★)	4B-2
MS3471A★	MIL-C-26482 Series 2 In-line Receptacle (SC71A★)	4B-2
MS3471E★	MIL-C-26482 Series 2 In-line Receptacle (SC71L★)	4B-2
MS3471L★	MIL-C-26482 Series 2 In-line Receptacle (SC71L★)	4B-2
MS3471S★	MIL-C-26482 Series 2 In-line Receptacle (SC71S★)	4B-2
MS3471W★	MIL-C-26482 Series 2 In-line Receptacle (SC71W★)	4B-2
MS3472A★	MIL-C-26482 Series 2 Box Mount Receptacle (SC72A★)	4B-2
MS3472E★	MIL-C-26482 Series 2 Box Mount Receptacle (SC72L★)	4B-2
MS3472L★	MIL-C-26482 Series 2 Box Mount Receptacle (SC72L★)	4B-2
MS3472S★	MIL-C-26482 Series 2 Box Mount Receptacle (SC72S★)	4B-2
MS3472W★	MIL-C-26482 Series 2 Box Mount Receptacle (SC72W★)	4B-2
MS3474A★	MIL-C-26482 Series 2 Jam Nut Receptacle (SC74A★)	4B-2
MS3474E★	MIL-C-26482 Series 2 Jam Nut Receptacle (SC74L★)	4B-2
MS3474L★	MIL-C-26482 Series 2 Jam Nut Receptacle (SC74L★)	4B-2
MS3474S★	MIL-C-26482 Series 2 Jam Nut Receptacle (SC74S★)	4B-2
MS3474W★	MIL-C-26482 Series 2 Jam Nut Receptacle (SC74W★)	4B-2
MS3475E★	MIL-C-26482 Series 2 EMI Straight Plug (SC75L★)	4B-2
MS3475L★	MIL-C-26482 Series 2 EMI Straight Plug (SC75L★)	4B-2
MS3475S★	MIL-C-26482 Series 2 EMI Straight Plug (SC75S★)	4B-2
MS3475W★	MIL-C-26482 Series 2 EMI Straight Plug (SC75W★)	4B-2
MS3476A★	MIL-C-26482 Series 2 Straight Plug (SC76A★)	4B-2
MS3476E★	MIL-C-26482 Series 2 Straight Plug (SC76L★)	4B-2
MS3476L★	MIL-C-26482 Series 2 Straight Plug (SC76L★)	4B-2

★ Indicates additional alpha-numeric are required to complete part numbers.

CS Contact our Sales Department for information on this part.

CROSS REFERENCE/INDEX

MS3476S★	MIL-C-26482 Series 2 Straight Plug (SC76S★)	4B-2
MS3476W★	MIL-C-26482 Series 2 Straight Plug (SC76W★)	4B-2
MS27466E★	MIL-DTL-38999 Series I Wall Mount Receptacle (SC1466E★)	8B-2
MS27466P★	MIL-DTL-38999 Series I Wall Mount Receptacle (SC1466P★)	8B-2
MS27466T★	MIL-DTL-38999 Series I Wall Mount Receptacle (SC1466T★)	8B-2
MS27467E★	MIL-DTL-38999 Series I Straight Plug (SC1467E★)	8B-2
MS27467P★	MIL-DTL-38999 Series I Straight Plug (SC1467P★)	8B-2
MS27467T★	MIL-DTL-38999 Series I Straight Plug (SC1467T★)	8B-2
MS27468E★	MIL-DTL-38999 Series I Jam Nut Receptacle (SC1468E★)	8B-2
MS27468P★	MIL-DTL-38999 Series I Jam Nut Receptacle (SC1468P★)	8B-2
MS27468T★	MIL-DTL-38999 Series I Jam Nut Receptacle (SC1468T★)	8B-2
MS27469Y★D★	MIL-DTL-38999 Series I Hermetic Wall Mount Receptacle (SC1469Y★D★)	8B-2
MS27469Y★E★	MIL-DTL-38999 Series I Hermetic Wall Mount Receptacle (SC1469Y★E★)	8B-2
MS27469Y★N★	MIL-DTL-38999 Series I Hermetic Wall Mount Receptacle (SC1469Y★N★)	8B-2
MS27470Y★D★	MIL-DTL-38999 Series I Hermetic Jam Nut Receptacle (SC1470Y★D★)	8B-2
MS27470Y★E★	MIL-DTL-38999 Series I Hermetic Jam Nut Receptacle (SC1470Y★E★)	8B-2
MS27470Y★N★	MIL-DTL-38999 Series I Hermetic Jam Nut Receptacle (SC1470Y★N★)	8B-2
MS27471Y★D★	MIL-DTL-38999 Series I Hermetic Solder Mount Receptacle (SC1471Y★D★)	8B-2
MS27471Y★E★	MIL-DTL-38999 Series I Hermetic Solder Mount Receptacle (SC1471Y★E★)	8B-2
MS27471Y★N★	MIL-DTL-38999 Series I Hermetic Solder Mount Receptacle (SC1471Y★N★)	8B-2
MS27472E★	MIL-DTL-38999 Series II Wall Mount Receptacle (SC2472E★)	9B-2
MS27472P★	MIL-DTL-38999 Series II Wall Mount Receptacle (SC2472P★)	9B-2
MS27472T★	MIL-DTL-38999 Series II Wall Mount Receptacle (SC2472T★)	9B-2
MS27473E★	MIL-DTL-38999 Series II Straight Plug (SC2473E★)	9B-2
MS27473P★	MIL-DTL-38999 Series II Straight Plug (SC2473P★)	9B-2
MS27473T★	MIL-DTL-38999 Series II Straight Plug (SC2473T★)	9B-2
MS27474E★	MIL-DTL-38999 Series II Jam Nut Receptacle (SC2474E★)	9B-2
MS27474P★	MIL-DTL-38999 Series II Jam Nut Receptacle (SC2474P★)	9B-2
MS27474T★	MIL-DTL-38999 Series II Jam Nut Receptacle (SC2474T★)?	9B-2
MS27475Y★D★	MIL-DTL-38999 Series II Hermetic Wall Mount Receptacle (SC2475Y★D★)	9B-2
MS27475Y★E★	MIL-DTL-38999 Series II Hermetic Wall Mount Receptacle (SC2475Y★E★)	9B-2
MS27475Y★N★	MIL-DTL-38999 Series II Hermetic Wall Mount Receptacle (SC2475Y★N★)	9B-2
MS27476Y★D★	MIL-DTL-38999 Series II Hermetic Box Mount Receptacle (SC2476Y★D★)	9B-2
MS27476Y★E★	MIL-DTL-38999 Series II Hermetic Box Mount Receptacle (SC2476Y★E★)	9B-2
MS27476Y★N★	MIL-DTL-38999 Series II Hermetic Box Mount Receptacle (SC2476Y★N★)	9B-2
MS27477Y★D★	MIL-DTL-38999 Series II Hermetic Jam Nut Receptacle (SC2477Y★D★)	9B-2
MS27477Y★E★	MIL-DTL-38999 Series II Hermetic Jam Nut Receptacle (SC2477Y★E★)	9B-2
MS27477Y★N★	MIL-DTL-38999 Series II Hermetic Jam Nut Receptacle (SC2477Y★N★)	9B-2
MS27478Y★D★	MIL-DTL-38999 Series II Hermetic Solder Mount Receptacle (SC2478Y★D★)	9B-2
MS27478Y★E★	MIL-DTL-38999 Series II Hermetic Solder Mount Receptacle (SC2478Y★E★)	9B-2
MS27478Y★N★	MIL-DTL-38999 Series II Hermetic Solder Mount Receptacle (SC2478Y★N★)	9B-2
MS27484E★	MIL-DTL-38999 Series II EMI Straight Plug (SC2484E★)	9B-2
MS27484P★	MIL-DTL-38999 Series II EMI Straight Plug (SC2484P★)	9B-2
MS27484T★	MIL-DTL-38999 Series II EMI Straight Plug (SC2484T★)	9B-2
MS27496E★	MIL-DTL-38999 Series I Box Mount Receptacle (SC1496E★)	8B-2
MS27497E★	MIL-DTL-38999 Series II Wall Mount Receptacle (SC2497E★)	9B-2
MS27497P★	MIL-DTL-38999 Series II Wall Mount Receptacle (SC2497P★)	9B-2
MS27497T★	MIL-DTL-38999 Series II Wall Mount Receptacle (SC2497T★)	9B-2
MS27499E★	MIL-DTL-38999 Series II Box Mount Receptacle (SC2499E★)	9B-2
MS27505E★	MIL-DTL-38999 Series I Box Mount Receptacle (SC1505E★)	8B-2
MS27508E★	MIL-DTL-38999 Series II Box Mount Receptacle (SC2508E★)	9B-2
MS27513E★	MIL-DTL-38999 Series II Box Mount Receptacle (SC2513E★)	9B-2
MS27656E★	MIL-DTL-38999 Series I Wall Mount Receptacle (SC1656T★)	8B-2
MS27656P★	MIL-DTL-38999 Series I Wall Mount Receptacle (SC1656P★)	8B-2
MS27656T★	MIL-DTL-38999 Series I Wall Mount Receptacle (SC1656T★)	8B-2
MS27662E★	MIL-DTL-38999 Series I Thru-bulkhead Receptacle (SC1662E★)	8B-2
MT30★S	Wall Mount Receptacle, Socket Contacts (SC723/82)	CS
MT30★P	Wall Mount Receptacle, Pin Contacts (SC723/83)	CS
MT34★S	Jam Nut Receptacle, Socket Contacts (SC723/84)	CS
MT34★P	Jam Nut Receptacle, Pin Contacts (SC723/85)	CS
MT36★S	Straight Plug, Socket Contacts (SC723/86)	CS
MT36★P	Straight Plug, Pin Contacts (SC723/87)	CS
MT37★S	Self-Locking Straight Plug, Socket Contacts (SC723/95)	CS
MT37★P	Self-Locking Straight Plug, Pin Contacts (SC723/96)	CS
MT38★S	Straight Plug, Socket Contacts (SC723/97)	CS
MT38★P	Straight Plug, Pin Contacts (SC723/98)	CS
MT930T★F★	Wall Mount Receptacle (SC3920F★)	10B-2
MT930T★K★	Wall Mount Receptacle (SC3920K★)	10B-2

★ Indicates additional alpha-numeric are required to complete part numbers.

CS Contact our Sales Department for information on this part.



MT930T★S★	Wall Mount Receptacle (SC3920S★)	10B-2
MT930T★W★	Wall Mount Receptacle (SC3920W★)	10B-2
MT934T★F★	Jam Nut Receptacle (SC3924F★)	10B-2
MT934T★K★	Jam Nut Receptacle (SC3924K★)	10B-2
MT934T★S★	Jam Nut Receptacle (SC3924S★)	10B-2
MT934T★W★	Jam Nut Receptacle (SC3924W★)	10B-2
MT938T★F★	Straight Plug (SC3926F★)	10B-2
MT938T★K★	Straight Plug (SC3926K★)	10B-2
MT938T★S★	Straight Plug (SC3926S★)	10B-2
MT938T★W★	Straight Plug (SC3926W★)	10B-2
P21-★E8	Hermetic Solder Mount Receptacle (SC3925N★)	10B-2
P21-★OP	Hermetic Solder Mount Receptacle (SC3925Y★)	10B-2
P31-★E8	Hermetic Box Mount Receptacle (SC3921N★)	10B-2
P31-★OP	Hermetic Box Mount Receptacle (SC3921Y★)	10B-2
P32-1900-343	Pin Contact, Size 20 Solder	6B-1
P32-1902-343	Pin Contact, Size 20 Solder	6B-1
P32-3800-343	Pin Contact, Size 16 Solder	6B-1
P32-3802-343	Pin Contact, Size 16 Solder	6B-1
P63-★E8	Hermetic Jam Nut Receptacle (SC3923N★)	10B-2
P63-★OP	Hermetic Jam Nut Receptacle (SC3923Y★)	10B-2
P21-★E8	Weld Mount Receptacle (SC3927N★)	10B-2
P21-★OP	Weld Mount Receptacle (SC3927Y★)	10B-2
PC00★	Wall Mount Receptacle (SCPC00★)	3B-2
PC01★	In-line Receptacle (SCPC01★)	3B-2
PC02★	Box Mount Receptacle (SCPC02★)	3B-2
PC03★	Wall Mount Receptacle less Rear Hardware (SCPC03★)	3B-2
PC04★	In-line Receptacle less Rear Hardware (SCPC04★)	3B-2
PC05★	Straight Plug less Rear Hardware (SCPC05★)	3B-2
PC06★	Straight Plug (SCPC06★)	3B-2
PC07★	Jam Nut Receptacle (SCPC07★)	3B-2
PT00★	Wall Mount Receptacle (SCPT00★)	1B-2
PT00S★	Wall Mount Receptacle (SCPT00S★)	2B-2
PT01★	In-line Receptacle (SCPT01★)	1B-2
PT01S★	In-line Receptacle (SCPT01S★)	2B-2
PT02★	Box Mount Receptacle (SCPT02★)	1B-2
PT02S★	Box Mount Receptacle (SCPT02S★)	2B-2
PT03★	Wall Mount Receptacle less Rear Hardware (SCPT03★)	1B-2
PT03S★	Wall Mount Receptacle less Rear Threads (SCPT03S★)	2B-2
PT04★	In-line Receptacle less Rear Hardware (SCPT04★)	1B-2
PT04S★	In-line Receptacle less Rear Threads (SCPT04S★)	2B-2
PT05★	Straight Plug less Rear Hardware (SCPT05★)	1B-2
PT05S★	Straight Plug less Rear Threads (SCPT05S★)	2B-2
PT06★	Straight Plug (SCPT06★)	1B-2
PT06S★	Straight Plug (SCPT06S★)	2B-2
PT07★	Jam Nut Receptacle (SCPT07★)	1B-2
PT07S★	Jam Nut Receptacle (SCPT07S★)	2B-2
PTGS06DRL★	EMI Straight Plug (SC75L★)	4B-2
PTGS06DRW★	EMI Straight Plug (SC75W★)	4B-2
PTPS00DRA★	Box Mount Receptacle (SC72A★)	4B-2
PTPS00DRL★	Box Mount Receptacle (SC72L★)	4B-2
PTPS00DRW★	Box Mount Receptacle (SC72W★)	4B-2
PTS00DRA★	Wall Mount Receptacle (SC70A★)	4B-2
PTS00DRL★	Wall Mount Receptacle (SC70L★)	4B-2
PTS00DRW★	Wall Mount Receptacle (SC70W★)	4B-2
PTS01DRA★	In-line Receptacle (SC71A★)	4B-2
PTS01DRL★	In-line Receptacle (SC71L★)	4B-2
PTS01DRW★	In-line Receptacle (SC71W★)	4B-2
PTS06DRA★	Straight Plug (SC76A★)	4B-2
PTS06DRL★	Straight Plug (SC76L★)	4B-2
PTS06DRW★	Straight Plug (SC76W★)	4B-2
PTS07DRA★	Jam Nut Receptacle (SC74A★)	4B-2
PTS07DRL★	Jam Nut Receptacle (SC74L★)	4B-2
PTS07DRW★	Jam Nut Receptacle (SC74W★)	4B-2
PV70A★	Wall Mount Receptacle (SC70A★)	4B-2
PV70L★	Wall Mount Receptacle (SC70L★)	4B-2
PV70W★	Wall Mount Receptacle (SC70W★)	4B-2
PV71A★	In-line Receptacle (SC71A★)	4B-2
PV71L★	In-line Receptacle (SC71L★)	4B-2

★ Indicates additional alpha-numeric are required to complete part numbers.
CS Contact our Sales Department for information on this part.

CROSS REFERENCE/INDEX

PV71W★	In-line Receptacle (SC71W★)	4B-2
PV72A★	Box Mount Receptacle (SC72A★)	4B-2
PV72L★	Box Mount Receptacle (SC72L★)	4B-2
PV72W★	Box Mount Receptacle (SC72W★)	4B-2
PV74A★	Jam Nut Receptacle (SC74A★)	4B-2
PV74L★	Jam Nut Receptacle (SC74L★)	4B-2
PV74W★	Jam Nut Receptacle (SC74W★)	4B-2
PV75L★	EMI Straight Plug (SC75L★)	4B-2
PV75W★	EMI Straight Plug (SC75W★)	4B-2
PV76A★	Straight Plug (SC76A★)	4B-2
PV76L★	Straight Plug (SC76L★)	4B-2
PV76W★	Straight Plug (SC76W★)	4B-2
PW00★	Wall Mount Receptacle (SCPT00★)	1B-2
PW01★	In-line Receptacle (SCPT01★)	1B-2
PW02★	Box Mount Receptacle (SCPT02★)	1B-2
PW06★	Straight Plug (SCPT06★)	1B-2
PW07★	Jam Nut Receptacle (SCPT07★)	1B-2
R32-1900-343	Pin Contact, Size 20 Crimp	6B-2
R32-1902-343	Pin Contact, Size 20 Crimp	6B-2
R32-3800-343	Pin Contact, Size 16 Crimp	6B-2
R32-3802-343	Pin Contact, Size 16 Crimp	6B-2
RT9601★	Jam Nut Receptacle (SCPDM9601★)	CS
RT9606★	Wall Mount Receptacle (SCPDM9606★)	CS
RT9607★	In-line Receptacle with Strain Relief (SCPDM9607★)	CS
RT9608★	Jam Nut Receptacle with Strain Relief (SCPDM9608★)	CS
RT9609★	In-line Receptacle (SCPDM9609★)	CS
RT9610★	Wall Mount Receptacle, Cable Sealing (SCPDM9610★)	CS
RT9611★	Non-environmental Jam Nut Receptacle (SCPDM9611★)	CS
RT9616★	Box Mount Receptacle (SCPDM9616★)	CS
RT9617★	Wall Mount Receptacle with Strain Relief (SCPDM9617★)	CS
RT9619★	Wall Mount Receptacle with Conduit Adapter (SCPDM9619★)	CS
RT9620★	Jam Nut Receptacle with Conduit Adapter (SCPDM9620★)	CS
RT9624★	In-line Receptacle with Strain Relief (SCPDM9624★)	CS
RT9700★	Straight Plug (SCPDM9700★)	CS
RT9702★	Straight Plug with Strain Relief (SCPDM9702★)	CS
RT9703★	Lanyard Release Straight Plug (SCPDM9703★)	CS
RT9705★	Straight Plug, Cable Sealing (SCPDM9705★)	CS
RT9708★	Straight Plug with Conduit Adapter (SCPDM9708★)	CS
RT9717★	Lanyard Release Straight Plug with Strain Relief (SCPDM9717★)	CS
RT9718★	Straight Plug, Knurled Coupling Nut (SCPDM9718★)	CS
RT9720★	Lanyard Release Straight Plug, Smooth Coupling Nut (SCPDM9720★)	CS
RT9728★	Straight Plug with Strain Relief, Knurled Coupling Nut (SCPDM9728★)	CS
RT14946★	Lanyard Release Straight Plug (SCPDM14946★)	CS
RTS00★	Wall Mount Receptacle (SCPDS00★)	CS
RTS04★	Jam Nut Receptacle (SCPDS04★)	CS
RTS07★	Straight Plug (SCPDS07★)	CS
RTS09★	Rack and Panel Plug (SCPDS09★)	CS
RT17942★	Lanyard Release Straight Plug (SCPDS17942★)	CS
S900002★	Hermetic Solder Mount Receptacle (SC1471Y★D★)	8B-2
S900002★	Hermetic Solder Mount Receptacle (SC2478Y★D★)	8B-2
S910002★	Hermetic Box Mount Receptacle (SC2476Y★D★)	8B-2
S915002★	Hermetic Wall Mount Receptacle (SC1469Y★D★)	8B-2
S915002★	Hermetic Wall Mount Receptacle (SC2475Y★D★)	8B-2
S922002★	Hermetic Jam Nut Receptacle (SC1470Y★D★)	8B-2
S925002★	Hermetic Jam Nut Receptacle (SC2477Y★D★)	8B-2
S32-1900-343	Socket Contact, Size 20 Solder	6B-1
S32-1902-343	Socket Contact, Size 20 Solder	6B-1
S32-3800-343	Socket Contact, Size 16 Solder	6B-1
S32-3802-343	Socket Contact, Size 16 Solder	6B-1
SC70★	Wall Mount Receptacle	4B-2
SC71★	In-line Receptacle	4B-2
SC72★	Box Mount Receptacle	4B-2
SC74★	Jam Nut Receptacle	4B-2
SC75★	EMI Straight Plug	4B-2
SC76★	Straight Plug	4B-2
SC308C109P	Plug, 9 Size 20 Pin Crimp Contacts	13B-2
SC308C109P-F0	Plug, 9 Size 20 Pin, less Contacts	13B-2
SC308C109S	Receptacle, 9 Size 20 Socket Crimp Contacts	13B-2

★ Indicates additional alpha-numeric are required to complete part numbers.

CS Contact our Sales Department for information on this part.



SC308C109S-F0	Receptacle, 9 Size 20 Socket, less Contacts	13B-2
SC308C115P	Plug, 15 Size 22 Pin Crimp Contacts	13B-3
SC308C115P-F0	Plug, 15 Size 22 Pin, less Contacts	13B-3
SC308C115S	Receptacle, 15 Size 22 Socket Crimp Contacts	13B-3
SC308C115S-F0	Receptacle, 15 Size 22 Socket, less Contacts	13B-3
SC308C215P	Plug, 15 Size 20 Pin Crimp Contacts	13B-2
SC308C215P-F0	Plug, 15 Size 20 Pin, less Contacts	13B-2
SC308C215S	Receptacle, 15 Size 20 Socket Crimp Contacts	13B-2
SC308C215S-F0	Receptacle, 15 Size 20 Socket, less Contacts	13B-2
SC308C226P	Plug, 26 Size 22 Pin Crimp Contacts	13B-3
SC308C226P-F0	Plug, 26 Size 22 Pin, less Contacts	13B-3
SC308C226S	Receptacle, 26 Size 22 Socket Crimp Contacts	13B-3
SC308C226S-F0	Receptacle, 26 Size 22 Socket, less Contacts	13B-3
SC308C325P	Plug, 25 Size 20 Pin Crimp Contacts	13B-2
SC308C325P-F0	Plug, 25 Size 20 Pin, less. Contacts	13B-2
SC308C325S	Receptacle, 25 Size 20 Socket Crimp Contacts	13B-2
SC308C325S-F0	Receptacle, 25 Size 20 Socket, less Contacts	13B-2
SC308C344P	Plug, 44 Size 22 Pin Crimp Contacts	13B-3
SC308C344P-F0	Plug, 44 Size 22 Pin, less Contacts	13B-3
SC308C344S	Receptacle, 44 Size 22 Socket Crimp Contacts	13B-3
SC308C344S-F0	Receptacle, 44 Size 22 Socket, less Contacts	13B-3
SC308C437P	Plug, 37 Size 20 Pin Crimp Contacts	13B-2
SC308C437P-F0	Plug, 37 Size 20 Pin, less Contacts	13B-2
SC308C437S	Receptacle, 37 Size 20 Socket Crimp Contacts	13B-2
SC308C437S-F0	Receptacle, 37 Size 20 Socket, less Contacts	13B-2
SC308C462P	Plug, 62 Size 22 Pin Crimp Contacts	13B-3
SC308C462P-F0	Plug, 62 Size 22 Pin, less Contacts	13B-3
SC308C462S	Receptacle, 62 Size 22 Socket Crimp Contacts	13B-3
SC308C462S-F0	Receptacle, 62 Size 22 Socket, less Contacts	13B-3
SC308C550P	Plug, 50 Size 20 Pin Crimp Contacts	13B-2
SC308C550P-F0	Plug, 50 Size 20 Pin, less Contacts	13B-2
SC308C550S	Receptacle, 50 Size 20 Socket Crimp Contacts	13B-2
SC308C550S-F0	Receptacle, 50 Size 20 Socket, less Contacts	13B-2
SC308C578P	Plug, 78 Size 22 Pin Crimp Contacts	13B-3
SC308C578P-F0	Plug, 78 Size 22 Pin, less Contacts	13B-3
SC308C578S	Receptacle, 78 Size 22 Socket Crimp Contacts	13B-3
SC308C578S-F0	Receptacle, 78 Size 22 Socket, less Contacts	13B-3
SC308C6104P	Plug, 104 Size 22 Pin Crimp Contacts	13B-3
SC308C6104P-F0	Plug, 104 Size 22 Pin, less Contacts	13B-3
SC308C6104S	Receptacle, 104 Size 22 Socket Crimp Contacts	13B-3
SC308C6104S-F0	Receptacle, 104 Size 22 Socket, less Contacts	13B-3
SC723/65★	Hermetic Jam Nut Receptacle	CS
SC723/66★	Straight Plug, Pin Contacts	CS
SC723/67★	Straight Plug, Socket Contacts	CS
SC723/68★	Straight Plug, Pin Contacts	CS
SC723/69★	Straight Plug, Socket Contacts	CS
SC723/70★	Push-Pull Adapter	CS
SC723/71★	Wall Mount Receptacle, Socket Contacts	CS
SC723/72★	Wall Mount Receptacle, Pin Contacts	CS
SC723/73★	Jam Nut Receptacle, Socket Contacts	CS
SC723/74★	Jam Nut Receptacle Pin Contacts	CS
SC723/75★	Straight Plug, Socket Contacts	CS
SC723/76★	Straight Plug, Pin Contacts	CS
SC723/77★	RFI Grounding Straight Plug, Socket Contacts	CS
SC723/78★	RFI Grounding Straight Plug, Pin Contacts	CS
SC723/79★	Box Mount Receptacle, Hermetic Pin Contacts	CS
SC723/80★	Hermetic Solder Mount Receptacle, Hermetic Pin Solder Contacts	CS
SC723/81★	Hermetic Jam Nut Receptacle, Hermetic Pin Solder Contacts	CS
SC723/82★	Wall Mount Receptacle, Socket Contacts	CS
SC723/83★	Wall Mount Receptacle, Pin Contacts	CS
SC723/84★	Jam Nut Receptacle, Socket Contacts	CS
SC723/85★	Jam Nut Receptacle, Pin Contacts	CS
SC723/86★	Straight Plug, Socket Contacts	CS
SC723/87★	Straight Plug, Pin Contacts	CS
SC723/88★	Box Mount Receptacle, Hermetic Pin Solder Contacts	CS
SC723/89★	Hermetic Seal Jam Nut Receptacle, Hermetic Pin Solder Contacts	CS
SC723/90★	Hermetic Seal Solder Mount Receptacle, Hermetic Pin Solder Contacts	CS
SC723/91★	RFI Grounding Straight Plug, Socket Contacts	CS

★ Indicates additional alpha-numerics are required to complete part numbers.

CS Contact our Sales Department for information on this part.

CROSS REFERENCE/INDEX

SC723/92★	RFI Grounding Straight Plug, Pin Contacts	CS
SC723/93★	Hermetic Seal Solder Mount Receptacle, Hermetic Pin Flex-Lead Contacts	CS
SC723/94★	Hermetic Seal Jam Nut Receptacle, Hermetic Pin Flex-Lead Contacts	CS
SC723/95★	Self-Locking Straight Plug, Socket Contacts	CS
SC723/96★	Self-Locking Straight Plug, Pin Contacts	CS
SC723/97★	Straight Plug, Socket Contacts	CS
SC723/98★	Straight Plug, Pin Contacts	CS
SC1001P★	In-Line Receptacle	8B-2
SC1001T★	In-Line Receptacle	8B-2
SC1466P★	Wall Mount Receptacle	8B-2
SC1466T★	Wall Mount Receptacle	8B-2
SC1467P★	EMI Straight Plug	8B-2
SC1467T★	EMI Straight Plug	8B-2
SC1468P★	Jam Nut Receptacle	8B-2
SC1468T★	Jam Nut Receptacle	8B-2
SC1469Y★D★	Hermetic Wall Mount Receptacle	8B-2
SC1469Y★E★	Hermetic Wall Mount Receptacle	8B-2
SC1469Y★N★	Hermetic Wall Mount Receptacle	8B-2
SC1470Y★D★	Hermetic Jam Nut Receptacle	8B-2
SC1470Y★E★	Hermetic Jam Nut Receptacle	8B-2
SC1470Y★N★	Hermetic Jam Nut Receptacle	8B-2
SC1471Y★D★	Hermetic Solder Mount Receptacle	8B-2
SC1471Y★E★	Hermetic Solder Mount Receptacle	8B-2
SC1471Y★N★	Hermetic Solder Mount Receptacle	8B-2
SC1496E★	Box Mount Receptacle	8B-2
SC1498E★	90 Degree Plug	8B-2
SC1505E★	Box Mount Receptacle, Rear Panel Mount	8B-2
SC1656P★	Wall Mount Receptacle, Rear Panel Mount	8B-2
SC1656P★	Wall Mount Receptacle, Rear Panel Mount	8B-2
SC1656T★	Wall Mount Receptacle, Rear Panel Mount	8B-2
SC1662E★	Thru-Bulkhead Receptacle	8B-2
SC2001E★	In-Line Receptacle	9B-2
SC2001P★	In-Line Receptacle	9B-2
SC2001T★	In-Line Receptacle	9B-2
SC2472E★	Wall Mount Receptacle	9B-2
SC2472P★	Wall Mount Receptacle	9B-2
SC2472T★	Wall Mount Receptacle	9B-2
SC2473E★	Straight Plug	9B-2
SC2473P★	Straight Plug	9B-2
SC2473T★	Straight Plug	9B-2
SC2474E★	Jam Nut Receptacle	9B-2
SC2474P★	Jam Nut Receptacle	9B-2
SC2474T★	Jam Nut Receptacle	9B-2
SC2475Y★D★	Hermetic Wall Mount Receptacle	9B-2
SC2475Y★E★	Hermetic Wall Mount Receptacle	9B-2
SC2475Y★N★	Hermetic Wall Mount Receptacle	9B-2
SC2476Y★D★	Hermetic Box Mount Receptacle	9B-2
SC2476Y★E★	Hermetic Box Mount Receptacle	9B-2
SC2476Y★N★	Hermetic Box Mount Receptacle	9B-2
SC2477Y★D★	Hermetic Jam Nut Receptacle	9B-2
SC2477Y★E★	Hermetic Jam Nut Receptacle	9B-2
SC2477Y★N★	Hermetic Jam Nut Receptacle	9B-2
SC2478Y★D★	Hermetic Solder Mount Receptacle	9B-2
SC2478Y★E★	Hermetic Solder Mount Receptacle	9B-2
SC2478Y★N★	Hermetic Solder Mount Receptacle	9B-2
SC2484E★	EMI Straight Plug	9B-2
SC2484P★	EMI Straight Plug	9B-2
SC2484T★	EMI Straight Plug	9B-2
SC2497E★	Wall Mount Receptacle	9B-2
SC2497P★	Wall Mount Receptacle	9B-2
SC2497T★	Wall Mount Receptacle	9B-2
SC2499E★	Box Mount Receptacle	9B-2
SC2500E★	90 Degree Plug	9B-2
SC2508E★	Box Mount Receptacle	9B-2
SC2513E★	Box Mount Receptacle	9B-2
SC3901F★	In-Line Receptacle	10B-2
SC3901G★	In-Line Receptacle	10B-2
SC3901J★	In-Line Receptacle	10B-2

★ Indicates additional alpha-numeric are required to complete part numbers.
 CS Contact our Sales Department for information on this part.



SC3901K★	In-Line Receptacle	10B-2
SC3901M★	In-Line Receptacle	10B-2
SC3901S★	In-Line Receptacle	10B-2
SC3901W★	In-Line Receptacle	10B-2
SC3920C★	Wall Mount Receptacle	10B-2
SC3920F★	Wall Mount Receptacle	10B-2
SC3920G★	Wall Mount Receptacle	10B-2
SC3920J★	Wall Mount Receptacle	10B-2
SC3920K★	Wall Mount Receptacle	10B-2
SC3920M★	Wall Mount Receptacle	10B-2
SC3920S★	Wall Mount Receptacle	10B-2
SC3920W★	Wall Mount Receptacle	10B-2
SC3921H★	Hermetic Box Mount Receptacle	10B-2
SC3921N★	Hermetic Box Mount Receptacle	10B-2
SC3921Y★	Hermetic Box Mount Receptacle	10B-2
SC3923H★	Hermetic Jam Nut Receptacle	10B-2
SC3923N★	Hermetic Jam Nut Receptacle	10B-2
SC3923Y★	Hermetic Jam Nut Receptacle	10B-2
SC3924C★	Jam Nut Receptacle	10B-2
SC3924F★	Jam Nut Receptacle	10B-2
SC3924G★	Jam Nut Receptacle	10B-2
SC3924J★	Jam Nut Receptacle	10B-2
SC3924K★	Jam Nut Receptacle	10B-2
SC3924M★	Jam Nut Receptacle	10B-2
SC3924S★	Jam Nut Receptacle	10B-2
SC3924W★	Jam Nut Receptacle	10B-2
SC3925H★	Hermetic Solder Mount Receptacle	10B-2
SC3925N★	Hermetic Solder Mount Receptacle	10B-2
SC3925Y★	Hermetic Solder Mount Receptacle	10B-2
SC3926C★	Straight Plug	10B-2
SC3926F★	Straight Plug	10B-2
SC3926G★	Straight Plug	10B-2
SC3926J★	Straight Plug	10B-2
SC3926K★	Straight Plug	10B-2
SC3926M★	Straight Plug	10B-2
SC3926S★	Straight Plug	10B-2
SC3926W★	Straight Plug	10B-2
SC3927N★	Weld Mount Receptacle	10B-2
SC3927Y★	Weld Mount Receptacle	10B-2
SC30825-★	D-Subminiature Male Screwlock	13B-6
SC30826-★	D-Subminiature Female Screwlock	13B-6
SCP0005-005-000	Pin Contact, Size 20	CS
SCP0005-007-000	Pin Contact, Size 20	CS
SCP0005-008-000	Pin Contact, Size 16	CS
SCP0005-008-001	Pin Contact, Size 16	CS
SCP0005-052-000	Pin Contact, Size 12	CS
SCP0007-007-000	Socket Contact, Size 20	CS
SCP0007-009-000	Socket Contact, Size 20	CS
SCP0007-014-000	Socket Contact, Size 16	CS
SCP0007-014-001	Socket Contact, Size 16	CS
SCP0007-065-000	Socket Contact, Size 12	CS
SCP106-001-000	Coaxial Pin Contact	CS
SCP106-003-000	Coaxial Pin Contact	CS
SCP107-001-000	Coaxial Socket Contact	CS
SCP107-003-000	Coaxial Socket Contact	CS
SCP200-12/30-2	Socket Contact, Size 12	CS
SCP200-12/30-3	Socket Contact, Size 12	CS
SCP200-12/30-4	Socket Contact, Size 12	CS
SCP200-12/30-5	Socket Contact, Size 12	CS
SCP200-12/30-7	Socket Contact, Size 12	CS
SCP200-12/30-8	Socket Contact, Size 12	CS
SCP200-16/30-2	Socket Contact, Size 16	CS
SCP200-16/30-3	Socket Contact, Size 16	CS
SCP200-16/30-5	Socket Contact, Size 16	CS
SCP200-16/30-6	Socket Contact, Size 16	CS
SCP53372★	Jam Nut Receptacle	2B-28
SCP57012★	Box Mount Receptacle	2B-17
SCP800-12/32-1	Pin Contact, Size 12	CS

★ Indicates additional alpha-numeric are required to complete part numbers.
CS Contact our Sales Department for information on this part.

CROSS REFERENCE/INDEX

SCP800-12/32-2	Pin Contact, Size 12.	CS
SCP800-12/32-3	Pin Contact, Size 12.	CS
SCP800-12/32-4	Pin Contact, Size 12.	CS
SCP800-12/32-7	Pin Contact, Size 12.	CS
SCP800-12/32-8	Pin Contact, Size 12.	CS
SCP800-16/32-1	Pin Contact, Size 16.	CS
SCP800-16/32-2	Pin Contact, Size 16.	CS
SCP800-16/32-3	Pin Contact, Size 16.	CS
SCP800-16/32-4	Pin Contact, Size 16.	CS
SCP800-20/30-1	Socket Contact, Size 20	CS
SCP800-20/30-2	Socket Contact, Size 20	CS
SCP800-20/30-3	Socket Contact, Size 20	CS
SCP800-20/30-8	Socket Contact, Size 20	CS
SCP800-20/32-1	Pin Contact, Size 20.	CS
SCP800-20/32-2	Pin Contact, Size 20.	CS
SCP800-20/32-3	Pin Contact, Size 20.	CS
SCP800-20/32-8	Pin Contact, Size 20.	CS
SCP800/33-1	Coaxial Pin Contact	CS
SCP800/34-1	Coaxial Socket Contact.	CS
SCP4702-20-0056	Coaxial Pin Contact	CS
SCP4702-21-0056	Coaxial Socket Contact.	CS
SCP14946★	Lanyard Release Straight Plug	CS
SCP17942★	Lanyard Release Straight Plug	CS
SCP53372★	Jam Nut Receptacle.	2B-28
SCP57012★	Box Mount Receptacle.	2B-17
SCPC00★	Wall Mount Receptacle	3B-2
SCPC01★	In-line Receptacle	3B-2
SCPC02★	Box Mount Receptacle.	3B-2
SCPC03★	Wall Mount Receptacle less Rear Hardware	3B-2
SCPC04★	In-line Receptacle less Rear Hardware.	3B-2
SCPC05★	Straight Plug less Rear Hardware	3B-2
SCPC06★	Straight Plug	3B-2
SCPC07★	Jam Nut Receptacle.	3B-2
SCPC08★	90 Degree Plug	3B-2
SCPD14946★	Lanyard Release Straight Plug	CS
SCPDM9601★	Jam Nut Receptacle.	CS
SCPDM9606★	Wall Mount Receptacle	CS
SCPDM9607★	In-line Receptacle with Strain Relief	CS
SCPDM9608★	Jam Nut Receptacle with Strain Relief	CS
SCPDM9609★	In-line Receptacle	CS
SCPDM9610★	Wall Mount Receptacle, Cable Sealing.	CS
SCPDM9611★	Non-environmental Jam Nut Receptacle	CS
SCPDM9616★	Box Mount Receptacle.	CS
SCPDM9617★	Wall Mount Receptacle with Strain Relief	CS
SCPDM9619★	Wall Mount Receptacle with Conduit Adapter.	CS
SCPDM9620★	Jam Nut Receptacle with Conduit Adapter	CS
SCPDM9624★	In-line Receptacle with Strain Relief	CS
SCPDM9700★	Straight Plug	CS
SCPDM9702★	Straight Plug with Strain Relief	CS
SCPDM9703★	Lanyard Release Straight Plug	CS
SCPDM9705★	Straight Plug, Cable Sealing.	CS
SCPDM9708★	Straight Plug with Conduit Adapter	CS
SCPDM9717★	Lanyard Release Straight Plug with Strain Relief	CS
SCPDM9718★	Straight Plug, Knurled Coupling Nut	CS
SCPDM9720★	Lanyard Release Straight Plug, Smooth Coupling Nut	CS
SCPDM9728★	Straight Plug with Strain Relief, Knurled Coupling Nut	CS
SCPDS00★	Wall Mount Receptacle	CS
SCPDS04★	Jam Nut Receptacle.	CS
SCPDS07★	Straight Plug	CS
SCPDS09★	Rack and Panel Plug.	CS
SCPDS17942★	Lanyard Release Straight Plug	CS
SCPT00★	Wall Mount Receptacle	1B-2
SCPT00S★	Wall Mount Receptacle	2B-2
SCPT01★	In-line Receptacle	1B-2
SCPT01S★	In-line Receptacle	2B-2
SCPT02★	Box Mount Receptacle.	1B-2
SCPT02S★	Box Mount Receptacle.	2B-2
SCPT03★	Wall Mount Receptacle less Rear Hardware	1B-2

★ Indicates additional alpha-numeric are required to complete part numbers.
 CS Contact our Sales Department for information on this part.



SCPT03S★	Wall Mount Receptacle less Rear Threads	2B-2
SCPT04★	In-line Receptacle less Rear Hardware	1B-2
SCPT04S★	In-line Receptacle less Rear Threads	2B-2
SCPT05★	Straight Plug less Rear Hardware	1B-2
SCPT05S★	Straight Plug less Rear Threads	2B-2
SCPT06★	Straight Plug	1B-2
SCPT06S★	Straight Plug	2B-2
SCPT07★	Jam Nut Receptacle	1B-2
SCPT07S★	Jam Nut Receptacle	2B-2
SCPT08★	90 Degree Plug	1B-2
SCPT08S★	90 Degree Plug	2B-2
SS900002★	Hermetic Solder Mount Receptacle (SC1471Y★E★)	8B-2
SS900002★	Hermetic Solder Mount Receptacle (SC2478Y★E★)	9B-2
SS910002★	Hermetic Box Mount Receptacle (SC2476Y★E★)	9B-2
SS915002★	Hermetic Wall Mount Receptacle (SC1469Y★E★)	8B-2
SS915002★	Hermetic Wall Mount Receptacle (SC2475Y★E★)	9B-2
SS922002★	Hermetic Jam Nut Receptacle (SC1470Y★E★)	8B-2
SS925002★	Hermetic Jam Nut Receptacle (SC2477Y★E★)	9B-2
SSN900002★	Hermetic Solder Mount Receptacle (SC1471Y★N★)	8B-2
SSN900002★	Hermetic Solder Mount Receptacle (SC2478Y★N★)	9B-2
SSN910002★	Hermetic Box Mount Receptacle (SC2476Y★N★)	8B-2
SSN915002★	Hermetic Wall Mount Receptacle (SC1469Y★N★)	8B-2
SSN915002★	Hermetic Wall Mount Receptacle (SC2475Y★N★)	9B-2
SSN922002★	Hermetic Jam Nut Receptacle (SC1470Y★N★)	8B-2
SSN925002★	Hermetic Jam Nut Receptacle (SC2477Y★N★)	9B-2
T1T-10★	EMI Straight Plug (SC1467T★)	8B-2
T1T-17★	Wall Mount Receptacle (SC1656T★)	8B-2
T1T-18★	Wall Mount Receptacle (SC1466T★)	8B-2
T1T-19★	Jam Nut Receptacle (SC1468T★)	8B-2
T3F-12★	Straight Plug (SC3926F★)	10B-2
T3F-17★	Wall Mount Receptacle (SC3920F★)	10B-2
T3F-19★	Jam Nut Receptacle (SC3924F★)	10B-2
T3K-12★	Straight Plug (SC3926K★)	10B-2
T3K-17★	Wall Mount Receptacle (SC3920K★)	10B-2
T3K-19★	Jam Nut Receptacle (SC3924K★)	10B-2
T3N-14H★	Hermetic Solder Mount Receptacle (SC3925N★)	10B-2
T3N-15H★	Weld Mount Receptacle (SC3927N★)	10B-2
T3N-17H★	Hermetic Box Mount Receptacle (SC3921N★)	10B-2
T3N-19H★	Hermetic Jam Nut Receptacle (SC3923N★)	10B-2
T3S-12★	Straight Plug (SC3926S★)	10B-2
T3S-17★	Wall Mount Receptacle (SC3920S★)	10B-2
T3S-19★	Jam Nut Receptacle (SC3924S★)	10B-2
T3W-12★	Straight Plug (SC3926W★)	10B-2
T3W-17★	Wall Mount Receptacle (SC3920W★)	10B-2
T3W-19★	Jam Nut Receptacle (SC3924W★)	10B-2
T3Y-14H★	Hermetic Solder Mount Receptacle (SC3925Y★)	10B-2
T3Y-15H★	Weld Mount Receptacle (SC3927Y★)	10B-2
T3Y-17H★	Hermetic Box Mount Receptacle (SC3921Y★)	10B-2
T3Y-19H★	Hermetic Jam Nut Receptacle (SC3923Y★)	10B-2
T32-1900-343	Socket Contact, Size 20	6B-2
T32-1902-343	Socket Contact, Size 20	6B-2
T32-3800-343	Socket Contact, Size 16	6B-2
T32-3802-343	Socket Contact, Size 16	6B-2
TT00RE★	Wall Mount Receptacle (SC2472E★)	9B-2
TT00RP★	Wall Mount Receptacle (SC2472P★)	9B-2
TT00RT★	Wall Mount Receptacle (SC2472T★)	9B-2
TT02RE★	Box Mount Receptacle (SC2499E★)	9B-2
TT03RE★	Box Mount Receptacle (SC2513E★)	9B-2
TT06RE★	Straight Plug (SC2473E★)	9B-2
TT06RP★	Straight Plug (SC2473P★)	9B-2
TT06RT★	Straight Plug (SC2473T★)	9B-2
TT07RE★	Jam Nut Receptacle (SC2474E★)	9B-2
TT07RP★	Jam Nut Receptacle (SC2474P★)	9B-2
TT07Rt★	Jam Nut Receptacle (SC2474T★)	9B-2
TTG06RE★	EMI Straight Plug (SC2484E★)	9B-2
TTG06RP★	EMI Straight Plug (SC2484P★)	9B-2
TTG06RT★	EMI Straight Plug (SC2484T★)	9B-2
TTPO2RE★	Box Mount Receptacle (SC2508E★)	9B-2

★ Indicates additional alpha-numeric are required to complete part numbers.
CS Contact our Sales Department for information on this part.

CROSS REFERENCE/INDEX

TTPQ00RE★	Wall Mount Receptacle (SC2497E★)	9B-2
TTPQ00RP★	Wall Mount Receptacle (SC2497P★)	9B-2
TTPQ00R1★	Wall Mount Receptacle (SC2497T★)	9B-2
TVP00RW★	Box Mount Receptacle (SC3920W★)	10B-2
TVP06RW★	Straight Plug (SC3296W★)	10B-2
TVP07RW★	Jam Nut Receptacle (SC3924W★)	10B-2
TVPS00RF★	Wall Mount Receptacle (SC3920F★)	10B-2
TVPS02Y★	Hermetic Box Mount Receptacle (SC3921Y★)	10B-2
TVPS02YN★	Hermetic Box Mount Receptacle (SC3921N★)	10B-2
TVPS06RF★	Straight Plug (SC3296F★)	10B-2
TVPS07RF★	Straight Plug (SC3296W★)	10B-2
TVP07RF★	Jam Nut Receptacle (SC3924F★)	10B-2
TVP07Y★	Hermetic Jam Nut Receptacle (SC3923Y★)	10B-2
TVP07YN★	Hermetic Jam Nut Receptacle (SC3923N★)	10B-2
TVS1Y★	Hermetic Solder Mount Receptacle (SC3925Y★)	10B-2
TVSH1Y★	Weld Mount Receptacle (SC3927Y★)	10B-2
TVSH1YN★	Weld Mount Receptacle (SC3927N★)	10B-2
TVP07RW★	Jam Nut Receptacle (SC3924W★)	10B-2
V1707NC★	Jam Nut Receptacle (SC3924C★)	10B-2
VFF707NW★	Jam Nut Receptacle (SC3924W★)	10B-2
VPT00★	Wall Mount Receptacle (SCPT00★)	1B-2
VPT00S★	Wall Mount Receptacle (SCPT00S★)	2B-2
VPT01★	In-line Receptacle (SCPT01★)	1B-2
VPT01S★	In-line Receptacle (SCPT01S★)	2B-2
VPT02★	Box Mount Receptacle (SCPT02★)	1B-2
VPT02S★	Box Mount Receptacle (SCPT02S★)	2B-2
VPT06★	Straight Plug (SCPT06★)	1B-2
VPT06S★	Straight Plug (SCPT06S★)	2B-2
VPT07★	Jam Nut Receptacle (SCPT07★)	1B-2
VPT07S★	Jam Nut Receptacle (SCPT07S★)	2B-2
VTT00K★	Wall Mount Receptacle (SC3920K★)	10B-2
VTT00NC★	Wall Mount Receptacle (SC3920C★)	10B-2
VTT00NF★	Wall Mount Receptacle (SC3920F★)	10B-2
VTT00NW★	Wall Mount Receptacle (SC3920W★)	10B-2
VTT02Y★	Hermetic Box Mount Receptacle (SC3921Y★)	10B-2
VTT06K★	Straight Plug (SC3926K★)	10B-2
VTT06NC★	Straight Plug (SC3926C★)	10B-2
VTT06NF★	Straight Plug (SC3926F★)	10B-2
VTT06NW★	Straight Plug (SC3926W★)	10B-2
VTT07K★	Jam Nut Receptacle (SC3924K★)	10B-2
VTT07NF★	Jam Nut Receptacle (SC3924NF★)	10B-2
VTT07Y★	Hermetic Jam Nut Receptacle (SC3923Y★)	10B-2
VTT1Y★	Hermetic Solder Mount Receptacle (SC3925Y★)	10B-2
YVS1YN★	Hermetic Solder Mount Receptacle (SC3925N★)	10B-2
8D0-★F★	Wall Mount Receptacle (SC3920F★)	10B-2
8D0-★W★	Wall Mount Receptacle (SC3920W★)	10B-2
8D5-★F★	Straight Plug (SC3926F★)	10B-2
8D5-★W★	Straight Plug (SC3926W★)	10B-2
8D7-★F★	Jam Nut Receptacle (SC3924F★)	10B-2
8D7-★W★	Jam Nut Receptacle (SC3924W★)	10B-2
8LT0-★	Wall Mount Receptacle (SC1466T★)	8B-2
8LT2-★	Box Mount Receptacle (SC1505E★)	8B-2
8LT3-★	Wall Mount Receptacle (SC1656T★)	8B-2
8LT5-★	EMI Straight Plug (SC1467T★)	8B-2
8LT7-★	Jam Nut Receptacle (SC1467T★)	8B-2
8T2★	Box Mount Receptacle (SC2497T★)	9B-2
8T3★	Wall Mount Receptacle (SC2456T★)	9B-2
8T6★	Straight Plug (SC24743T★)	9B-2
8T7★	Jam Nut Receptacle (SC2474T★)	9B-2
10-53372★	Jam Nut Receptacle (SCP53372★)	2B-28
10-57012★	Box Mount Receptacle (SCP57012★)	2B-17
71-53372★	Box Mount Receptacle with PCB Contacts (SCP53372★-B71)	2B-28
71-57012★	Jam Nut Receptacle with PCB Contacts (SCP57012★-B71)	2B-17
418-20E★	Wall Mount Receptacle (SC2472E★)	9B-2
418-20T★	Wall Mount Receptacle (SC2472T★)	9B-2
418-22E★	Box Mount Receptacle (SC2499E★)	9B-2
418-22R★	Box Mount Receptacle (SC2513E★)	9B-2
418-23E★	Jam Nut Receptacle (SC2474E★)	9B-2

★ Indicates additional alpha-numeric are required to complete part numbers.
CS Contact our Sales Department for information on this part.



418-23T★	Jam Nut Receptacle (SC2474T★)	9B-2
418-25R★	Box Mount Receptacle (SC2508E★)	9B-2
418-26E★	Straight Plug (SC2473E★)	9B-2
418-26T★	Straight Plug (SC2473T★)	9B-2
418-27E★	Wall Mount Receptacle (SC2497E★)	9B-2
418-27T★	Wall Mount Receptacle (SC2497T★)	9B-2
418-28E★	EMI/RFI Straight Plug (SC2484E★)	9B-2
418-28T★	EMI/RFI Straight Plug (SC2484T★)	9B-2
518-10★S	Wall Mount Receptacle, Socket Contacts (SC723/71)	CS
518-10★P	Wall Mount Receptacle, Pin Contacts (SC723/72)	CS
518-13★S	Jam Nut Receptacle, Socket Contacts (SC723/73)	CS
518-13★P	Jam Nut Receptacle, Pin Contacts (SC723/74)	CS
518-16★S	Straight Plug, Socket Contacts (SC723/75)	CS
518-16★P	Straight Plug, Pin Contacts (SC723/76)	CS
518-18★S	RFI Grounding Straight Plug, Socket Contacts (SC723/77)	CS
518-18★P	RFI Grounding Straight Plug, Pin Contacts (SC723/78)	CS
518-00★S	Wall Mount Receptacle, Socket Contacts (SC723/82)	CS
518-00★P	Wall Mount Receptacle, Pin Contacts (SC723/83)	CS
518-03★S	Jam Nut Receptacle, Socket Contacts (SC723/84)	CS
518-03★P	Jam Nut Receptacle, Pin Contacts (SC723/85)	CS
518-06★S	Straight Plug, Socket Contacts (SC723/86)	CS
518-06★P	Straight Plug, Pin Contacts (SC723/87)	CS
518-08★S	RFI Grounding Straight Plug, Socket Contacts (SC723/91)	CS
518-08★P	RFI Grounding Straight Plug, Pin Contacts (SC723/92)	CS
518-09★S	Self-Locking Straight Plug, Socket Contacts (SC723/95)	CS
518-09★P	Self-Locking Straight Plug, Pin Contacts (SC723/96)	CS
851-00★	Wall Mount Receptacle (SCPT00★)	1B-2
851-00R★50	Wall Mount Receptacle (SCPT00S★)	2B-2
851-01	In-line Receptacle (SCPT01★)	1B-2
851-01R★50	In-line Receptacle (SCPT01S★)	2B-2
851-02	Box Mount Receptacle (SCPT02★)	1B-2
851-02R★50	Box Mount Receptacle (SCPT02S★)	2B-2
851-06	Straight Plug (SCPT06★)	1B-2
851-06R★50	Straight Plug (SCPT06S★)	2B-2
851-07	Jam Nut Receptacle (SCPT07★)	1B-2
851-07R★50	Jam Nut Receptacle (SCPT07S★)	2B-2
6503★SPM★	Box Mount Receptacle, Hermetic Pin Solder Contacts (SC723/88)	CS
6505★SPM★	Hermetic Seal Jam Nut Receptacle, Hermetic Pin Solder Contacts (SC723/89)	CS
6502★SPM★	Hermetic Seal Solder Mount Receptacle, Hermetic Pin Solder Contacts (SC723/90)	CS
6512★SPM★	Hermetic Seal Solder Mount Receptacle, Hermetic Pin Flex-Lead Contacts (SC723/93)	CS
6602★SPM★	Hermetic Solder Mount Receptacle, Hermetic Pin Solder Contacts (SC723/80)	CS
6603★SPM★	Box Mount Receptacle, Hermetic Pin Contacts (SC723/79)	CS
6605★SPM★	Hermetic Jam Nut Receptacle, Hermetic Pin Solder Contacts (SC723/81)	CS
6612★SPM★	Hermetic Seal Jam Nut Receptacle, Hermetic Pin Flex-Lead Contacts (SC723/94)	CS
8526-★0★N	Wall Mount Receptacle (SC70L★)	4B-2
8526-★0★W	Wall Mount Receptacle (SC70W★)	4B-2
8526-★5★N	EMI Straight Plug (SC75L★)	4B-2
8526-★5★W	EMI Straight Plug (SC75W★)	4B-2
8526-★6★N	Straight Plug (SC76L★)	4B-2
8526-★6★W	Straight Plug (SC76W★)	4B-2
8526-★7★N	Jam Nut Receptacle (SC74L★)	4B-2
8526-★7★W	Jam Nut Receptacle (SC74W★)	4B-2
9703H★D★	Hermetic Wall Mount Receptacle (SC1469Y★D★)	8B-2
9703H★E★	Hermetic Wall Mount Receptacle (SC1469Y★E★)	8B-2
9705H★D★	Hermetic Jam Nut Receptacle (SC1470Y★D★)	8B-2
9705H★E★	Hermetic Jam Nut Receptacle (SC1470Y★E★)	8B-2
9803H★D★	Hermetic Wall Mount Receptacle (SC2475Y★D★)	9B-2
9803H★E★	Hermetic Wall Mount Receptacle (SC2475Y★E★)	9B-2
9805H★D★	Hermetic Jam Nut Receptacle (SC2477Y★D★)	9B-2
9805H★E★	Hermetic Jam Nut Receptacle (SC2477Y★E★)	9B-2
14946★	Lanyard Release Straight Plug (SCP14946★)	CS
17942★	Lanyard Release Straight Plug (SCP17942★)	CS
94603★P	Hermetic Jam Nut Receptacle (SC723/65)	CS
52000Y-★D★	Hermetic Solder Mount Receptacle (SC2478Y★D★)	9B-2
52000Y-★E★	Hermetic Solder Mount Receptacle (SC2478Y★E★)	9B-2
52000Y-★N★	Hermetic Solder Mount Receptacle (SC2478Y★N★)	9B-2
53000Y-★D★	Hermetic Box Mount Receptacle (SC2476Y★D★)	9B-2
53000Y-★E★	Hermetic Box Mount Receptacle (SC2476Y★E★)	9B-2

★ Indicates additional alpha-numeric are required to complete part numbers.
CS Contact our Sales Department for information on this part.

CROSS REFERENCE/INDEX

53000Y-★W★	Hermetic Box Mount Receptacle (SC2476Y★N★)	9B-2
54000Y-★D★	Hermetic Jam Nut Receptacle (SC2477Y★D★)	9B-2
54000Y-★E★	Hermetic Jam Nut Receptacle (SC2477Y★E★)	9B-2
54000Y-★W★	Hermetic Jam Nut Receptacle (SC2477Y★N★)	9B-2
54010T★	Jam Nut Receptacle (SC2474T★)	9B-2
54020T★	Wall Mount Receptacle (SC2472T★)	9B-2
74000Y-★D★	Hermetic Jam Nut Receptacle (SC1470Y★D★)	8B-2
74000Y-★E★	Hermetic Jam Nut Receptacle (SC1470Y★E★)	8B-2
74000Y-★N★	Hermetic Jam Nut Receptacle (SC1470Y★N★)	8B-2
75000Y-★D★	Hermetic Solder Mount Receptacle (SC1471Y★D★)	8B-2
75000Y-★E★	Hermetic Solder Mount Receptacle(SC1471Y★E★)	8B-2
75000Y-★N★	Hermetic Solder Mount Receptacle(SC1471Y★N★)	8B-2
76000Y-★D★	Hermetic Wall Mount Receptacle (SC1469Y★D★)	8B-2
76000Y-★E★	Hermetic Wall Mount Receptacle (SC1469Y★E★)	8B-2
76000Y-★N★	Hermetic Wall Mount Receptacle (SC1469Y★N★)	8B-2
83730★S	Wall Mount Receptacle, Socket Contacts (SC732/82)	CS
83730★P	Wall Mount Receptacle, Pin Contacts (SC732/83)	CS
83734★S	Jam Nut Receptacle, Socket Contacts (SC732/84)	CS
83734★P	Jam Nut Receptacle, Pin Contacts (SC732/85)	CS
83736★S	Straight Plug, Socket Contacts (SC732/86)	CS
83736★P	Straight Plug, Pin Contacts (SC732/87)	CS
83760★S	Wall Mount Receptacle, Socket Contacts (SC723/71)	CS
83760★P	Wall Mount Receptacle, Pin Contacts (SC723/72)	CS
83764★S	Jam Nut Receptacle, Socket Contacts (SC723/73)	CS
83764★P	Jam Nut Receptacle, Pin Contacts (SC723/74)	CS
83766★S	Straight Plug, Socket Contacts (SC723/75)	CS
83766★P	Straight Plug, Pin Contacts (SC723/76)	CS
83768★S	RFI Grounding Straight Plug, Socket Contacts (SC723/77)	CS
83768★P	RFI Grounding Straight Plug, Pin Contacts (SC723/78)	CS
83760H★P	Box Mount Receptacle, Hermetic Pin Contacts (SC723/79)	CS
83763H★P	Hermetic Solder Mount Receptacle, Hermetic Pin Solder Contacts (SC723/80)	CS
83764H★P	Hermetic Jam Nut Receptacle, Hermetic Pin Solder Contacts (SC723/81)	CS
83793H★P	Hermetic Seal Solder Mount Receptacle, Hermetic Pin Flex-Lead Contacts (SC732/93)	CS
83794H★P	Hermetic Seal Jam Nut Receptacle, Hermetic Pin Flex-Lead Contacts (SC732/94)	CS
84000N★	Hermetic Solder Mount Receptacle (SC3925N★)	10B-2
84000Y★	Hermetic Solder Mount Receptacle (SC3925Y★)	10B-2
85000N★	Hermetic Box Mount Receptacle (SC3921N★)	10B-2
85000Y★	Hermetic Box Mount Receptacle (SC3921Y★)	10B-2
86000N★	Hermetic Solder Mount Receptacle (SC3923N★)	10B-2
86000Y★	Hermetic Solder Mount Receptacle (SC3923Y★)	10B-2
86000N★	Hermetic Box Mount Receptacle (SC3927N★)	10B-2
86000Y★	Hermetic Box Mount Receptacle (SC3927Y★)	10B-2

★ Indicates additional alpha-numeric are required to complete part numbers.
 CS Contact our Sales Department for information on this part.



We've Got You Covered



Contact
Spacecraft's
Consultative Sales Team
for Ordering Information



YOUR
**CONNECTOR
CONSULTANT**
SINCE 1962

 **SPACECRAFT
COMPONENTS CORP.**

702.851.7600

SPACECRAFT COMPONENTS CORP.

Your Connector Consultant Since 1962



SCP 5015 STYLE CONNECTORS (CATALOG 102)



SCPT 26482 STYLE SC1 38999 SERIES I SC2 38999 SERIES II SC39 38999 SERIES III (CATALOG 202)



SCP SERIES (CATALOG 302)



CONNECTOR ACCESSORIES (CATALOG 402)



CONNECTORS WITH INTEGRATED BACKSHELLS (CATALOG 601)

Try our other connector products.



SPACECRAFT COMPONENTS CORP.

Headquarters

3040 Clayton Street
North Las Vegas, NV 89032

Phone: 702.851.7600
Fax: 702.851.7620

Email: space@spacecraft.com
Web: www.spacecraft.com

Florida Office

4577 Nob Hill Road
Suite 106
Sunrise, FL 33351
Tel: 954.748.4540
Fax: 954.748.4128

Arizona Office

519 W. Lone Cactus Dr.
Suite 401
Phoenix, AZ 85027
Tel: 623.580.1162
Fax: 623.580.1165

Italy Office

Spacecraft Components, sp A
Milan, Italy
+39 (335) 719.4512

Mexico Office

Av. Constituyentes 13-6 Col. Pueblo Nuevo
Queretaro, Qro 76900
+52 442 341 69 63

JUN.2013
CAT-202

COMPILED AND PRODUCED BY SPACECRAFT COMPONENTS CORP.
©2013 SPACECRAFT COMPONENTS CORP., NORTH LAS VEGAS, NV 89032