

SEALED, ILLUMINATED ROCKER SWITCHES

LOW COST, SNAP-IN ROCKER FOR WET & DUSTY ENVIRONMENTS

The K series rockers are rugged, high performance sealed switches designed for use under severe conditions found in marine, appliance, heavy equipment and industrial control applications. Sealed to IP68S with an optional panel seal available.

The K1 series is offered in single pole configuration while the K2 series is available in single and double pole configurations. Both series offer illuminated models. Illumination can be independent or dependent of the switch position or a combination of both. A choice of red, green, clear or amber colored lenses are offered in illuminated models. Illumination options include incandescent, LED or neon light sources.

Mounting is simple and quick; snaps into panel from the front. The OTTO snap-in design supports a variety of panel thicknesses with just one cutout size specified.

A choice of models are offered to handle power levels to 16 amps, 1/2 HP and low level electronic switching applications.

OTTO can provide custom colors upon request. Value-added assemblies with wire leads are also available. Please consult the factory for assistance.

Features:

- Withstands direct water spray
- Watertight to IP68S
- Fits industry standard panel openings for drop-in replacement of panel sealed & unsealed switches
- Snap-in feature accommodates a wide range of panel cutouts
- Switches up to 16 amps
- UV and solvent resistant
- Withstands extreme shock & vibration
- Custom legends available
- 2 & 3-position, momentary & maintained action
- Incandescent, LED & neon illumination with independent & dependent light source options
- UL & CSA recognized
- Ignition protected
- RoHS & WEEE compliant



K1 Series
Single Pole



K2 Series
Single & Double Pole



Standard Characteristics/Ratings:		
ELECTRICAL RATINGS:		
Load	Sea Level @ 28VDC or 125/250VAC, 60Hz	Cycles
Resistive	16A	25,000
Resistive	10A	50,000
Inductive	10A	25,000
Lamp	5A	25,000
Motor	0.5HP	25,000
DWV	1050Vrms except across light terminals	
Low Level	10mA @ 30mV	
Electrical Life:	See Rating Chart	
LIGHTING:		
Light Source	Rating	
Incandescent	(VDC) 6V, 12V, 24V	
Neon	(VAC) 125V, 250V	
LED	(VDC) 2V, 6V, 12V, 24V	
Mechanical Life:	100,000 cycles	
Seal:	IP68S	
Operating Temp Range:	-30°C to +85°C	
MATERIALS:		
Case:	Thermoplastic	
Button:	Thermoplastic	
Base:	Thermoplastic	
Terminals/Contact:	Brass, silver alloy with silver plate, gold flash for low level	
Terminal Hardware:	Screws and lockwashers provided when applicable K1/K2 series recommended Quick Connect terminals: AMP 60253-2 for 12-16 AWG AMP 42100-2 for 14-18 AWG	
Mounting Hardware:	None provided	

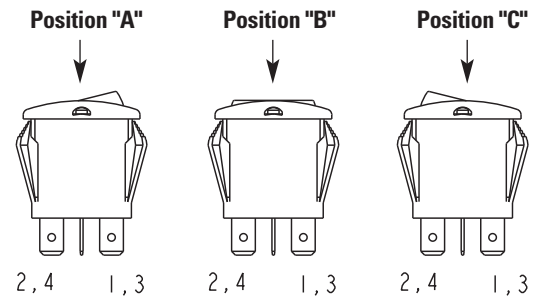
LOW COST, SNAP-IN ROCKER FOR WET & DUSTY ENVIRONMENTS

K1 PART

<p>K1</p> <p>Terminal Style/ Switch Rating</p> <p>A. Q.C./Std. B. Screw/Std. C. Solder/Std. D. Q.C./Low Level E. Screw/Low Level F. Solder/Low Level G. PC Pin/Std. H. PC Pin/Low Level</p>	<p>X</p> <p>Actuator Color/Style</p> <p>A. Red/Rocker B. Black/Rocker C. White/Rocker D. Red/Paddle E. Black/Paddle F. White/Paddle G. Red/Rocker Pinned H. Black/Rocker Pinned J. White/Rocker Pinned K. Red/Short Paddle Pinned L. Black/Short Paddle Pinned M. White/Short Paddle Pinned N. Red/Standard Paddle Pinned P. Black/Standard Paddle Pinned R. White/Standard Paddle Pinned T. Red/Short Paddle U. Black/Short Paddle V. White/Short Paddle</p>
---	---

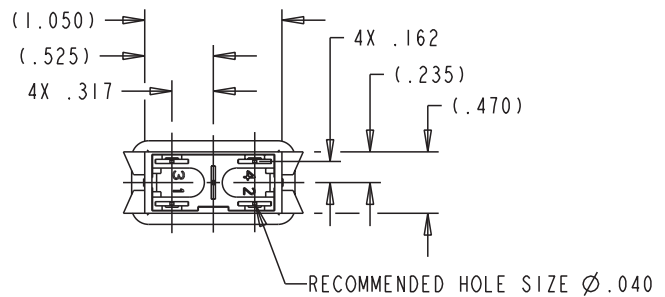
	X			
	Switch Action/Circuit			
	Position "A"	Position "B"	Position "C"	Circuit
A.	ON	None	OFF	SPST
B.	ON	None	ON	SPDT
C.	(ON)	None	OFF	SPST
D.	(ON)	None	ON	SPDT
E.	(ON)	OFF	(ON)	SPDT
F.	ON	OFF	ON	SPDT
G.	(ON)	OFF	ON	SPDT

NOTE: () denotes momentary action.



NOTES:

- No momentary switches with dependent lights.
- Neon lamps only to be coded with clear or amber lenses.
- LED lenses must be clear or same color as LED.
- K1 panel plug P/N C401561-XX. Contact factory for color selection.
- No dependent light in OFF position.
- All legends printed on actuators without lens(es) will be white except actuator codes C, F, J, M & R.
- All legends printed on lenses will be white except on clear lens(es) will be black.
- OTTO-02 denotes Mexico manufacturing location.



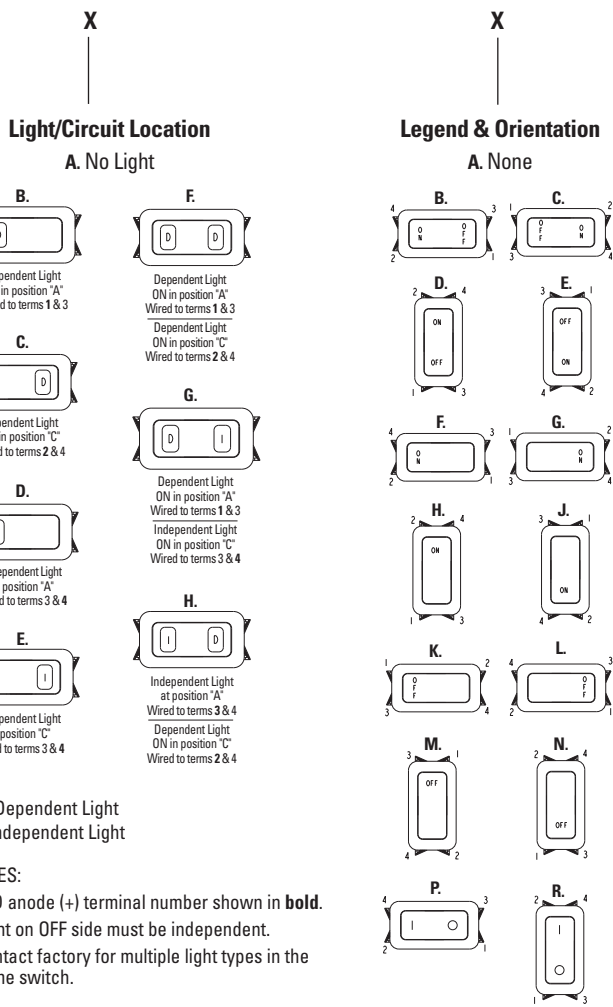
P.C. PIN LAYOUT

SEALED, ILLUMINATED ROCKER SWITCHES

LOW COST, SNAP-IN ROCKER FOR WET & DUSTY ENVIRONMENTS

NUMBER CODE

- | | | |
|---------------------|--------------|--------------|
| X | X | X |
| Light Type | Lens Color | |
| A. No Light | Position "A" | Position "C" |
| B. 6V Incandescent | A. No Lens | A. No Lens |
| C. 12V Incandescent | B. Red | B. Red |
| D. 24V Incandescent | C. Green | C. Green |
| E. 125VAC Neon | D. Amber | D. Amber |
| F. 250VAC Neon | E. Clear | E. Clear |
| G. 2V Red LED | | |
| H. 2V Green LED | | |
| J. 2V Amber LED | | |
| K. 6V Red LED | | |
| L. 6V Green LED | | |
| M. 6V Amber LED | | |
| N. 12V Red LED | | |
| P. 12V Green LED | | |
| Q. 12V Amber LED | | |
| R. 24V Red LED | | |
| S. 24V Green LED | | |
| T. 24V Amber LED | | |



D = Dependent Light
I = Independent Light

NOTES:

- LED anode (+) terminal number shown in **bold**.
- Light on OFF side must be independent.
- Contact factory for multiple light types in the same switch.

