

COMMERCIAL & MILITARY GRADES, SUBMINIATURE DOUBLE BREAK, SNAP-ACTION

MIL-PRF-8805/76 (0.200 inches wide)

OTTO's B3-22000 series is a sub-subminiature switch that meets all requirements of MIL-PRF-8805/76. Designed to switch at least one million mechanical cycles, the B3 surpasses the requirements of the military in these categories: contact resistance less than 25mΩ, contact pressure, contact bounce and overall cycle life. For MIL-PRF-8805/76 requirements, B3-22141 has standard silver with gold flash contacts, SPDT double break two circuit (Form Z), solder terminals in thermoset case material. Gold plate contacts are available for non-military applications. UL recognized and CSA certified models available.

MIL-PRF-8805/101 (0.156 inches wide)

For your really difficult projects, try OTTO'S B3 series. They meet the OTTO inspired MIL-PRF-8805/101 specification. Only 0.156" thick, think of all those extra 0.044" you can use in those tight ganged jobs. With the B3 series, you can get an extra pole in where only four MIL-PRF-8805/76s fit, with room to spare. Examine the characteristics. With the MIL-PRF-8805/101, the only thing you give up is the extra space the MIL-PRF-8805/76 takes. Cycle life, very low contact resistance, higher than normal contact pressures, minimal contact bounce...everything is exactly as provided by the MIL-PRF-8805/76 specification.

For MIL-PRF-8805/101 requirements, B3-11141 (PC pin) and B3-12141 (turret) have silver with gold flash contacts and SPDT double break (Form Z) contact. For commercial applications, a variety of contact forms, special forces and gold plate contacts are available. Most versions are also UL recognized and CSA certified.


Great circuit versatility is available with either switch style. You have your choice of normally open (Form X) or closed (Form Y), 3 terminal (Form C) and 4 terminal (Form Z) SPDT double break.

Features:

- Low level switching capability
- Less than 25mΩ contact resistance
- Up to 8 amps switching capability
- Button accepts actuation directly from a cam
- Choice of 0.156" & 0.200" wide models
- Choice of six standard terminal styles
- Available in Commercial & Military grades
- UL recognized & CSA certified
- Qualified under MIL-PRF-8805/76 & MIL-PRF-8805/101

APPLICATIONS

OTTO sub-subminiature switches are designed to meet all applications requiring MIL-PRF-8805/76 or MIL-PRF-8805/101 switches. Basic switches are designed for miniature spaces where cam or other limit actuators are used. In addition, toggle, pushbutton and lever actuators can be provided.



Standard Characteristics/Ratings:

ELECTRICAL RATINGS:

Circuitry	Load	Sea Level @ 28VDC	70,000 feet @ 28VDC	Sea Level @ 115VAC, 60/400Hz
SPST-NO	Resistive	8A	8A	8A
SPDT-DB		5A	5A	5A
SPDT		5A	5A	5A
Gold Contacts		5A	5A	N/A
SPST-NC	Inductive*	5A	3A	5A
Form Z		3A	2A	3A
Form C		2.5A	1.5A	3A
Gold Contacts		3A	2A	N/A
Double Break Lamp		1A	N/A	1A
2 Circuit		N/A	N/A	1A
*L/R = 0.026				
Lamp		1A	N/A	1A
Motor		5A	N/A	
DWV		1050Vrms	400Vrms	

Low Level:	Gold contacts 10mA @ 30mV
Electrical Life:	50,000 cycles at full load
Mechanical Life:	1 million cycles
Seal:	Unsealed
Operating Temp Range:	-65°C to +125°C
Operating Force:	5 oz +/- 2 oz typical to 6 oz max
Release Force:	1.5 oz min
Operate Point:	0.320 +/- 0.015 inches from mounting holes
Overtravel:	0.004 inches min
Movement Differential:	0.018 +/- 0.008 inches
MATERIALS:	
Case:	Thermoset, blue
Cover:	Thermoplastic, blue
Button:	Thermoplastic, black
Terminals:	Brass, gold over nickel
Contacts:	Stationary: Silver with gold flash Moveable: Silver with gold plate
Terminal Hardware:	None provided
Mounting Hardware:	None provided

COMMERCIAL & MILITARY GRADES, SUBMINIATURE DOUBLE BREAK, SNAP-ACTION

CONTACT CONFIGURATIONS:

MIL-PRF-8805/76 and MIL-PRF-8805/101 specify single pole, double throw, double break (Form Z) contact configuration. Available and included in the military specifications are SPNO and SPNC double break, (Form X and Y). The MIL-PRF-8805/101 also specifies SPDT Form C.

MILITARY APPROVALS

(MIL-PRF-8805/76 & MIL-PRF-8805/101)

Certain OTTO B3 models have been qualified to the military specifications for these parts. The following is a partial listing. Consult the Cross Reference that appears at the back of this catalog for the latest, complete listings.

MILITARY NO.	OTTO P/N	MILITARY NO.	OTTO P/N
MS27257-1	B3-26141	M8805/101-011	B3-15141
MS27257-2	B3-22141	M8805/101-012	B3-15142
M8805/101-001	B3-10064	M8805/101-013	B3-13141
M8805/101-002	B3-10065	M8805/101-014	B3-13142
M8805/101-003	B3-10066	M8805/101-015	B3-11131
M8805/101-004	B3-10067	M8805/101-016	B3-11132
M8805/101-005	B3-10063	M8805/101-017	B3-12131
M8805/101-006	B3-10072	M8805/101-018	B3-12132
M8805/101-007	B3-11141	M8805/101-019	B3-15131
M8805/101-008	B3-11142	M8805/101-020	B3-15132
M8805/101-009	B3-12141	M8805/101-021	B3-13131
M8805/101-010	B3-12142	M8805/101-022	B3-13132

ORDERING INFORMATION:

B3 Basic

Select the OTTO B3 basic switch to match your specific circuit and mechanical requirements. To order, specify your requirement using the OTTO Part Number Code shown below.

Example: B3-12141 is 0.156" wide, has 1/8" long turret terminals, 5 oz operating force, SPDT double break and gold flash contacts (MIL-PRF-8805/101).

B3 PART NUMBER CODE

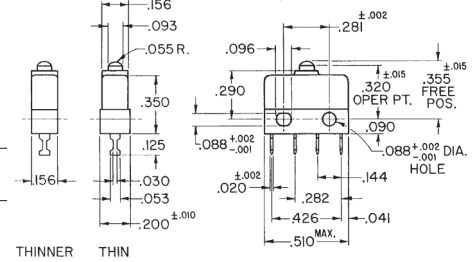
Bold Code items signify conformance to MIL-S-8805 specifications.

B3	-	X	X	X	X
Model		Terminal Style	Operating Force	Circuitry	Contact Material
1. 0.156" (MIL Grade)		1. PC Pins	1. 5 ⁺³ / ₋₂ oz	1. SPNO-DB, Form X	1. Silver/Gold Flash
2. 0.200" (MIL Grade)		2. Turret, 1/8" lg.	2. 5 oz min	2. SPNC-DB, Form Y	2. Silver/Gold Plate
3. 0.156" (Com'l Grade)		3. Turret, 3/16" lg.	3. 6 oz max	3. SPDT, Form C	
4. 0.200" (Com'l Grade)		4. Wire Wrap		4. SPDT-DB, Form Z	
		5. Right Angle PC Pins			
		6. Solder ^①			

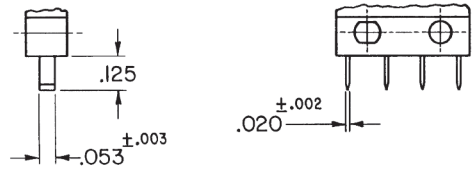
^① Available on 0.200" wide models only.

Basic Switch shown with Solder Turret Terminals

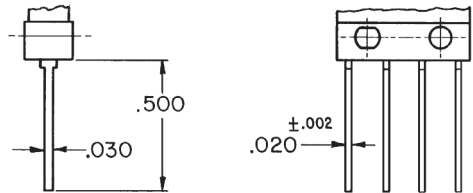
Terminal Style	Dim. "A" Length
2	0.125"
3	0.187"



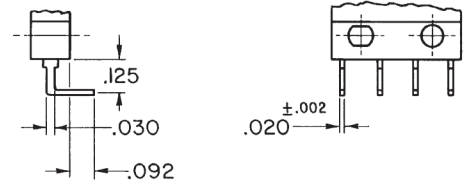
Printed Circuit Pin Terminal Style 1



Wire Wrap Terminal Style 4

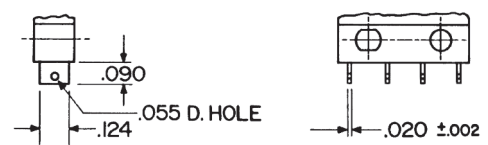


Right Angle Printed Circuit Terminal Style 5

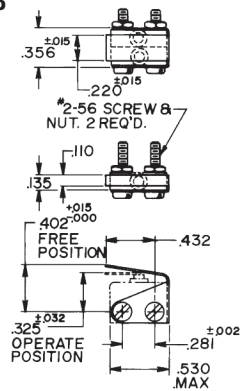


Solder Terminal Style 6

Available on the 0.200" model only.



Auxiliary Lever Actuators for B3



Catalog Number	Number of Poles
A1-101-02	1
A3-102	2

Supplied with two 2-56 panhead screws, hex nuts and lockwashers.