



Optical Encoders

SERIES 60A Joystick

FEATURES

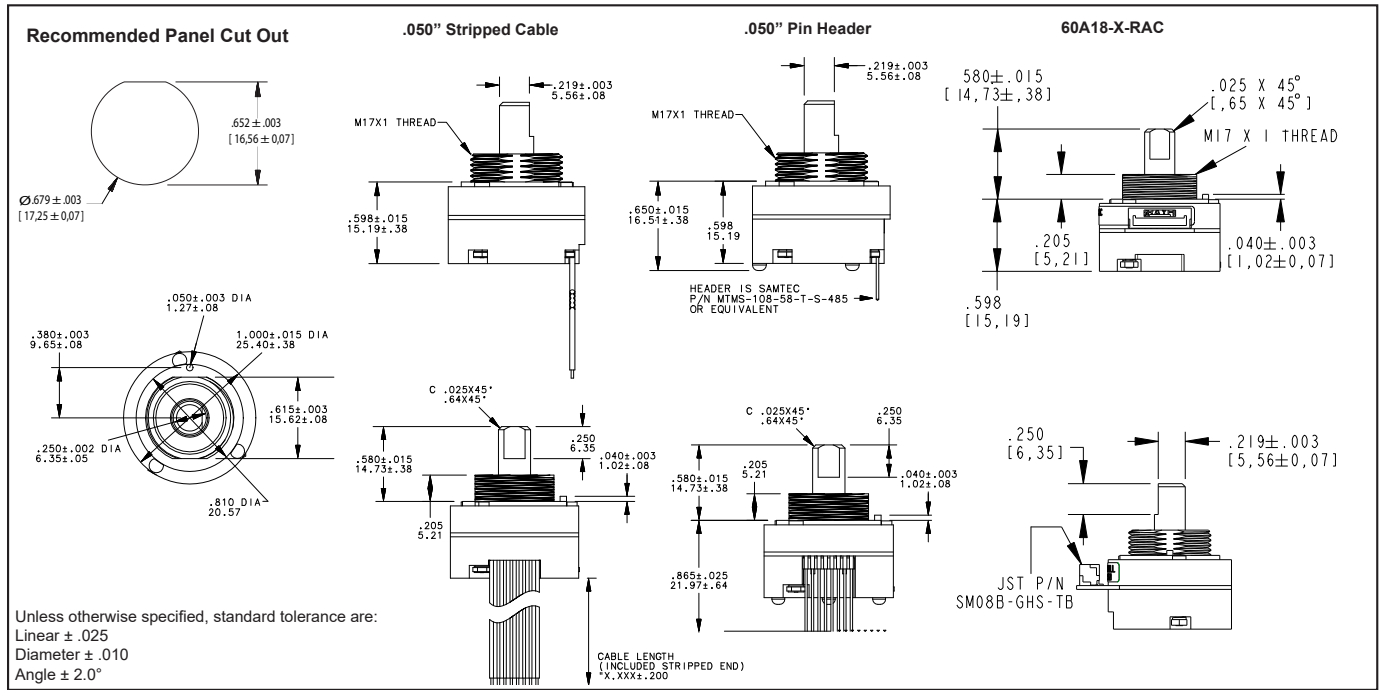
- Optical Encoder, Pushbutton, and Joystick in One Shaft
- Long Life, High Reliability
- Compatible with CMOS, HCMOS, and TTL Logic
- Choices of Cable Length and Termination
- Customized Solutions Available

APPLICATIONS

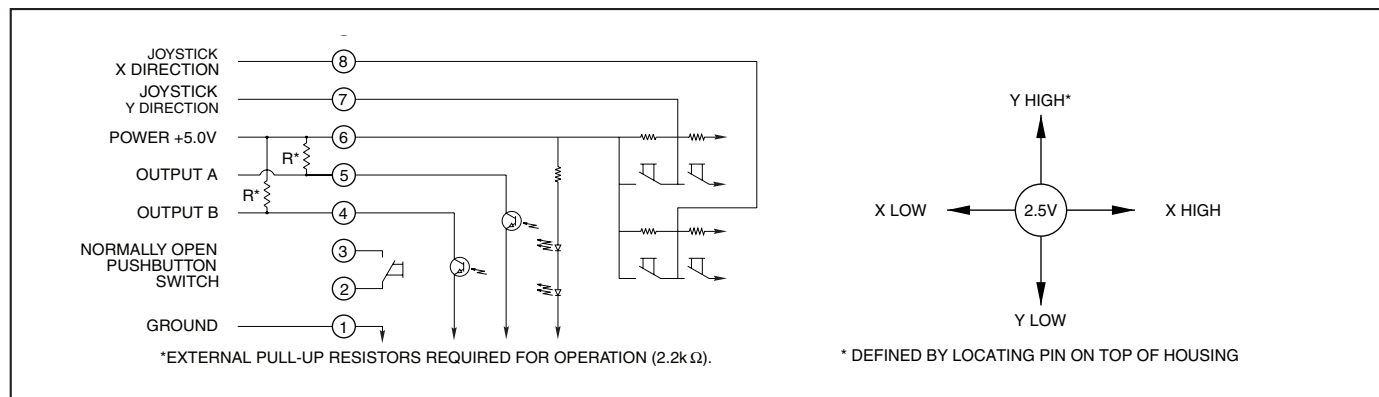
- Global Positioning/Driver Information Systems
- Medical Equipment Control
- Radio Control
- Robotics
- Commercial Appliances



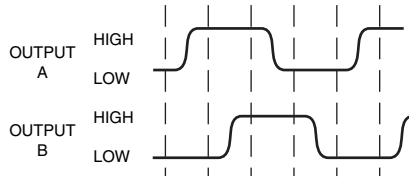
DIMENSIONS in inches (and millimeters)



CIRCUITRY AND JOYSTICK OPERATION Standard Quadrature 2-Bit Code



WAVEFORM AND TRUTH TABLE Standard Quadrature 2-Bit Code



Clockwise Rotation		
Position	Output A	Output B
1		
2	•	
3	•	•
4		•

• Indicates logic high; blank indicates logic low. Code repeats every 4 positions.

SPECIFICATIONS

Rotary Electrical and Mechanical Ratings

Operating Voltage: 5.00 ± 0.25 Vdc
Supply Current: 20 mA maximum at 5 Vdc
Output: Open collector phototransistor. External pull up resistors are required
Output Code: 2-Bit quadrature, channel A leads channel B by 90° electrically during clockwise rotation of the shaft
Logic Output Characteristics:
 High: No less than 3.5 Vdc
 Low: No greater than 1.0 Vdc
Minimum Sink Current: 2.0 mA
Power Consumption: 100 mW maximum
Mechanical Life: 1 million rotational cycles of operation (1 cycle is a rotation through all positions and a full return)
Average Rotational Torque: 2.0 ± 1.0 in-oz initially, torque shall be within 50% of initial value throughout life
Mounting Torque: 15 in-lbs. maximum
Shaft Push-Out Force: 45 lbs minimum
Shaft Pull-Out Force: 45 lbs minimum
Shaft Side-Load Force: 20 lbs max.
Terminal Strength: 15 lbs terminal pull-out force minimum for cabled and header termination
Solderability: 95% free of pin holes and voids

Actuation Force: 400 ± 150 grams force
Shaft Travel: 0.020 ± 0.010 inches

Joystick Electrical and Mechanical Ratings

Supply Current: 5 mA maximum
Output Code: 2-Bit
Logic Output Characteristics:
 Neutral: 2.5 ± 0.5 Vdc
 High: > 4.5 Vdc
 Low: < 0.5 Vdc
Angle of Throw: 8° ± 2° in all directions
Life: 500,000 actuations in each direction

Materials and Finishes

Shaft: Polyamide polymer (nylon 6/10 alloy) with stainless steel insert
Cable: Copper stranded with plating in PVC insulation
Connector: PA 4.6 with tin over nickel plated phosphor bronze
Lockwashers: Stainless steel with passivate finish
Hex Nuts: 303 Stainless steel
Solder: Sn/Ag/Cu, Lead-Free, No Clean
Mounting Nut: Polyurethane

This product series is ROHS Compliant.

Environmental Ratings

Operating Temperature Range: -40°C to 85°C
Storage Temperature Range: -55°C to 100°C
Relative Humidity: 96 hours at 90-95% humidity at 40°C
Vibration: Harmonic motion with amplitude of 15g, within a varied 10 to 2000 Hz frequency for 12 hours
Mechanical Shock:
 Test 1: 100g for 6ms half-sine wave with a velocity change of 12.3 ft/s
 Test 2: 100g for 6ms sawtooth wave with a velocity change of 9.7 ft/s

OPTIONS

Contact Grayhill for custom terminations, rotational torque, number of positions, shaft configurations, and resolutions. Control knobs are also available.

Pushbutton Electrical and Mechanical Ratings

Rating: 10 mA at 5 Vdc resistive
Contact Resistance: less than 10 ohms
Life: 1 million actuations minimum
Contact Bounce: < 4 mS make, 10 mS break

ORDERING INFORMATION

Series

Angle of Throw: Detent: 18 = 18° or 20 positions; Non-detent: 08 = 18° or 20 positions; Non-Turn: 00 = Joystick and Pushbutton only

Joystick Contacts: 2 = 2 Discrete Contacts
 4 = 4 Discrete Contacts
 8 = 4 Contacts in 8 possible directions

Termination: S = 4.0in Stripped cable; .050" centers;
 C = 4.0in Cable with Amp Connector P/N 215083-8; .050" centers;
 (See Amp Mateability Guide for mating connector details)
 P = Pins; .050" centers
 RAC = Right Angle Connector: JST SM08B-GHS-TB(LF)(SN); .050" centers
 (See JST Connector Guide for mating connector details)

Cable Length: 020 = 2in. 030 = 3in. 040 = 4in. 050 = 5in. 060 = 6in. 080 = 8in. 100 = 10in. 120 = 12.5in.
 *Eliminate cable length if ordering "P" or "RAC" termination option

*60A18-4-RAC available as standard P/N, for additional options, please contact Grayhill

60A18-X-RAC

Optical and Mechanical Encoders